



NOTULE VAN 'N GEWONE VERGADERING VAN DIE SWARTLAND MUNISIPALE RAAD GEHOU IN DIE RAADSAAL, MALMESBURY OP DINSDAG, 31 MAART 2026 OM 09:00

TEENWOORDIG:

Speaker, rdh M A Rangasamy
Uitvoerende Burgemeester, rdh J H Cleophas
Uitvoerende Onderburgemeester, rdd J M de Beer

RAADSLEDE:

Bess, D G (DA)	Penxa, B J (ANC)
Booyesen, A M (VF+)	Pieters, C (ANC)
Gaika, M F (EFF)	Pypers, D C (DA)
Jooste, R J (DA)	Smit, N (DA)
Le Minnie I S (DA)	Soldaka, P E (ANC)
Nel, M (DA)	Van Essen, T (DA)
Ngozi, M (ANC)	Vermeulen, G (VF+)
O'Kennedy, E C (DA)	Warnick, A K (DA)
Papier, J R (GOOD)	Williams, A M (DA)

Beampes:

Munisipale Bestuurder, mnr J J Scholtz
Direkteur: Finansiële Dienste, mnr M A C Bolton
Direkteur: Siviele Ingenieursdienste, mnr L D Zikmann
Direkteur: Elektriese Ingenieursdienste, mnr T J Möller
Direkteur: Korporatiewe Dienste, me M S Terblanche
Direkteur: Ontwikkelingsdienste, me J S Krieger
Bestuurder: Verkeers- en Wetstoepassingsdienste, mnr R Steyn
Bestuurder: Sekretariaat en Rekords, me N Brand

1. OPENING

Die Speaker verwelkom die Uitvoerende Burgemeester, raadsdames, raadshere, raadslede, amptenare en lede van die publiek.

Die Direkteur: Ontwikkelingsdienste open die vergadering met skriflesing en gebed op uitnodiging van die Speaker.

Die Speaker dra sy gelukwensing oor aan raadslede wat hul verjaarsdag die afgelope tyd herdenk het.

Die Speaker betoon sy medelye met amptenare en ander wat geliefdes aan die dood afgestaan het, en spesiaal aan mnr A Duda, 'n voormalige raadslid, wat sy seun in 'n ongeluk verloor het. Die Speaker bedank rdl Ngozi vir sy bystand tydens die ongeluk.

2. VERLOF TOT AFWESIGHEID

Verlof tot afwesigheid word verleen aan rdl C Fortuin en die Direkteur: Beskermingsdienste.

3. AFVAARDIGINGS/VERKLARINGS EN MEDEDELINGS/VOORLEGGINGS

3.1 GEBRUIK VAN SELFONE TYDENS RAADSVERGADERINGS

Die Speaker/...



MINUTES OF AN ORDINARY COUNCIL MEETING OF THE SWARTLAND MUNICIPALITY HELD IN THE COUNCIL CHAMBER, MALMESBURY ON TUESDAY, 31 MARCH 2026 AT 09:00

PRESENT:

Speaker, ald M A Rangasamy
Executive Mayor, ald J H Cleophas
Executive Deputy Mayor, ald J M de Beer

COUNCILLORS:

Bess, D G (DA)	Penxa, B J (ANC)
Booyesen, A M (FF+)	Pieters, C (ANC)
Gaika, M F (EFF)	Pypers, D C (DA)
Jooste, R J (DA)	Smit, N (DA)
Le Minnie I S (DA)	Soldaka, P E (ANC)
Nel, M (DA)	Van Essen, T (DA)
Ngozi, M (ANC)	Vermeulen, G (FF+)
O'Kennedy, E C (DA)	Warnick, A K (DA)
Papier, J R (GOOD)	Williams, A M (DA)

Officials:

Municipal Manager, Mr J J Scholtz
Director: Financial Services, Mr M A Bolton
Director: Civil Engineering Services, Mr L D Zikmann
Director: Electrical Engineering Services, Mr T J Möller
Director: Corporate Services, Ms M S Terblanche
Director: Development Services, Ms J S Krieger
Manager: Traffic and Law Enforcement Services, Mr R Steyn
Manager: Secretariat and Records, Ms N Brand

1. OPENING

The Speaker welcomed the Executive Mayor, councillors, aldermen, officials and members of the public.

The Director: Development Services opened the meeting with scripture reading and prayer at the invitation of the Speaker.

The Speaker conveyed his congratulations to councillors who have recently celebrated their birthdays.

The Speaker expressed his condolences to officials and others who have lost loved ones, especially to Mr A Duda, a former councillor, who lost his son in an accident. The Speaker thanked cllr Ngozi for his assistance during the accident.

2. APOLOGIES

Apologies are accepted and leave of absence granted to cllr C Fortuin, and the Director: Protection Services.

3. STATEMENTS / COMMUNICATIONS / PRESENTATIONS

3.1 USE OF MOBILE PHONES DURING COUNCIL MEETINGS

The speaker/...

Die Speaker verwys na die dokument wat aan elke raadslid uitgedeel is wat dien as uittreksel uit die Swartland Munisipaliteit: Verordening insake die Hou van Vergaderings, PK 8648 gedateer 19 Augustus 2022 –

Paragraaf 27(7): Die gebruik van selfone gedurende vergaderings word verbied. Selfone moet afgeskakel wees tydens vergaderings tensy vooraf reëlings getref is met die Speaker. Boetes mag opgelê word vir veronagsaming van hierdie artikel en moet genotuleer word.

’n Bespreking volg insake die motivering/redes vir voormelde ordereëls en noem die Speaker dat dit hersien kan word wanneer die nuwe Raad ingestel word.

VIR KENNISNAME

3.2 SERTIFIKAAT VAN VERDIENSTELIKHEID: MNR G E (DIHNO) WHITE

Rdl G E White se lidmaatskap van die Patriotic Alliance (PA) is op 26 Maart 2026 beëindig.

Die Speaker versoek die Uitvoerende Burgemeester om ’n Sertifikaat van Verdienstelikheid te oorhandig aan mnr Dihno White as erkenning van sy werksaamhede as wyksraadslid van Wyk 11.

Die Munisipale Bestuurder noem dat ’n kennisgewing ontvang is dat die tussenverkiesing in Wyk 11 gehou sal word op Woensdag, 11 Junie 2026 en gee die volgende datums deur:

- 18 en 19 April : Registrasienaweek
- 30 Mei : Opleiding van personeel
- 4 Junie : Opleiding van agente van politieke partye
- 9 Junie : Spesiale stemme
- 11 Junie : Tussenverkiesing

Die Munisipale Bestuurder sal ’n alternatiewe datum oorweeg vir die Portefeuljekomitees wat geskeduleer was vir Woensdag, 11 Junie 2026, met in ag neming van die versoek vanaf die ANC dat die vergadering nie plaasvind op die dag na die tussenverkiesing nie.

VIR KENNISNAME

4. NOTULES VIR BEKRAGTIGING

4.1 NOTULE VAN ’N GEWONE RAADSVERGADERING GEHOU OP 29 JANUARIE 2026

BESLUIT

(op voorstel van rdl I S le Minnie, gesecondeer deur rdd J M de Beer)

Dat die notule van ’n Gewone Raadsvergadering gehou op 29 Januarie 2026 goedgekeur en deur die Speaker onderteken word.

4.2 NOTULE VAN ’N SPESIALE RAADSVERGADERING GE 27 FEBRUARIE 2026

BESLUIT

(op voorstel van rdl E C O’Kennedy, gesecondeer deur rdl D G Bess)

Dat die notule van ’n Spesiale Raadsvergadering gehou op 27 Februarie 2026 goedgekeur en deur die Speaker onderteken word.

5. VERSLAGDOENING INSAKE GEDELEGEERDE BESLUITNEMING DEUR DIE UITVOERENDE BURGEMEESTER

BESLUIT

Dat kennis geneem word van die Uitvoerende Burgemeester se besluite ingevolge gedelegeerde bevoegdheid, soos vervat in die onderstaande notules:

5.1 NOTULE VAN ’N GEWONE VERGADERING VAN DIE UITVOERENDE BURGEMEESTERSKOMITEE GEHOU OP 9 DESEMBER 2025

5.2 NOTULE VAN ’N GEWONE VERGADERING VAN DIE UITVOERENDE BURGEMEESTERSKOMITEE GEHOU OP 21 JANUARIE 2026

The speaker referred to the document distributed to each councillor, which serves as an extract from the Swartland Municipality: By-law in regard to the Holding of Meetings, PK 8648 dated 19 August 2022 –

Paragraph 27(7): The use of mobile phones during meetings is prohibited. Mobile phones must be switched off during meetings, unless prior arrangements have been made with the Speaker. Fines may be imposed for disregard of this section and must be minuted.

A discussion ensues with regard to the motivation/reasons for the aforesaid rules of order and the Speaker mentioned that it may be reviewed when the new Council is established.

FOR INFORMATION

3.2 CERTIFICATE OF MERIT: MR G E (DIHNO) WHITE

Cllr G E White's membership in the Patriotic Alliance (PA) ended on 26 March 2026.

The Speaker requested the Executive Mayor to present Mr Dihno White with a Certificate of Merit in recognition of his activities as a ward councillor of Ward 11.

The Municipal Manager mentioned that a notice has been received that the by-election in Ward 11 will be held on Wednesday, 11 June 2026 and gave the following dates:

- 18 and 19	:	Registration Weekend
- 30 May	:	Training of staff
- 4 June	:	Training of agents of political parties
- 9 June	:	Special votes
- 11 June	:	By-election

The Municipal Manager will consider an alternative date for the Portfolio Committees scheduled for Wednesday, 11 June 2026, taking into account the request from the ANC that the meeting not take place on the day after the by-election.

FOR INFORMATION

4. MINUTES FOR RATIFICATION

4.1 MINUTES OF AN ORDINARY COUNCIL MEETING HELD ON 29 JANUARY 2026

RESOLUTION

(proposed by cllr I S le Minnie, seconded by ald J M de Beer)

That the minutes of an Ordinary Council meeting held on 29 January 2026 be approved and signed by the Speaker.

4.2 MINUTES OF A SPECIAL BOARD MEETING DATED 27 FEBRUARY 2026

RESOLUTION

(proposed by cllr E C O'Kennedy, seconded by cllr D G Bess)

That the minutes of a Special Council meeting held on 27 February 2026 be approved and signed by the Speaker.

5. FEEDBACK ON RESOLUTIONS TAKEN BY THE EXECUTIVE MAYOR IN TERMS OF DELEGATED AUTHORITY

RESOLUTION

That notice be taken of the Executive Mayor's decisions in terms of delegated powers as contained in the minutes below:

5.1 MINUTES OF AN ORDINARY EXECUTIVE MAYORAL COMMITTEE MEETING HELD ON 9 DECEMBER 2025

5.2 MINUTES OF AN ORDINARY EXECUTIVE MAYORAL COMMITTEE MEETING HELD ON 21 JANUARY 2026

5.3 NOTULE VAN 'N GEWONE VERGADERING VAN DIE UITVOERENDE BURGEMEESTERSKOMITEE HOU OP 18 FEBRUARIE 2026
saamgelees met

NOTULES VAN PORTEFEULJESKOMITEEVERGADERINGS GEHOU OP 11 FEBRUARIE 2026

6. VERSLAGDOENING INSAKE GEDELEGEERDE BESLUITNEMING DEUR DIE MUNISIPALE BESTUURDER

BESLUIT

Dat kennis geneem word van die Munisipale Bestuurder se besluite ingevolge gedelegeerde bevoegdheid, soos vervat in die onderstaande notules:

- 6.1 NOTULE VAN 'N VERGADERING VAN DIE BODBEOORDELINGSKOMITEE GEHOU OP 26 NOVEMBER 2025**
- 6.2 NOTULE VAN 'N VERGADERING VAN DIE BODBEOORDELINGSKOMITEE GEHOU OP 29 JANUARIE 2026**
- 6.3 NOTULE VAN 'N VERGADERING VAN DIE BODBEOORDELINGSKOMITEE GEHOU OP 18 FEBRUARIE 2026**
- 6.4 NOTULE VAN 'N VERGADERING VAN DIE BODBEOORDELINGSKOMITEE GEHOU OP 24 FEBRUARIE 2026**

7. SAKE VOORTSPRUITEND UIT DIE NOTULES

Geen.

8. SAKE VIR BESPREKING

8.1 AANVAARDING VAN OORSIGVERSLAG OP 2024/2025 JAARVERSLAG (7/1/1/1)

Die konsep Jaarverslag vir die 2024/2025 finansiële jaar is ingevolge artikel 127 van die Wet op Munisipale Finansiële Bestuur, 2003 op 29 Januarie 2026 aan die Raad voorgelê, waarna die jaarverslag vir kommentaar deur die publiek en betrokke staatsorgane ter insae beskikbaar gestel is.

Die Munisipale Publieke Verantwoordbaarheidskomitee (MPAC), onder voorsitterskap van rdl E C O'Kennedy, het op 5 Maart 2026 vergader om die kommentaar ontvang op die konsep jaarverslag te oorweeg vir die opstel van die 2024/2025 Oorsigverslag.

Die 2024/2025 Oorsigverslag, ter aanvaarding van die finale 2024/2025 Jaarverslag word deur die Speaker tot stemming gebring en beslis (in die afwesigheid van een raadslid) met 15 stemme ten gunste van die aanvaarding van die verslag en ses raadslede wat buite stemming bly.

BESLUIT

(op voorstel van rdl E C O'Kennedy, gesekondeer deur rdl I S le Minnie)

- (a) Dat die Raad, gegewe hy die 2024/2025 Jaarverslag van Munisipaliteit Swartland oorweeg het, die Oorsigverslag aanvaar in terme van artikel 129 van die Wet op Munisipale Finansiële Bestuur (MFMA);
- (b) Dat die 2024/2025 Jaarverslag van Munisipaliteit Swartland goedgekeur word sonder voorbehoud, in terme van artikel 129 van die MFMA;
- (c) Dat die notules van vergaderings waar die Jaarverslag bespreek is in die teenwoordigheid van die rekenpligtige beampte (Munisipale Bestuurder), aan die Ouditeur-Generaal, die Provinsiale Tesourie en die Wes-Kaapse Departement van Plaaslike Regering voorgelê word as aanhangsels tot die Oorsigverslag, in terme van artikel 129(2) van die MFMA;
- (d) Dat die 2024/2025 Oorsigverslag van Munisipaliteit Swartland openbaar gemaak word in terme van artikel 129(3) van die MFMA en aan die Wes-Kaapse Wetgewer voorgelê word in terme van artikel 132(2) van die MFMA;
- (e)/...

5.3 MINUTES OF AN ORDINARY EXECUTIVE MAYORAL COMMITTEE HELD ON 18 FEBRUARY 2026

read with

MINUTES OF THE PORTFOLIO COMMITTEE MEETING HELD ON 11 FEBRUARY 2026

6. FEEDBACK ON RESOLUTIONS TAKEN BY THE MUNICIPAL MANAGER IN TERMS OF DELEGATED AUTHORITY

RESOLUTION

That notice be taken of the Municipal Manager's decisions in terms of delegated powers, as contained in the minutes below:

6.1 MINUTES OF A BID ADJUDICATION COMMITTEE MEETING HELD ON 26 NOVEMBER 2025

6.2 MINUTES OF A BID ADJUDICATION COMMITTEE MEETING HELD ON 29 JANUARY 2026

6.3 MINUTES OF A BID ADJUDICATION COMMITTEE MEETING HELD ON 18 FEBRUARY 2026

6.4 MINUTES OF A BID ADJUDICATION COMMITTEE MEETING HELD ON 24 FEBRUARY 2026

7. MATTERS ARISING FROM THE MINUTES

None.

8. MATTERS FOR DISCUSSION

8.1 ADOPTION OF OVERVIEW REPORT ON 2024/2025 ANNUAL REPORT (7/1/1/1)

The draft Annual Report for the 2024/2025 financial year was presented to Council in terms of section 127 of the Municipal Finance Management Act, 2003 on 29 January 2026, after which the annual report was made available for comment by the public and relevant organs of state.

The Municipal Public Accountability Committee (MPAC), chaired by cllr E C O'Kennedy, held a meeting on 5 March 2026 to consider the comments received on the draft annual report, in preparation of the 2024/2025 Overview Report.

The 2024/2025 Overview Report, accepting the final 2024/2025 Annual Report is put to a vote by the Speaker and (in the absence of one councillor) with 15 votes in favour of adopting the report and six councillors abstaining, and decides in favour thereof.

RESOLUTION

(proposed by cllr E C O'Kennedy, seconded by cllr I S le Minnie)

- (a) That Council, having considered the 2024/2025 Annual Report of Swartland Municipality, adopts the Oversight Report in terms of section 129 of the Municipal Finance Management Act;
- (b) That the 2024/2025 Annual Report of Swartland Municipality be approved without reservations, in terms of section 129 of the MFMA;
- (c) That the minutes of the meetings where the Annual Report was discussed, in the presence of the accounting officer (Municipal Manager) be submitted to the Auditor-General, the Provincial Treasury and the Western Cape Department for Local Government as attached to the Oversight Report, in terms of section 129(2) of the MFMA;
- (d) That the 2024/2025 Oversight Report of Swartland Municipality be made public in terms of Section 129(3) of the MFMA and be submitted to the Western Cape Legislature in terms of Section 132(2) of the MFMA;
- (e)/...

8.1/...

- (e) Dat, met die aanvaarding van die Oorsigverslag, die betaling van prestasiebonusse aan die Munisipale Bestuurder en Direkteure ingevolge paragraaf 3.1.2 van die Oorsigverslag deur die Raad goedgekeur word.

8.2 2026 GEÏNTEGREERDE ONTWIKKELINGSPLAN (GOP) (2/1/4/4/1)

Die Geïntegreerde Ontwikkelingsplan (GOP) is die Munisipaliteit se hoof strategiese plan wat handel met die mees kritieke ontwikkelingsbehoefes van die munisipale area (eksterne fokus) sowel as die mees kritieke bestuursbehoefes van die organisasie (interne fokus).

Die verslag tot die sakelys bevat die wetgewende vereistes vir die wysiging van die GOP, onder andere dat die tertafellegging van die jaarlikse begroting, vergesel moet wees van, onder andere, enige voorgestelde wysigings aan die GOP na die jaarlikse hersiening daarvan ingevolge Artikel 34 van die Munisipale Stelselwet.

Die Speaker gee geleentheid vir raadslede om insette te lewer op die GOP, en word die volgende uitgelig:

- (1) Rdl A K Warnick – die bevolkingsyfers in die GOP en Areaplanne is verouderd en kan beplanning van grootmaat infrastruktuur/dienste nie gebaseer word op onakkurate statistieke nie. Daar word versoek dat 'n metode deur die Munisipaliteit oorweeg word om akkurate sensus statistieke te bekom.
- (2) Rdl B J Penxa – ondersteun versoek van rdl A K Warnick om sensus te laat doen, aangesien daar baie nuwe intrekkers tot die gebied is en 'n bekommernis bestaan oor 'n toename in misdaad.
Rdl Penxa spreek sy kommer uit, met verwysing na die De Hoop-behuisingsprojek, dat daar 'n afname in kwaliteit/standaard/verskillende spesifikasies is in die fase wat nou gebou word teenoor die 1ste fase. Rdl Penxa noem dat voormelde, onder andere, op skrif aan die administrasie deurgegee sal word, aangesien die kommer bestaan dat ASLA nie die tendervoorwaardes nakom nie.
- (3) Rdl P E Soldaka noem dat die sosiale verantwoordbaarheid van tenderaars/beleggers/kontraakteurs om 'n bydrae te lewer tot gemeenskapsprojekte in die Munisipaliteit nie in die GOP/Areaplanne weerspieël word nie. Rdl Soldaka versoek dat daar gerapporteer word op die bydraes insake sosiale verantwoordbaarheid. Rdl Penxa noem dat daar 'n speelplek in Alfastraat is wat dringende opgradering van speelapparaat benodig en dat die tenderaar wat aangestel is vir die elektrisiteitsvoorsiening aan De Hoop moontlik 'n bydrae tot die projek kan lewer.

Die Munisipale Bestuurder bevestig dat die versoeke van raadslede oorweeg sal word en noem, onder andere, dat daar reeds by die Wes-Kaapse Regering om befondsing aansoek gedoen is vir 'n sensusopname om die nuutste bevolkingsyfers te bekom. Die Munisipale Bestuurder noem verder dat dit belangrik is om projekte uit die GOP/Areaplanne te identifiseer vir sosiale verantwoordbaarheidsbydraes om sodoende die Munisipaliteit en raadslede te beskerm. Wanneer daar egter 'n dringende behoefte ontstaan en nie in voormelde vervat is nie, dit met die wyksraadslid opgeneem moet word.

Die Speaker bring die aangeleentheid tot stemming en word beslis (in die afwesigheid van een raadslid) met 17 raadslede ten gunste van die konsep 2026 GOP vir doeleindes van publieke deelname en die res van die raadslede wat buite stemming bly.

BESLUIT

(op voorstel van rdl A K Warnick, gesekondeer deur rdl G Vermeulen)

- (a) Dat die Raad kennis neem van die wysiging van die Geïntegreerde Ontwikkelingsplan (GOP) asook die hersiening van die areaplanne wat ter tafel gelê is in terme van artikel 17(3) van die MFMA;
- (b) Dat, alhoewel die Raad nie MFMA Omsendskrywe 88 goedkeur nie, Swartland Munisipaliteit deel sal neem aan die 2026/2027 DCoG loodsprojek ten opsigte van die indikatore wat deel vorm van die loodsprojek;
- (c) Dat die DCoG indikatore nie in die bestaande indikator tabelle in die GOP geïnkorporeer word nie, maar ingesluit word as 'n aanhangsel tot die GOP;
- (d) Dat 'n verdere konsultasie- en verfyningsproses gedurende April 2026 gevolg sal word.

8.1/...

- (e) That, in acceptance of the Oversight Report, the payment of performance bonuses to the Municipal Manager and Directors be approved by Council as per paragraph 3.1.2 of the Oversight Report.

8.2 2026 INTEGRATED DEVELOPMENT PLAN (IDP) (2/1/4/4/1)

The Integrated Development Plan (IDP) is the Municipality's main strategic plan that deals with the most critical development needs of the municipal area (external focus) as well as the most critical management needs of the organisation (internal focus).

The report to the agenda includes the legislative requirements for amending the IDP, *inter alia*, that the presentation of the annual budget must be accompanied by, *inter alia*, any proposed amendments to the IDP after the annual review thereof, in terms of Section 34 of the Municipal Systems Act.

The Speaker gave councillors the opportunity to provide input on the IDP, and the following is highlighted:

- (1) Cllr A K Warnick – the population figures in the IDP and Area Plans are outdated and planning of bulk infrastructure/services cannot be based on inaccurate statistics. It is requested that a method be considered by the Municipality to obtain accurate census statistics.
- (2) Cllr B J Penxa – supported the request from cllr A K Warnick to undertake a census, as there are many new settlers in the area and there is a concern about an increase in crime.
Cllr Penxa expressed his concern with reference to the De Hoop housing project, in that there is a decrease in quality/standard/different specifications in the phase that is now being built, versus the 1st phase. Cllr Penxa mentions that, *inter alia*, the aforementioned will be passed on in writing to the administration, as there is concern that ASLA is not complying with the tender conditions.
- (3) Cllr P E Soldaka mentioned that the social accountability of tenderers/investors/contractors to contribute to community projects in the Municipality is not reflected in the IDP/Area Plans. Cllr Soldaka requests that the contributions be reported on in terms of social responsibility. Cllr Penxa mentions that there is a playground in Alfa Street that urgently needs an upgrade of playground equipment and that the tenderer appointed for the electricity supply to De Hoop may possibly be able to contribute to the project.

The Municipal Manager confirmed that the requests from councillors will be considered, and mentioned, *inter alia*, that funding has already been applied for from the Western Cape Government for a census survey to obtain the latest population figures. The Municipal Manager further mentioned that it is important to identify projects from the IDP/Area Plans for social accountability contributions in order to protect the Municipality and councillors. However, when an urgent need arises and is not contained in the aforementioned, it must be taken up with the ward councillor.

The Speaker puts the matter to a vote and (in the absence of one councillor) with 17 councillors in favour of the 2026 IDP draft for purposes of public participation, and the rest of the councillors abstaining, it is decided in favour thereof.

RESOLUTION

(proposed by cllr A K Warnick, seconded by cllr G Vermeulen)

- (a) That the Council take cognisance of the amendment of the Integrated Development Plan (IDP) as well as the revision of the area plans tabled in terms of section 17(3) of the MFMA;
- (b) That, although the Council has not adopted MFMA Circular 88, Swartland Municipality will take part in the 2026/2027 DCoG pilot project in respect of the indicators that form part of the pilot project;
- (c) That the DCoG indicators not be incorporated in the existing performance indicator tables in the IDP, but included as an annexure to the IDP;
- (d) That a further consultation and refinement process be followed during April 2026.

8.3 TERTAFELLEGGING VAN DIE KONSEP MEERJARIGE KAPITAAL- EN BEDRYFS-BEGROTINGS, GEWYSIGDE BEGROTING- EN VERWANTE BELEIDE, EIENDOMSBELASTING, TARIEWE EN ANDER HEFFINGS VIR 2026/2027, 2027/2028 EN 2028/2029 VIR DOELEINDES VAN DIE PUBLIEKE DEELNAME PROSES (5/1/1/1, 5/1/1/2 – 2026.27, 5/1/4)

Die konsep Kapitaal- en Bedryfsbegrotings vir die 2026/2027, 2027/2028 en 2028/2029 finansiële jare word ingevolge Artikel 16(2) van die Wet op Plaaslike Regering: Munisipale Finansiële Bestuur (Wet 56 van 2003) (MFMA) ter tafel gelê, soos oorweeg tydens die vergadering van die Uitvoerende Burgemeesterskomitee gehou op 24 Maart 2026.

Die Speaker gee geleentheid aan raadslede om insette op die konsep begroting te lewer en noem –

Rdh T van Essen dat hy (i) nie die 11.44% verhoging van elektrisiteitstariewe ondersteun nie, aangesien die res van munisipaliteite 'n verhoging van slegs 9.02% voorstel; (ii) nie saamstem met die prioriteitsorde van projekte vir die opgradering van die Swartland Watersuiweringswerke nie; (iii) voorstel dat die vervanging van toerusting vir die opruiming van onwettige vullisstorting en aankoop van nuwe toerusting bespoedig moet word om toe te sien dat dorpe in die Swartland skoon bly.

Die Uitvoerende Burgemeester bedank die Direkteur: Finansiële Dienste en betrokke amptenare vir die tyd en moeite wat ingesit is met die opstel van die begroting. Die Uitvoerende Burgemeester wys op die voertuie wat op die begroting geplaas is om dienslewering ten opsigte van vullisverwydering, wetstoepassing en brandweerdienste te bevorder.

Die Uitvoerende Burgemeester wys verder daarop dat die voorgestelde verhoging in die elektrisiteitstarief van 11.44% onderhewig is aan die vereiste NERSA-prosesse, en doen 'n beroep op die administrasie om oorweging daaraan te verleen om die tarief met die voorlegging van die 30-dae begroting in Mei 2026 na 9.01% te verlaag.

Die Uitvoerende Burgemeester, met verwysing na onlangse gesprekke met die plaaslike Sakekamers en die beginsel van "koop plaaslik", versoek dat die 80/20-beginsel in terme van die Voorkeurverkrygingsbeleid gewysig word. Die Munisipaliteit het 'n verantwoordelikheid teenoor besighede binne die munisipale gebied om 'n bemagtigende en ondersteunende ekonomiese omgewing te skep.

Die Uitvoerende Burgemeester stel dus voor, met erkenning dat 10 punte ingevolge wetgewing aan BBBEE toegeken word, die oorblywende 10 punte ten opsigte van lokaliteit as volg toegeken word vir implementering met ingang van 1 April 2026:

- 8 punte vir lokaliteit binne die grense van Swartland Munisipaliteit;
- 2 punte vir lokaliteit binne die grense van die Wes-Kaap.

Die aanbevelings is deur die Uitvoerende Burgemeesterskomitee gehou op 24 Maart 2026 oorweeg vir tertafellegging van die 2026/27 tot 2028/29 konsep MTREF aan die Raad op 31 Maart 2026, vir doeleindes om effek te gee aan die publieke deelname proses. Die finale goedkeuring van die 2026/27 tot 2028/29 MTREF sal op 28 Mei 2026 plaasvind.

Die Speaker bring die aangeleentheid tot stemming en word beslis met 15 stemme ten gunste van die tertafellegging van die konsep meerjarige kapitaal- en bedryfsbegrotings en verwante aangeleenthede vir doeleindes van publieke deelname en die res van die raadslede wat buite stemming bly.

BESLUIT [Nota: Vir die volledigheid en implementering van die besluit sal daar op die Engelse weergawe staat gemaak word.]

(op voorstel van rdh J H Cleophas, gesekondeer deur rdl N Smit)

- (a) Dat die Direkteur: Siviele Ingenieursdienste opdrag gegee word om die Koste van Voorsiening studie wat vir Water- en Sanitasie gedoen moet word, uit te brei om Vullisverwyderingsdienste in te sluit;
- (b) Dat kennis geneem word dat, gebaseer op die jongste riglyne vanaf NT, die kapitaaluitgawe vir die opgradering van die elektrisiteitsvoorsiening wat verband hou met die Eskom-gedeelte van die toevoer na die De Hoop-substasie, nou as 'n bedryfsuitgawe beskou word en die toelae-finansiering as 'n konstruksie-kontrak-inkomste. Die substasie projek sal, gebaseer op kommunikasie wat op 11 Maart 2026 vanaf die DEE ontvang is, gedeeltelik deur INEP (R14 278 000) befonds word wat 'n tekort te

8.3 **TABLING OF THE DRAFT MULTI YEAR CAPITAL AND OPERATING BUDGETS, AMENDED BUDGETS AND RELATED POLICIES, PROPERTY RATES, TARIFFS AND OTHER CHARGES FOR 2025/2026, 2026/2027 AND 2027/2028 FOR SPECIFIC PURPOSES OF GIVING EFFECT TO PUBLIC PARTICIPATION (5/1/1/1, 5/1/1/2, 5/1/4 – 2025.26)**

The draft Capital and Operating Budgets for the 2026/2027, 2027/2028 and 2028/2029 financial years are presented in terms of Section 16(2) of the Local Government: Municipal Finance Management Act (Act 56 of 2003) (MFMA), as considered at the Executive Mayoral Committee Meeting held on 24 March 2026.

The Speaker gave the councillors an opportunity to provide input on the draft budget, and mentioned –

Ald T van Essen (i) does not support the 11.44% increase in electricity tariffs, as the rest of municipalities are proposing an increase of only 9.02%; (ii) disagrees with the order of priority of projects for the upgrading of the Swartland Water Purification Works; (iii) proposes that the replacement of equipment for the clean-up of illegal waste dumping and the purchase of new equipment should be expedited to ensure that towns in the Swartland remain clean.

The Executive Mayor thanked the Director: Financial Services and relevant officials for the time and effort they put into drafting the budget. The Executive Mayor referred to the vehicles that have been placed on the budget to promote service delivery in terms of refuse removal, law enforcement and fire services.

The Executive Mayor further pointed out that the proposed increase in the electricity tariff of 11.44% is subject to the required NERSA processes, and urged the administration to give consideration to reducing the tariff to 9.01% with the presentation of the 30-day budget in May 2026.

The Executive Mayor, cited recent discussions with the local Chambers of Commerce and the principle of "buy local", requests that the 80/20 principle be amended in terms of the Preferential Procurement Policy. The Municipality has a responsibility towards businesses within the municipal area to create an enabling and supportive economic environment.

The Executive Mayor therefore proposed, acknowledging that 10 points in terms of legislation are allocated to BBBEE, and the remaining 10 points in respect of locality be allocated as follows for implementation with effect from 1 April 2026:

- 8 points for locality within the boundaries of Swartland Municipality;
- 2 points for locality within the boundaries of the Western Cape.

The recommendations were considered by the Executive Mayoral Committee on 24 March 2026 for presentation to Council on 31 March 2026 of the 2026/27 to 2028/29 draft MTREF, for purposes of giving effect to the public participation process. The final approval of the 2026/27 to 2028/29 MTREF will take place on 28 May 2026.

The Speaker puts the matter to a vote and with 15 votes in favour of the draft multi-year capital and operating budgets and related matters for purposes of public participation, and the rest of the councillors abstaining, it is decided in favour of the aforementioned.

RESOLUTION [*Note: For completeness and implementation of the decision, the English version will be relied upon*]

(proposed by ald J H Cleophas, seconded by cllr N Smit)

- (a) That the Director: Civil Engineering Services expand the Cost of Supply Studies for Water and Sanitations Services, to include Solid Waste Services;
- (b) Council to note that based on the latest guidance from NT, the capital expenditure to upgrade the electricity supply pertaining to Eskom's portion of the feed to the De Hoop substation, is now regarded as operational expenditure and the grant funding as Construction Contract Revenue. Based on the communication received from the DEE on the 11th of March, the substation project will be partially funded by INEP (R14 278 000) leaving a shortfall of R44 672 748 to be funded by council; with the resultant effect of the electricity service being rendered at a shortfall of around R15m for the 2026-2027 financial year as council does not want to burden the public with these additional cash outflows;

8.3/(b)...

weeg bring van R44 672 748 wat deur die Raad gefinansier moet word, wat meebring dat die elektrisiteitsdiens teen 'n verlies van ±R15 miljoen vir die 2026/2027 finansiële jaar gelewer word, aangesien die Raad nie die publiek met hierdie addisionele kontant-uitvloei wil belas nie;

- (c) Dat die Raad goedkeuring verleen vir oorbruggingsfinansiering ten bedrae van R15 505 200 vir sekere elektriese infrastruktuur kapitaalprojekte (**De Hoop R3 685 200, Moorreesburg R6 660 000 en Darling R5 160 000**), befonds deur die CRR, weens die tydsberekening van die INEP-toelae wat mag verskil van die Munisipaliteit se finansiële jaar in die konteks van goedkeuring van befonding deur die Departement en implementering van projekte in die munisipale konteks;
- (d) Dat die Raad kennis neem dat die koste soos beoog deur Artikel 19 (2)(a)(b) verkry is na konsultasie met die onderskeie direkteur(e) wie die koste bevestig het soos per (**Annexure A: 2026/2027 – 2028/2029 Draft Budget and Tariff File**) en oorweeg dieselfde;
- (e) Dat die Raad voor die goedkeuring van die konsep kapitaal projekte bo R 50 miljoen soos gelys in (**Annexure B: 2026/2027 – 2030/2031 Capital Projects ito Sec 19**), eers die geprojekteerde koste wat alle finansiële jare dek totdat die projek in werking is; en die toekomstige bedryfskoste en inkomste op die projek, met inbegrip van belasting- en tarief-implikasies oorweeg;
- (f) Dat die Raad en publiek kennis neem dat die beplanning vir drie (3) groter infrastruktuurprojekte oor die nuwe MTREF, soos hieronder gelys, nie die beplande kontantvloei sal verminder totdat daar werklike spandering in jaar 3 van die MTREF en daarna plaasvind nie. Die kontantvloei-begrotingskedules toon dat die kontantsaldo's toeneem, terwyl dit nog nie beduidende kontantuitvloei ten opsigte van die projekte weerspieël nie, gegewe die beperkings in die formules van die NT-begrotingskedules, in vergelyking met die vereiste wat op munisipaliteite geplaas word deur die LTFP en CEF om inkomste modellering oor 'n 5-10-jaar tydperk te doen;
 - (1) Swartland Watersuiweringswerke wat die OPGRADERING van die suiweringswerke by die VOëLVLEIDAM behels – Hierdie projek sal die behandelingsskapasiteit van die Swartland Watersuiweringswerke verhoog vanaf 27ml per dag tot 40ml per dag om aan die bestaande piek- en toekomstige wateraanvraag te voldoen. Uitklaring rakende die omvang van die projek, detail ontwerp en omgewingsmagtiging sal gedurende die 2026/2027 en 2027/2028 finansiële jare afgehandel word waarna die konstruksiefase sal volg vir 'n beraamde periode van 36 maande. Die beraamde koste vir die projek beloop R250 miljoen;
 - (2) Swartland Watersuiweringswerke en die Kasteelberg Reservoirs – Die projek behels die opgradering van die grootmaat waterpyplyn tussen die Swartland Watersuiweringswerke en die Kasteelberg Reservoirs. Die kapasiteit van voorsiening van die bestaande pyplyn moet uitgebrei word om in die verhoogde piek- en toekomstige wateraanvraag te voorsien. Dit is die voorneme om 'n nuwe pyplyn langsaan die bestaande pyplyn aan te lê. Uitklaring rakende die omvang van die projek, identifisering van die roete van die pyplyn, onderhandelinge met grondeienaars, omgewingsmagtiging en gedetailleerde ontwerp sal gedurende die 2026/2027 en 2027/2028 finansiële jare gefinaliseer word, waarna die konstruksiefase sal volg vir 'n beraamde tydperk van 24 maande. Die beraamde koste vir die projek beloop R200 miljoen.
 - (3) Darling Riolsuiweringswerke – Hierdie projek sal die behandelingskapasiteit van die Darling Riolsuiwerings-werke verhoog vanaf 1.9ml per dag na 4.0ml per dag. Dit gebeur dikwels dat dié werke oorlaai word en die behandelingskapasiteit oorskry word. Die opgradering is dus nodig om aan die toekomstige aanvraag te voldoen. Die omvang van die projek, detail ontwerp en omgewingsmagtiging sal gedurende die 2026/2027 en 2027/2028 finansiële jare afgehandel word, waarna die konstruksiefase sal volg vir 'n beraamde tydperk van 36 maande. Die beraamde koste vir die projek beloop R91.5 miljoen.
- (g) Dat die Raad dit toepaslik geag het om die totale konsep kapitaalprogram te oorweeg, uitgesluit die 6 projekte bo R 50 miljoen soos gelys in (**Annexure B: 2026/2027 – 2030/2031 Capital Projects ito Sec 19**) aangesien die voorgenoemde kapitaalprogram se operasionele koste, insluitend die toekomstige koste wat gedek

8.3/...

- (c) Council to approve an amount of R15 505 200 in bridging finance for certain electrical infrastructure capital projects (**De Hoop R3 685 200, Moorreesburg R6 660 000 and Darling R5 160 000**), funded by CRR due to the timing of the Integrated National Electrification Programme (INEP) grant that may differ from the municipality's financial year in the context of funding approval requirements by the Department and when the projects had to be implemented in the municipal context;
- (d) That council takes note that the costs as envisaged by Section 19 (2)(a)(b) were derived after consultation with the respective director(s) who has confirmed the costs as per (**Annexure A: 2026/2027 – 2028/2029 Draft Budget and Tariff File**) and consider same;
- (e) That council prior to approving the draft capital projects above R 50 million as listed in (**Annexure B: 2026/2027 – 2030/2031 Capital Projects ito Sec 19**), first consider the projected cost covering all financial years until the project is operational and the future operational costs and revenue on the project, including municipal tax and tariff implications;
- (f) That council and the public take note that the planning of the 3 larger infrastructure projects over the new MTREF as listed below, will not reduce the planned cash flows until real spending starts in year 3 of the MTREF and beyond. The cashflow budget schedules reflects the cash balances increasing, whilst it doesn't reflect the impact of material cash outflows for these projects yet, given the limitations in the NT-Schedule formulas, compared to the requirement placed on the municipality by the LTFP and CEF to model the revenue requirement over a 5-10-year horizon;
 - (1) Swartland Water Treatment Works involving UPGRADES to the treatment works situated at the @ VOELVLEI DAM - This project will increase the treatment capacity of the Swartland Water Treatment Works from 27ml/d to 40ml/d in order to meet peak current and future water demand. Scope clarification, detail design and environmental authorisation will be concluded during the 2026/2027 and 2027/2028 financial years upon which the construction phase will follow for an estimated period of 36 months. The estimated cost of the project is R250 million;
 - (2) Swartland Water Treatment Works and the Kasteelberg Reservoirs - This project entails the upgrading of the bulk water supply pipe between the Swartland Water Treatment Works and the Kasteelberg Reservoirs. The supply capacity of the existing pipe must be increased to meet existing peak and future water demand. It is envisaged to install a new pipe alongside the existing pipe. Scope clarification, route identification, negotiations with land owners, environmental authorisation and detail design will be concluded during the 2026/2027 and 2027/2028 financial years upon which the construction phase will follow for an estimated period of 24 months. The estimated cost of the project is R200 million;
 - (3) Darling Waste Water Treatment Works - This project will increase the treatment capacity of the Darling Waste Water Treatment Works from 1.9ml/d to 4.0ml/d. Loads imposed on the works frequently exceeds its treatment capacity and the upgrade is therefore required to meet increased in future demand. Scope clarification, detail design and environmental authorisation will be concluded during the 2026/2027 and 2027/2028 financial years upon which the construction phase will follow for an estimated period of 36 months. The estimated cost of the project is R91.5 million.
- (g) That council deemed it appropriate to consider the entire draft capital program excluding the 6 projects above R 50 million, listed in (**Annexure B: 2026/2027 – 2030/2031 Capital Projects ito Sec 19**) as the aforementioned capital program's operational cost, inclusive of future costs will be covered either by the rates regime and/or the normal cost centres linked to those services, found in the operational budget;

(h)/...

8.3/(g)...

sal word deur óf belasting en/of die normale kostesentrums gekoppel aan daardie dienste soos in die bedryfsbegroting;

- (h) Dat die Raad die befondsingsbronne oorweeg wat verband hou met die raad se konsep kapitaalprogram en daarop let dat die befondsingsbronne beskikbaar is en nie vir ander doeleindes geormerk is nie;

FINANCING SOURCES	DRAFT BUDGET 2026/27	DRAFT BUDGET 2027/28	DRAFT BUDGET 2028/29
Capital Replacement Reserve (CRR)	R 143 838 305	R 179 661 565	R 224 219 078
Municipal Infrastructure Grant (MIG)	R 25 680 000	R 28 129 000	R 28 907 000
Dept. of Infrastructure	R 41 355 000	R 63 000 000	R 71 785 000
Integrated National Electrification Programme (INEP)	R 29 859 000	R 21 811 000	R 22 797 000
Dept. Cultural Affairs and Sport	R 121 739	R 43 478	R 43 478
GRAND TOTAL	R 240 854 044	R 292 645 043	R 347 751 556

- (i) Dat die Raad die konsep kapitaalprojekte as deel van die gekonsolideerde kapitaalprogram goedkeur soos per **(Annexure A: 2026/2027 – 2028/2029 Draft Budget and Tariff File)**;
- (j) Dat die volgende konsep totale uitgawes per departement (per direktoraat) goedgekeur word, wat insluit beide bedryfs- en kapitale uitgawes per direktoraat (VOTE), ten einde departemente in staat te stel om pro-aktief ongemagtigde uitgawes te voorkom;

2026/27 MTRF R thousands	Capital Expenditure by Vote			Operating Expenditure by Vote			Total Expenditure by Vote		
	2026/27	2027/28	2026/27	2026/27	2027/28	2026/27	2026/27	2027/28	2026/27
Vote 1 - Corporate Services	354	277	229	51 868	55 508	58 776	52 221	55 785	59 005
Vote 2 - Civil Services	120 076	155 723	202 858	432 298	449 813	490 899	552 374	605 536	693 757
Vote 3 - Council	132	12	12	26 263	27 263	28 289	26 395	27 275	28 301
Vote 4 - Electricity Services	60 198	72 466	70 992	710 431	676 486	750 289	770 629	748 952	821 281
Vote 5 - Financial Services	986	434	525	94 746	100 847	107 623	95 732	101 281	108 148
Vote 6 - Development Services	49 895	63 094	71 883	216 254	102 510	156 191	266 149	165 604	228 074
Vote 7 - Municipal Manager	12	12	12	12 160	12 574	13 392	12 172	12 586	13 404
Vote 8 - Protection Services	9 202	627	1 240	141 206	151 914	163 327	150 408	152 541	164 567
Grand Total	240 854	292 645	347 752	1 685 226	1 576 915	1 768 787	1 926 080	1 869 560	2 116 538

- (k) Dat die konsep hoë-vlak meerjarige Kapitaal- en Bedryfsbegrotings ten opsigte van die **2026/2027 – 2028/2029** finansiële jare goedgekeur word, in ooreenstemming met artikel 16, 17 en 19 van die MFMA;

	Original Budget 2025/2026	Mid-Year ADJB 2025/2026	Draft Budget 2026/2027	Draft Budget 2027/2028	Draft Budget 2028/2029
Capital budget	293 798 527	280 050 142	240 854 044	292 645 043	347 751 556
Operating Expenditure	1 458 809 231	1 515 384 860	1 685 226 196	1 576 914 883	1 768 786 530
Operating Revenue	1 606 490 727	1 725 538 886	1 794 805 226	1 799 909 263	2 015 147 880
Budgeted (Surplus)/ Deficit	(147 681 496)	(210 154 026)	(109 579 030)	(222 994 380)	(246 361 350)
Less: Capital Grants	120 565 734	141 838 438	96 984 000	112 990 000	123 539 000
(Surplus)/ Deficit	(27 115 762)	(68 315 588)	(12 595 030)	(110 004 380)	(122 822 350)

(l)...

- (h) That council considers the funding sources linked to council's draft capital program and take note that these funding sources are available and have not been committed for other purposes;

FINANCING SOURCES	DRAFT BUDGET 2026/27	DRAFT BUDGET 2027/28	DRAFT BUDGET 2028/29
Capital Replacement Reserve (CRR)	R 143 838 305	R 179 661 565	R 224 219 078
Municipal Infrastructure Grant (MIG)	R 25 680 000	R 28 129 000	R 28 907 000
Dept. of Infrastructure	R 41 355 000	R 63 000 000	R 71 785 000
Integrated National Electrification Programme (INEP)	R 29 859 000	R 21 811 000	R 22 797 000
Dept. Cultural Affairs and Sport	R 121 739	R 43 478	R 43 478
GRAND TOTAL	R 240 854 044	R 292 645 043	R 347 751 556

- (i) That council approves the draft capital projects as part of its consolidated capital program as per **(Annexure A: 2026/2027 – 2028/2029 Draft Budget and Tariff File)**;
- (j) That the following draft total expenditure by vote (per directorate) be approved, which includes both operating and capital expenditure per directorate (VOTE), in order that departments pro-actively prevent unauthorised expenditure;

2026/27 MTRF R thousands	Capital Expenditure by Vote			Operating Expenditure by Vote			Total Expenditure by Vote		
	2026/27	2027/28	2026/27	2026/27	2027/28	2026/27	2026/27	2027/28	2026/27
Vote 1 - Corporate Services	354	277	229	51 868	55 508	58 776	52 221	55 785	59 005
Vote 2 - Civil Services	120 076	155 723	202 858	432 298	449 813	490 899	552 374	605 536	693 757
Vote 3 - Council	132	12	12	26 263	27 263	28 289	26 395	27 275	28 301
Vote 4 - Electricity Services	60 198	72 466	70 992	710 431	676 486	750 289	770 629	748 952	821 281
Vote 5 - Financial Services	986	434	525	94 746	100 847	107 623	95 732	101 281	108 148
Vote 6 - Development Services	49 895	63 094	71 883	216 254	102 510	156 191	266 149	165 604	228 074
Vote 7 - Municipal Manager	12	12	12	12 160	12 574	13 392	12 172	12 586	13 404
Vote 8 - Protection Services	9 202	627	1 240	141 206	151 914	163 327	150 408	152 541	164 567
Grand Total	240 854	292 645	347 752	1 685 226	1 576 915	1 768 787	1 926 080	1 869 560	2 116 538

- (k) That the draft high-level multi-year Capital and Operating budgets in respect of the **2026/2027 – 2028/2029** financial years, be approved, in accordance with sections 16, 17 and 19 of the MFMA;

	Original Budget 2025/2026	Mid-Year ADJB 2025/2026	Draft Budget 2026/2027	Draft Budget 2027/2028	Draft Budget 2028/2029
Capital budget	293 798 527	280 050 142	240 854 044	292 645 043	347 751 556
Operating Expenditure	1 458 809 231	1 515 384 860	1 685 226 196	1 576 914 883	1 768 786 530
Operating Revenue	1 606 490 727	1 725 538 886	1 794 805 226	1 799 909 263	2 015 147 880
Budgeted (Surplus)/ Deficit	(147 681 496)	(210 154 026)	(109 579 030)	(222 994 380)	(246 361 350)
Less: Capital Grants	120 565 734	141 838 438	96 984 000	112 990 000	123 539 000
(Surplus)/ Deficit	(27 115 762)	(68 315 588)	(12 595 030)	(110 004 380)	(122 822 350)

(l)/...

- (l) Dat daar goedkeuring verleen word vir die konsep kennisgewing ingevolge artikel 14(1) en (2) van die Plaaslike Regering: Wet op Munisipale Eiendomsbelasting, 2004 ten opsigte van die heffing/implementering van eiendomsbelastingkoerse, vrystellings en afslag op eiendomme soos gespesifiseer in die onderstaande skedule en in die eiendomsbelastingbeleid vir die 2026/2027 finansiële jaar; vir doeleindes van die publieke deelnameproses;

Category of property	Rate ratio	Rate-in-the-Rand
Residential properties	1: 1	0.005831
Business and Commercial properties	1: 1,6671	0.009721
Industrial properties	1: 1,6671	0.009721
Agricultural properties	1: 0,25	0.001458
Mining properties	1: 1,6671	0.009721
Public Service Infrastructure	1: 0,25	0.001458
Properties owned by an organ of state and used for public service purposes	1: 1,6671	0.009721
Public Benefit Organisations	1: 0	0.00
Vacant properties	1: 1,4965	0.008726
Municipal properties	1: 0	0.00
Conservation Areas	1: 0	0.00
Protected Areas	1: 0	0.00
National Monuments	1: 0	0.00
Informal Settlements	1: 0	0.00

Exemptions and Reductions

- **Residential Properties:** For all residential properties, the municipality will not levy a rate on the first R15 000 of the property's market value. The R15 000 is the statutory impermissible rate as per section 17(1)(h) of the Municipal Property Rates Act.

Rebates in respect of a category of owners of property are as follows:

- **Indigent owners:** 100 per cent rebate will be granted to registered indigents owners in terms of the Indigent Policy to a maximum valuation of R105 000;
- **Qualifying senior citizens, qualifying indigent owners and disabled persons:** A rebate to an amount equal to the rates payable on the first amount of the valuation of such property to a limit of R400 000 for the 2026/2027 financial year.

NB: Please refer to the municipality's property rates policy in respect of all rebates offered.

- (m) Dat die Raad die eiendomsbelastingkoerse, tariefstrukture en heffings vir water, vullisverwydering, riool, elektrisiteit en ander diverse heffings soos uiteengesit in **(Annexure A: 2026/2027 – 2028/2029 Draft Budget and Tariff File)** goedkeur met die doel om publieke deelname toe te laat;
- (n) Dat die Raad die voorgestelde elektrisiteitstariewe as konsep goedkeur vir die 2026/2027 finansiële jaar, **met inagneming van die insette wat ontvang gaan word tydens die publieke deelname proses, ingesluit NERSA se insette en finale goedkeuring wat teen Mei afgehandel sal word;**
- (o) Dat die jaarlikse begrotingstabelle soos vereis deur die Begrotings- en Rapporteringsregulasies en uiteengesit is in **(Annexure C: Budget Report and A-Schedules 2026/2027 – 2028/2029)** goedgekeur word;
- (p) Dat **die wysigings** aan die begrotings- en verwante beleide soos vervat in **(Annexure D: Draft Amendments to Budget & Related Policies 2026/2027)**, goedgekeur word met die doel vir die publiek se menings en kommentaar;

- (l) That council approves the draft notice given in terms of section 14(1) and (2) of the Local Government: Municipal Property Rates Act, 2004, to levy/implement property tax rates, exemptions and rebates on property reflected in the schedule below and in the property rates policy for the 2026/2027 financial year with effect from 1 July 2026, for purposes of allowing for public participation;

Category of property	Rate ratio	Rate-in-the-Rand
Residential properties	1: 1	0.005831
Business and Commercial properties	1: 1,6671	0.009721
Industrial properties	1: 1,6671	0.009721
Agricultural properties	1: 0,25	0.001458
Mining properties	1: 1,6671	0.009721
Public Service Infrastructure	1: 0,25	0.001458
Properties owned by an organ of state and used for public service purposes	1: 1,6671	0.009721
Public Benefit Organizations	1: 0	0.00
Vacant properties	1: 1,4965	0.008726
Municipal properties	1: 0	0.00
Conservation Areas	1: 0	0.00
Protected Areas	1: 0	0.00
National Monuments	1: 0	0.00
Informal Settlements	1: 0	0.00

Exemptions and Reductions

- **Residential Properties:** For all residential properties, the municipality will not levy a rate on the first R15 000 of the property's market value. The R15 000 is the statutory impermissible rate as per section 17(1)(h) of the Municipal Property Rates Act.

Rebates in respect of a category of owners of property are as follows:

- **Indigent owners:** 100 per cent rebate will be granted to registered indigent owners in terms of the Indigent Policy to a maximum valuation of R105 000;
- **Qualifying senior citizens, qualifying indigent owners and disabled persons:** A rebate to an amount equal to the rates payable on the first amount of the valuation of such property to a limit of R400 000 for the 2026/2027 financial year.

NB: Please refer to the municipality's property rates policy in respect of all rebates offered.

- (m) That council approve the draft property tax rates, tariff structures and charges for water, refuse removal, sewerage, electricity and other sundry charges as set out in **(Annexure A: 2026/2027 – 2028/2029 Draft Budget and Tariff File)**;
- (n) That council approve the electricity tariffs as draft for the 2026/2027 financial year, **bearing in mind the input to be received during public participation, including NERSA's review and final approval to be concluded only in May;**
- (o) That the annual budget tables as required by the Budget and Reporting Regulations be approved as set out in **(Annexure C: Budget Report and A-Schedules 2026/2027 – 2028/2029)**;
- (p) That **the amendments** to the budget and related policies as set out in **(Annexure D: Draft Amendments to Budget & Related Policies 2026/2027)** hereto, be approved for purposes of soliciting the views and comment from the public;

(q)/...

8.3/...

- (q) Dat die Raad kennis neem dat enige wysigings aan die begrotingsverwante beleide ten opsigte van delegasies na afloop van die goedkeuring van die finale begroting sal plaasvind;
- (r) Dat die opleidingsbegroting van R 1 862 747 vir die 2026/2027 finansiële jaar as konsep goedgekeur word;
- (s) Dat die Raad kennis neem van die verhogings van senior bestuur en personeel, wat op nasionale vlak onderhandel en bepaal word:
- Ten opsigte van alle personeel, 'n verhoging van **4.75%** vir 2026/2027; **5.25%** vir die 2027/2028 en **5.25%** vir 2028/2029 finansiële jare, uitgesluit die toename in ander voordele wat van toepassing is en die jaarlikse 2,415% kerfverhoging waar van toepassing;
 - Daar is voldoende begroot vir alle salarisaanpassings;
 - Voorsiening is gemaak vir 'n **3%** verhoging vir politieke ampsbekleërs;
- (t) Dat die Raad kennis neem van die begrote bedryfsurplusse en dat die begroting “kontant gefinansier” word as gevolg van die kontantreserwes in tabel A8, die totale groei in uitgawes van **11.2%** vanaf die huidige na die nuwe finansiële jaar en die inkomstebronne met 'n groei in inkomste van **7.2%** (**kapitale toekennings uitgesluit**) vir die MTREF periode, sowel as die kontantvloei-staat soos per (**A-schedule: A7**) vir die volgende drie finansiële jare;
- die risikofaktor vir kontantdekking vir bedryfsuitgawes is **9.2 maande** vir 2026/27, **10.4 maande** vir 2027/28 en **9.1 maande** vir 2028/29;
 - oor die volgende drie finansiële jare is die beplanning van so 'n aard dat die verwagte netto bedryfsurplusse (**kapitale toekennings inkomste uitgesluit**) vir 2026/27, 'n bedrag van **R 12 595 030**, vir 2027/28 'n bedrag van **R 110 004 380** en vir 2028/29 'n bedrag van **R 122 822 350** beloop;
- (u) Dat die Raad kennis neem dat die omvattende inkomstemodelleringsoefening 'n proporsie insluit vir groei, gegewe die tendens van verhoogde huishoudelike verbruik en groei in dienste aansluitings;
- (v) Dat die Raad kennis neem dat die begroting opgestel is in die nuwe mSCOA Weergawe 7.1 soos vereis deur Nasionale Tesourie;
- (w) Dat die Raad kennis neem van die inhoudelike van die Provinsiale- en Nasionale Tesourie se Begroting-Omsendbriewe soos aangeheg in “**Annexure E: Budget Circulars**”; **insoverre dit betyds ontvang is**;
- (x) Dat die Raad, in die besonder, kennis neem dat die gewysigde Omsendskrywe No. 134 vanaf Nasionale Tesourie eers oor die vorige naweek ontvang is wat vereis dat die begroting daarmee belyn moet word, wat 'n onmoontlike taak is, gegewe die tydsraamwerke om 'n geloofwaardige begroting op te stel in ooreenstemming met die goedgekeurde GOP- en Begroting Prosesplan;
- (y) Dat die Hoof Finansiële Beampte voldoen aan die vereistes van die Begrotingsformate in die konteks van die verslagdoeningsvereistes aan Provinsiale en Nasionale Tesourie en dat **NT Omsendskrywe Nr.134 met die Finale begroting in Mei 2026 volledig geïnkorporeer sal word aangesien dit eers op 21 Maart 2026 versprei was**;
- (z) Dat die Raad kennis neem van die vordering met mSCOA soos aangedui op die *mSCOA-roadmap* “**Annexure F: mSCOA Roadmap**”, as gevolg van uitdagings met die funksionaliteit van die finansiële stelsel wat veroorsaak word deur die voortdurende wysiging aan die *mSCOA-chart*;
- (aa) Dat die publieke deelname proses om insette/kommentaar vanaf die publiek te verkry ten opsigte van die konsep begroting, **gewysigde** begrotings- en verwante beleide en dokumente, ingesluit die eiendomsbelastingskoerse en tariewe teen **12:00 voormiddag op 22 April 2026 sluit en duidelik gemerk moet word “Insette op Konsep Begroting”**. **Let wel: Kommentaar/insette op die GOP moet per aparte korrespondensie geskied**;

- (q) That council takes note that any changes to budget related policies insofar as it relates to the delegations, will be amended after final budget adoption;
- (r) That the training budget of R 1 862 747 for the 2026/2027 financial year be approved as draft;
- (s) That Council takes note of the increases of senior management and staff which is negotiated and determined at a national level:
 - In respect of all personnel, an increase of **4.75%** for 2026/2027; **5.25%** for 2027/2028 and **5.25%** for the 2028/2029 financial years, excluding the increase in other benefits that are applicable and the annual 2.415% notch increase where applicable;
 - All salary adjustments are adequately budgeted for;
 - Provision has been made for a **3%** increase for political office bearers.
- (t) That Council takes note of the budgeted operating surpluses and that the budget is “cash-funded” as a result of cash reserves in table A8, the total expenditure growth of **11.2%** from the current to the new financial year and the revenue streams with growth in revenue of **7.2% (excluding capital grant income)** for the MTREF period as well as the cash flow statement as per **(A-schedule A7)** for the next three financial years;
 - the budgeted risk factor for cash coverage for operating expenses are **9.2 months** for 2026/27, **10.4 months** for 2027/28 and **9.1 months** for 2028/29;
 - over the next three financial years the planning is such that net operating surpluses **(excluding capital grant income)** are envisaged for 2026/27 to an amount of **R 12 595 030**, for 2027/28 an amount of **R 110 004 380** and for 2028/29 an amount of **R 122 822 350**;
- (u) That council takes note that the extensive revenue modelling exercise, includes a proportion for growth, given the trend of increased household consumption and services connection growth;
- (v) That Council take note that the budget was prepared in the new mSCOA Version 7.1 as required by National Treasury;
- (w) That Council specifically adhere to the requirements of the Provincial and National Treasury Budget Circulars as enclosed in **“Annexure E: Budget Circulars”**, **insofar that same was received in time**;
- (x) That council specifically note that the amended National Treasury Budget Circular No.134 was only communicated over the previous weekend requiring that the budget be aligned to it, which was impossible, given the timeframes to prepare a credible budget, per Council’s approved IDP-Budget process plan;
- (y) That the Chief Financial Officer adhere to the requirements of the Budget Reforms in the context of the reporting requirements to Provincial and National Treasury and that **NT Circular No.134 will be fully incorporated with the Final budget in May 2026 as it was only distributed on 21 March 2026**;
- (z) That Council takes note of the mSCOA progress as per the attached Roadmap **“Annexure F: mSCOA Roadmap”**, **as a result of functionality challenges in the financial system, compounded by ongoing changes to the mSCOA chart**;
- (aa) That the process of soliciting public input, views or comments in respect of the draft budget, **revised** budget and related policies and budget documents, inclusive of the property taxes and tariffs to close at **12 midday on 22 April 2026, which comments must clearly be marked “Draft Budget Input”**. **Please note: Any comments/inputs on the IDP must be lodged by separate correspondence.**

BESLUIT VERDER

- (bb) Dat die wysigings aan die Voorkeurverkrygingsbeleid, met in begrip van die voorstel deur die Uitvoerende Burgemeester ten opsigte van die punttoekenning in paragraaf 9.7 as volg:

Locality of supplier	Number of Points for Locality (80/20)	Number of Points for Locality (90/10)
Within the boundaries of the Western Cape	2	1.5
Within the boundaries of Swartland Municipality	8	3.5

met ingang van 1 April 2026 vir die 2025/2026 en 2026/2027 finansiële jare geïmplementeer word.

8.4 **KONSEP 2026/2027 DIENSLEWERING- EN BEGROTINGIMPLEMENTERINGSPLAN (SDBIP) (2/4/2)**

Die Wet op Plaaslike Regering: Munisipale Finansiële Bestuur, Wet 56 van 2003 (MFMA) definieer die Dienslewering- en Begrotingimplementeringsplan (SDBIP) as 'n gedetailleerde plan wat deur die burgemeester van 'n munisipaliteit ingevolge Artikel 53(1)(c)(ii) van die MFMA goedgekeur word vir implementering van die munisipaliteit se lewering van dienste en van sy jaarlikse begroting.

Die doel van die SDBIP is om die munisipale bestuur te ondersteun om diensleweringsteikens, sowel as die spandering van die kapitaalbegroting binne vasgestelde tydsraamwerke te bereik.

Die konsep 2025/2026 Dienslewering- en Begrotingimplementeringsplan is op 24 Maart 2026 deur die Uitvoerende Burgemeesterskomitee oorweeg vir aanbeveling aan die Raad.

BESLUIT

(op voorstel van rdh J H Cleophas, gesekondeer deur rdl N Smit)

- (a) Dat die Raad kennis neem van die aangehegte konsep 2026/2027 Dienslewering- en Begrotingimplementeringsplan (SDBIP) wat in terme van regulasie 14 van die Munisipale Begroting en Rapportering Regulasies ter tafel gelê word;
- (b) dat die SDBIP in terme van regulasie 15 van die Munisipale Begroting en Rapportering Regulasies aan Nasionale Tesourie en Provinsiale Tesourie voorgelê word.

8.5 **VASSTELLING VAN ONTWIKKELINGSBYDRAES VIR 2026/2027 (15/1/B)**

Die ontwikkelingsbydraes word jaarliks hersien en het ten doel om so akkuraat as moontlik die pro rata gedeelte van die werklike kapitaalkoste van grootmaat-infrastruktuur te bepaal wat nodig is om 'n betrokke ontwikkeling van dienste te voorsien.

Daar word jaarliks 'n afslag op die ontwikkelingsbydraes oorweeg om as aansporing te dien vir ontwikkelaars om in die Swartland munisipale area te belê. Die Uitvoerende Burgemeesterskomitee het op 24 Maart 2026 die voorgestelde bydraes oorweeg en voorgestel dat die afslag van 55% vir die 2026/2027 finansiële jaar onveranderd bly.

Die Speaker bring die aangeleentheid tot stemming en word beslis (in die afwesigheid van een raadslid) met 17 stemming ten gunste daarvan en die res van raadslede wat buite stemming bly.

BESLUIT

(op voorstel van rdl D G Bess, gesekondeer deur rdl A K Warnick)

- (a) Die aangehegte kategorieë van ontwikkelingsbydraes vir die 2026/2027 finansiële jaar goedgekeur word en ingesluit word by die tariewelêer vir publieke deelname doeleindes:

FURTHER RESOLUTION

- (bb) That the amendments to the Preferential Procurement Policy, including the proposal by the Executive Mayor in respect of the allocation of points in paragraph 9.7, for implementation with effect from 1 April 2026 for the 2025/2026 and 2026/2027 financial years, are as follows:

Locality of supplier	Number of Points for Locality (80/20)	Number of Points for Locality (90/10)
Within the boundaries of the Western Cape	2	1.5
Within the boundaries of Swartland Municipality	8	3.5

implemented with effect from 1 April 2026 for the 2025/2026 and 2026/2027 financial years.

8.4 **DRAFT 2026/2027 SERVICE DELIVERY AND BUDGET IMPLEMENTATION PLAN (SDBIP) (2/4/2)**

The Local Government: Municipal Finance Management Act, Act 56 of 2003 (MFMA) defines the Service Delivery and Budget Implementation Plan (SDBIP) as a detailed plan approved by the Mayor of a municipality in terms of Section 53(1)(c)(ii) of the MFMA for implementation of the municipality's service delivery and of its annual budget.

The aim of the SDBIP is to support the municipal management to achieve service delivery targets, as well as the spending of the capital budget within set timeframes.

The draft 2025/2026 Service Delivery and Budget Implementation Plan was considered by the Executive Mayoral Committee on 24 March 2026 for recommendation to Council.

RESOLUTION

(proposed by ald J H Cleophas, seconded by cllr N Smit)

- (a) That Council take cognisance of the draft 2026/2027 Service Delivery and Budget Implementation Plan (SDBIP) tabled in terms of regulation 14 of the Municipal Budget and Reporting Regulations;
- (b) That the SDBIP be submitted to National Treasury and Provincial Treasury in terms of regulation 15 of the Municipal Budget and Reporting Regulations.

8.5 **DETERMINATION OF DEVELOPMENT CHARGES FOR 2026/2027 (15/1/B)**

The development contributions are reviewed annually and aim to determine as accurately as possible the pro rata portion of the actual capital cost of bulk infrastructure required to provide services for a particular development.

An annual discount on the development contributions is considered to serve as an incentive for developers to invest in the Swartland municipal area. The Executive Mayoral Committee considered the proposed contributions on 24 March 2026 and proposed that the 55% discount for the 2026/2027 financial year remains unchanged.

The Speaker puts the matter to a vote and (in the absence of one councillor) by 17 votes in favour of it and the remainder of councillors abstaining, the decision is determined to be in favour of the aforementioned.

RESOLUTION

(proposed by cllr D G Bess, seconded by cllr A K Warnick)

- (a) The attached categories of Development Charges for the 2026/2027 financial year be approved and be included in the tariff file for purposes of public participation:

8.5/(a)...

- Greenfields"-ontwikkelingsbydraes vir grootmaat elektrisiteit - (Bylae "A");
- "Brownfields"-ontwikkelingsbydraes vir elektrisiteit (Bylae "B");
- Ontwikkelingsbydraes water (Bylae "C");
- Ontwikkelingsbydraes vir riool (Bylae "D");
- Ontwikkelingsbydraes vir paaie – (Bylae "E")

- (b) 'n Korting van 55% op genoemde ontwikkelingsbydraes ten opsigte van die 2026/2027 finansiële jaar toegestaan word as aansporing om ontwikkeling te bevorder en beleggers te lok;
- (c) Ontwikkelaars 'n ooreenkoms met die Munisipaliteit aangaan m.b.t. die betaling van ontwikkelingsbydraes ingevolge die bestaande beleide;
- (d) Die werklike koste van ontwikkelingsbydraes sal op alle ontwikkelings van toepassing wees, soos bepaal en bereken deur die Direkteur: Infrastruktuur/Siviele Ingenieursdienste en die Direkteur: Elektriese Ingenieursdienste van toepassing wees.

8.6 KONTRAKTE MET TOEKOMSTIGE BEGROTINGIMPLIKASIES: SLUITING VAN OOREENKOMS WESKUS DISTRIKSMUNISIPALITEIT / SWARTLAND MUNISIPALITEIT EN ANDER: LEWERING VAN WATER KONSESSIE FUNKSIE (16/1/1/B)

Die Raad het voorheen die voorgestelde langtermyn Waterkonsessie-Dienslewerings-ooreenkoms tussen die Weskus Distriksmunisipaliteit en deelnemende plaaslike munisipaliteite oorweeg ten einde die Artikel 33-proses te deurloop. Daar is verder op 31 Julie 2025 aan die Raad gerapporteer dat die Artikel 33-proses voltooi is deur Swartland en Bergrivier Munisipaliteit, maar dat Saldanhaabaai Munisipaliteit nog nie die Artikel 33 proses voltooi het nie. 'n Oorbruggingsooreenkoms (6^{de} Addendum van die bestaande Diensleweringsooreenkoms) is gevolglik aangegaan vir die periode 1 Julie 2025 tot 30 Junie 2026.

Intussen is die Diensleweringsooreenkoms hersien nadat die Artikel 33-proses deur al die deelnemende munisipaliteite afgehandel is. Die opgedateerde ooreenkoms bevat nou ook die kommentaar van Nasionale Tesourie en die finansiële bestuur van die waterkonsessie versterk.

Die doel van die ooreenkoms is dat die Weskus Distriksmunisipaliteit die grootmaatwaterkonsessiefunksie namens die deelnemende munisipaliteite sal verrig, met betrekking tot die bedryf en bestuur van die Swartland Grootmaatwaterskema en die Weskus Grootmaatwatervoorsieningskema.

Die Speaker bring die aangeleentheid tot stemming en word dit beslis (in die afwesigheid van een raadslid) met 17 raadslede ten gunste daarvan en die res van die raadslede wat buite stemming bly.

BESLUIT

(op voorstel van rdh T van Essen, gesekondeer deur rdl R Jooste)

- (a) Dat die Raad kennis neem dat die Artikel 33-proses onderneem is en dat die nodige konsultasie- en nakomingsvereistes nagekom is;
- (b) Dat die Raad kennis neem van die vorige besluit van 31 Julie 2025, insluitend die goedkeuring van 'n oorbruggingsreëling en beginselgoedkeuring van die langtermyn-ooreenkoms;
- (c) Dat die Raad kennis neem dat die bygewerkte Diensleweringsooreenkoms die kommentaar van die Nasionale Tesourie inkorporeer en die finansiële bestuur van die waterkonsessie versterk;
- (d) Dat die Raad bevestig dat die aangaan van die ooreenkoms 'n beduidende finansiële en operasionele voordeel sal verseker deur ekonomiese van skaal en die doeltreffende benutting van hulpbronne;
- (e)/...

8.5/(a)/...

- “Greenfields” Development Charges for bulk electricity – (Annexure “A”).
- “Brownfields” Development Charges for electricity – Swartland Municipal Area (Annexure “B”).
- Development Charges for water – (Annexure “C”).
- Development Charges for sewerage - (Annexure “D”).
- Development Charges for roads - (Annexure “E”).

- (b) A rebate of 55% be considered regarding development charges in respect of the 2026/2027 financial year as an incentive to promote development and attract investors;
- (c) Developers have to enter into an agreement with the Municipality regarding the payment of charges in terms of the existing policies;
- (d) Actual Cost of Development Charges will apply to all developments, as determined and calculated by the Directors of Infrastructure/Civil Engineering Services and Electrical Engineering Services.

8.6 CONTRACTS HAVING FUTURE BUDGETARY IMPLICATIONS: ENTERING INTO AN AGREEMENT WEST COAST DISTRICT MUNICIPALITY / SWARTLAND MUNICIPALITY AND OTHERS: RENDERING OF WATER CONCESSION FUNCTION (16/11/B)

Council had previously considered the proposed long-term Water Concession Service Delivery Agreement between the West Coast District Municipality and participating local municipalities in order to go through the Section 33 process. It was further reported to Council on 31 July 2025 that the Section 33 process had been completed by Swartland and Berg River Municipality, but that Saldanha Bay Municipality had not yet completed the Section 33 process. A bridging agreement (6th Addendum of the existing Service Delivery Agreement) was consequently entered into for the period 1 July 2025 to 30 June 2026.

In the interim, the Service Delivery Agreement was reviewed after the Section 33 process was finalised by all the participating municipalities. The updated agreement now also includes comments from National Treasury and strengthened the financial management of the water concession.

The purpose of the agreement is for the West Coast District Municipality to perform the bulk water concession function on behalf of the participating municipalities, in relation to the operation and management of the Swartland Bulk Water Scheme and the West Coast Bulk Water Supply Scheme.

The Speaker brings the matter to a vote and (in the absence of one councillor) with 17 councillors in favour of it and the rest of the councillors abstaining, it is determined to be in favour of the aforementioned.

RESOLUTION

(proposed by ald T van Essen, seconded by cllr R Jooste)

- (a) That Council takes cognisance that the Section 33 process has been undertaken and that the necessary consultation and compliance requirements have been met;
- (b) That Council notes the previous resolution of 31 July 2025, including the approval of a bridging arrangement and in-principle approval of the long-term agreement;
- (c) That Council takes cognisance that the updated Service Delivery Agreement incorporates the comments of National Treasury and strengthens the financial governance of the water concession;
- (d) That Council confirms that entering into the agreement will secure a significant financial and operational benefit through economies of scale and efficient utilisation of resources;

8.6/...

- (e) Dat goedkeuring verleen word vir die aangaan van die bygewerkte Waterkonsessie Diensleweringsooreenkoms met die Weskus Distriksmunisipaliteit, Bergrivier Munisipaliteit en Saldanhaabaai Munisipaliteit vir implementering vanaf 1 Julie 2026 vir 'n termyn van nege (9) jaar;
- (f) Dat, indien enige nie-wesenlike of semantiese wysigings aan die ooreenkoms of enige addendums aangebring moet word, die Uitvoerende Burgemeesterskomitee gemagtig word om daarmee te handel;
- (g) Dat die Munisipale Bestuurder gemagtig word om die ooreenkoms namens die Swartland Munisipaliteit te onderteken.

8.7 VERKRYGING VAN DIENSLEWERINGSOOREENKOMS VIR DIE BEDRYF VAN DIE HIGHLANDS STORTINGSTERREIN: TOEPASSING VAN ARTIKELS 76 TOT 78 VAN DIE MUNISIPALE STELSWET, WET 32 VAN 2000 (16/4/B)

Die Highlands Stortingsterrein, ingesluit die Herwinningsaanleg, word deur middel van 'n Diensleweringsooreenkoms deur 'n eksterne diensverskaffer bedryf en verval die ooreenkoms binne die volgende agt maande.

Die doel van die verslag is om duidelikheid te voorsien aangaande die toepassing van Artikels 76, 77 en 78 van die Wet op Plaaslike Regering: Munisipale Stelswetswet, Wet 32 van 2000 (MSA) en of 'n Artikel 78-ondersoek vereis word voordat 'n aanvang geneem word met die verkrygingsprosesse om 'n nuwe diensverskaffer aan te stel.

Met in ag neming van die wetgewende analise wat gedoen is ten opsigte van die (1) aard van die diens, (2) gedelegeerde bevoegdhede insake diens, (3) diensleweringsmeganisme en (4) risiko allokering is dit duidelik dat die bedryf en instandhouding van die Highlands Stortingsterrein 'n operasionele ondersteuningsfunksie aan die Munisipaliteit bied en kan dit nie beskou word as die lewering van 'n munisipale diens deur 'n eksterne meganisme nie.

BESLUIT

- (a) Dat kennis geneem word van die verstryking van die bestaande diensleweringsooreenkoms binne die volgende agt maande vir die bedryf en instandhouding van die Highlands Stortingsterrein, asook die vereiste om 'n nuwe diensleweringsooreenkoms aan te gaan;
- (b) Dat kennis geneem word dat 'n ontleding gedoen is om te bepaal of die verstryking en herverkryging van die diensleweringsooreenkoms die toepassing van Artikels 76, 77 en 78 van die Plaaslike Regering: Munisipale Stelswetswet, 32 van 2000 noodsaak, en of 'n Artikel 78-ondersoek vereis word voordat 'n nuwe verkrygingsproses 'n aanvang mag neem;
- (c) Dat bevestig word dat, na oorweging van die bepalings van Artikels 76 tot 78 van die Munisipale Stelswetswet en die toepaslike beginsels:
 - (i) die voorgestelde nuwe verkryging van 'n diensverskaffer vir die bedryf en instandhouding van die Highlands Stortingsterrein nie die oordrag van munisipale verantwoordelikheid ten opsigte van die vaste-afvalbestuursdiens, beleidsformulering, tariefbeheer of aanspreeklikheid na 'n derde party behels nie;
 - (ii) die Munisipaliteit bly dus verantwoordelik vir die lewering van die Munisipale Vaste-afvalbestuursdiens;
- (d) Dat die Raad goedkeuring verleen dat die voorgestelde reëling vir die bedryf en instandhouding van die Highlands Stortingsterrein, ingesluit die Materiaalherwinningsfasiliteit, die verkryging van operasionele ondersteuning vir interne dienslewering uitmaak en nie neerkom op die instelling van, of 'n verandering aan, 'n munisipale diensleweringsmeganisme nie;
- (e) Dat die Raad goedkeuring verleen dat 'n Artikel 78-proses nie vereis word nie, aangesien geen verandering aan die munisipale diensleweringsmeganisme voorgestel word nie. Dat verder kennis geneem word dat bogenoemde gevolgtrekkings gebaseer is op 'n beoordeling van die wesenlike aard van die diens, in ooreenstemming met die beginsels vervat in Artikels 76 tot 78 van die Munisipale Stelswetswet;

8.6/...

- (e) That approval be granted for the Municipality to enter into the updated Water Concession Service Delivery Agreement with the West Coast District Municipality, Berggrivier Municipality and Saldanha Bay Municipality for implementation from 1 July 2026;
- (f) That, should any non-material or semantic amendments be required to the agreement or any addendums, the Executive Mayoral Committee be authorised to deal with such amendments;
- (g) That the Municipal Manager be authorised to sign the agreement on behalf of Swartland Municipality.

8.7 PROCUREMENT OF A SERVICE DELIVERY AGREEMENT FOR THE OPERATION OF THE HIGHLANDS LANDFILL: APPLICABILITY OF SECTIONS 76 TO 78 OF THE MUNICIPAL SYSTEMS ACT, ACT 32 OF 2000 (16/4/B)

The Highlands Landfill, including the Recycling Plant, is operated by an external service provider through a Service Delivery Agreement and the agreement expires within the next eight months.

The purpose of the report is to provide clarity regarding the application of Sections 76, 77 and 78 of the Local Government Act: Municipal Systems Act, Act 32 of 2000 (MSA) and whether a Section 78 investigation is required before initiating the procurement processes to appoint a new service provider.

8.7/...

Taking into account the legislative analysis that has been done with regard to (1) the nature of the service, (2) delegated powers in respect of service, (3) service delivery mechanism and (4) risk allocation, it is clear that the operation and maintenance of the Highlands Landfill provides an operational support function to the Municipality and cannot be regarded as the delivery of a municipal service by an external mechanism.

RESOLUTION

- (a) That the expiry of the current service delivery agreement for the operation and maintenance of the Highlands Landfill within the next eight months and the requirement to re-procure a service delivery agreement, be noted;
- (b) That it be noted that an applicability analysis was conducted to determine whether the expiry and re-procurement of the service delivery agreement triggers the application of sections 76, 77 and 78 of the Local Government: Municipal Systems Act, 32 of 2000, and whether a section 78 investigation is required prior to embarking on a new procurement process;
- (c) That it be confirmed that having considered the provisions of sections 76 to 78 of the Municipal Systems Act and the relevant principles applicable thereto that:
 - (i) the proposed re-procurement of landfill operation and maintenance services does not transfer municipal service authority, policy discretion, tariff control, or accountability to a third party; and
 - (ii) the Municipality remains the provider of the waste disposal municipal service.
- (d) That it be approved that the proposed landfill operation and maintenance arrangement, including the Material Recovery Facility, constitutes the procurement of operational support for internal service delivery and does not amount to the establishment of, or a change to, a municipal service delivery mechanism;
- (e) That it be approved that a section 78 process is not required, as no change to the municipal service delivery mechanism is proposed. That it further be noted that the conclusions above are based on an assessment of the substance of the arrangement, in line with the principles established in section 76 to 78 of the Municipal Systems Act;

(f)/...

8.7/...

- (f) Dat kennis geneem en goedkeuring verleen word dat die verkryging van die bedryf- en instandhoudingsdienste vir die Highlands Stortingsterrein voortgaan in ooreenstemming met toepaslike verkrygingswetgewing gebaseer op die bogenoemde gevolgtrekkings.

8.8 KANSELLASIE VAN DIE VERHURING VAN HUUR VAN ERF 4048 DARLING AAN LITTLE DARLING CRÈCHE EN DIE VOORGESTELDE VERVREEMDING VAN ERF 4048 DARLING VIR VROEË KINDERONTWIKKELINGSDOELEINDES (12/2/B)

BESLUIT

(op voorstel van rdl A K Warnick, gesekondeer deur rdl D G Bess)

Dat die verslag terug verwys word.

8.9 WYKSKOMITEES: VERSKEIE AANGELEENTHEDE (3/4/4/1)

Die verslag het ten doel om reëlings te bevestig ten opsigte van die funksionering van wykskomitees nader aan die plaaslike verkiesing, sowel as om goedkeuring te verkry vir die ontbinding van Wyk 4 wat tans oor x6 vakatures beskik.

BESLUIT

(op voorstel van rdl N Smit, gesekondeer deur rdh J H Cleophas)

- (a) Dat die Raad goedkeuring verleen vir die ontbinding van Wyk 4 met ingang van 1 April 2026, omrede:
 - (i) daar nie genoegsame tyd is tot en met die plaaslike verkiesings (moontlik November/Desember 2026) om nuwe lede te verkies en op te lei om hulle pligte as wykskomitee te vervul nie;
 - (ii) daar slegs drie vergaderings geskeduleer is vir die huidige termyn;
- (b) Dat die Raad goedkeuring verleen dat die vul van vakatures vir al die ander Wykskomitees gestaak word vir die res van die termyn van wykskomitees;
- (c) Dat die Raad goedkeur dat die werksaamhede van Wykskomitees opgeskort word met ingang drie (3) maande voor die datum van die plaaslike regeringsverkiesing, op voorwaarde dat Wykskomiteeledes steeds die toepaslike toelaes ontvang vir vergaderings wat gedurende hierdie tydperk nie gehou word nie.

**GETEKEN:
SPEAKER**

8.7/...

- (f) That it be noted and approved that the procurement for operation and maintenance services for the Highlands Landfill proceed in accordance with applicable procurement legislation and the conclusions set out above.

8.8 CANCELLATION OF THE LEASE OF ERF 4048, DARLING TO LITTLE DARLINGS CRÉCHE AND THE PROPOSED ALIENATION OF ERF 4048, DARLING FOR EARLY CHILDHOOD DEVELOPMENT PURPOSES (12/2/B)

RESOLUTION

(proposed by cllr A K Warnick, seconded by cllr D G Bess)

That the report be referred back.

8.9 WARD COMMITTEES: VARIOUS MATTERS (3/4/4/1)

The report aims to confirm arrangements regarding the functioning of ward committees closer to the local elections, as well as to obtain approval for dissolving Ward 4, which currently has x6 vacancies.

RESOLUTION

(proposed by cllr N Smit, seconded by ald J H Cleophas)

- (a) That Council approves the dissolution of Ward 4 with effect from 1 April 2026, for the following reasons:
 - (i) insufficient time remains before the local government elections (anticipated to take place in November/December 2026) to elect and adequately train new members to fulfil their responsibilities as members of the Ward Committee;
 - (ii) only three (3) meetings remain scheduled for the current term.
- (b) That Council approves that the filling of vacancies for all other Ward Committees be suspended for the remainder of the current term;
- (c) That Council approves the suspension of Ward Committee operations with effect from three (3) months prior to the date of the local government elections, on condition that Ward Committee members continue to receive the applicable allowances for meetings not convened during this period.

**SIGNED:
SPEAKER**



NOTULE VAN 'N VERGADERING VAN DIE UITVOERENDE BURGEMEESTERSKOMITEE GEHOU IN DIE RAADSAAL, MALMESBURY OP DINSDAG, 24 MAART 2026 OM 10:00

TEENWOORDIG:

Uitvoerende Burgemeester, rdh J H Cleophas (voorsitter)
Uitvoerende Onderburgemeester, rdd J M de Beer

Lede van die Burgemeesterskomitee:

Rdl D G Bess
Rdl N Smit
Rdh T van Essen
Rdl A K Warnick

Speaker:

Rdh M A Rangasamy

Beamples:

Munisipale Bestuurder, mnr J J Scholtz
Direkteur: Finansiële Dienste, mnr M Bolton
Direkteur: Beskermingsdienste, mnr H Witbooi
Direkteur: Elektriese Ingenieursdienste, mnr T Möller
Direkteur: Siviele Ingenieursdienste, mnr L D Zikmann
Direkteur: Ontwikkelingsdienste, me J S Krieger
Direkteur: Korporatiewe Dienste, me M S Terblanche
Senior Bestuurder: Interne Oudit, me J Erasmus
Senior Bestuurder: Strategiese Dienste, me O Fransman
Bestuurder: Sekretariaat en Rekordsdienste, me N Brand

1. OPENING

Die voorsitter verwelkom lede en versoek rdl N Smit om die vergadering met gebed te open.

2. VERLOF TOT AFWESIGHEID

Geen verskonings is ontvang nie.

3. VOORLEGGINGS/AFVAARDIGINGS/SPREEKBEURTE

3.1 VERSOEK TOT SENSUS-OPNAME

Die Uitvoerende Burgemeester noem dat rdh T van Essen al vir 'n geruime tyd versoek dat 'n sensus-opname gedoen word. Die syfers wat Swartland Munisipaliteit tot sy beskikking het is moontlik onakkuraat weens die snel groeiende bevolking in die Swartland munisipale gebied en die "amptelike" sensus-statistiek wat ook reeds verouderd is.

BESLUIT

Dat kennis geneem word van die versoek van die Uitvoerende Burgemeester om self 'n sensus-opname in die Swartland munisipale gebied te doen vir oorweging.

4. NOTULES

4.1 NOTULE VAN 'N GEWONE UITVOERENDE BURGEMEESTERSKOMITEE-VERGADERING GEHOU OP 18 FEBRUARIE 2026

Besluit/...



MINUTES OF A MEETING OF THE EXECUTIVE MAYORAL COMMITTEE HELD IN THE COUNCIL CHAMBER, MALMESBURY ON TUESDAY, 24 MARCH 2026 AT 10:00

PRESENT:

Executive Mayor, ald J H Cleophas (Chairperson)
Executive Deputy Mayor, ald J M de Beer

Members of the Mayoral Committee:

Cllr D G Bess
Cllr N Smit
Ald T van Essen
Cllr A K Warnick

Speaker:

Ald M A Rangasamy

Officials:

Municipal Manager, Mr J J Scholtz
Director: Financial Services, Mr M Bolton
Director: Protection Services, Mr H Witbooi
Director: Electrical Engineering Services, Mr T Möller
Director: Civil Engineering Services, Mr L D Zikmann
Director: Development Services, Ms J S Krieger
Director: Corporate Services, Ms M S Terblanche
Senior Manager: Internal Audit, Ms J Erasmus
Senior Manager: Strategic Services, Ms O Fransman
Manager: Secretariat and Record Services, Ms N Brand

1. OPENING

The Chairperson welcomed members and requested Cllr N Smit to open the meeting with prayer.

2. APOLOGIES

No apologies were received.

3. PRESENTATIONS / DEPUTATIONS / SPEECHES

3.1 CENSUS SURVEY REQUEST

The Executive Mayor mentioned that ald T van Essen has been requesting a census survey for some time. The figures available to Swartland Municipality may be inaccurate due to the rapidly growing population in the Swartland municipal area and the "official" census statistics which also are already outdated.

RESOLUTION

That notice be taken of the request of the Executive Mayor to conduct a census survey in the Swartland municipal area for consideration, himself.

4. MINUTES

4.1 MINUTES OF AN ORDINARY EXECUTIVE MAYORAL COMMITTEE MEETING HELD ON 18 FEBRUARY 2026

Resolution/...

4.1/...

BESLUIT

(op voorstel van rdl A K Warnick, gesekondeer deur rdl D G Bess)

Dat die notule van 'n Gewone Uitvoerende Burgemeesterskomiteevergadering gehou op 18 Februarie 2026 goedgekeur en deur die Uitvoerende Burgemeester onderteken word.

4.2 NOTULE VAN 'N SPESIALE UITVOERENDE BURGEMEESTERSKOMITEE-VERGADERING GEHOU OP 17 MAART 2026**BESLUIT**

(op voorstel van rdl A K Warnick, gesekondeer deur rdl D G Bess)

Dat die notule van 'n Spesiale Uitvoerende Burgemeesterskomiteevergadering gehou op 17 Maart 2026 goedgekeur en deur die Uitvoerende Burgemeester onderteken word.

5. OORWEGING VAN AANBEVELING UIT DIE NOTULES**5.1 NOTULE VAN 'N PORTEFEULJEKOMITEEVERGADERING GEHOU OP 11 MAART 2026****5.1.1 MUNISIPALE BESTUUR, ADMINISTRASIE EN FINANSIES****BESLUIT**

(op voorstel van rdh T van Essen, gesekondeer deur rdl N Smit)

Dat die Uitvoerende Burgemeester die aanbevelings in die betrokke notule bekragtig.

5.1.2 SIVIELE EN ELEKTRIESE DIENSTE**BESLUIT**

(op voorstel van rdh T van Essen, gesekondeer deur rdl N Smit)

Dat die Uitvoerende Burgemeester die aanbevelings in die betrokke notule bekragtig.

5.1.3 ONTWIKKELINGSDIENSTE**BESLUIT**

(op voorstel van rdh T van Essen, gesekondeer deur rdl N Smit)

Dat die Uitvoerende Burgemeester die aanbevelings in die betrokke notule bekragtig.

5.1.4 BESKERMINGDIENSTE**BESLUIT**

(op voorstel van rdh T van Essen, gesekondeer deur rdl N Smit)

Dat die Uitvoerende Burgemeester die aanbevelings in die betrokke notule bekragtig.

6. SAKE VOORTSPRUITEND UIT DIE NOTULES**6.1 AFSKRYWING VAN DEERNIS- EN ONINBARE SKULD: FEBRUARIE 2026 – BEDRAG WERKLIK AFGESKRYF (5/7/3)**

Die verslag insake die afskrywing van deernis- en oninbare skuld het op 18 Februarie 2026 voor die Uitvoerende Burgemeesterskomitee gediën, onderhewig daaraan dat die nodige administratiewe prosesse deurloop wat om die werklike bedrae wat afgeskryf moet word te bepaal.

BESLUIT

(op voorstel van rdl D G Bess, gesekondeer deur rdl N Smit)

- (a) Dat kennis geneem word dat die bedrae wat werklik afgeskryf is ten opsigte van deernishuishoudings R9 469 015.65 beloop en ten opsigte van ander oninvorderbare skulde R4 135 489.06 beloop;

4.1/...

RESOLUTION

(proposed by cllr A K Warnick, seconded by cllr D G Bess)

That the minutes of an Ordinary Executive Mayoral Committee meeting held on 18 February 2026 be approved and signed by the Executive Mayor.

4.2 MINUTES OF A SPECIAL EXECUTIVE MAYORAL COMMITTEE MEETING HELD ON 17 MARCH 2026**RESOLUTION**

(proposed by cllr A K Warnick, seconded by cllr D G Bess)

That the minutes of a Special Executive Mayoral Committee meeting held on 17 March 2026 be approved and signed by the Executive Mayor.

5. CONSIDERATION OF RECOMMENDATIONS FROM THE MINUTES**5.1 MINUTES OF A PORTFOLIO COMMITTEE MEETING HELD ON 11 MARCH 2026**

Recommendations tabled for ratification:

5.1.1 MUNICIPAL MANAGEMENT, ADMINISTRATION AND FINANCE**RESOLUTION**

(proposed by ald T van Essen, seconded by cllr N Smit)

That the recommendations in the relevant minutes are ratified by the Executive Mayor.

5.1.2 CIVIL AND ELECTRICAL SERVICES**RESOLUTION**

(proposed by ald T van Essen, seconded by cllr N Smit)

That the recommendations in the relevant minutes are ratified by the Executive Mayor.

5.1.3 DEVELOPMENT SERVICES**RESOLUTION**

(proposed by ald T van Essen, seconded by cllr N Smit)

That the recommendations in the relevant minutes are ratified by the Executive Mayor.

5.1.4 PROTECTION SERVICES**RESOLUTION**

(proposed by ald T van Essen, seconded by cllr N Smit)

That the recommendations in the relevant minutes are ratified by the Executive Mayor.

6. MATTERS ARISING FROM THE MINUTES**6.1. WRITE-OFFS OF INDIGENT AND IRRECOVERABLE DEBT: FEBRUARY 2026 – ACTUAL AMOUNT WRITTEN OFF (5/7/3)**

The report regarding the write-off of indigent and irrecoverable debt was presented to the Executive Mayoral Committee on 18 February 2026, subject to following the necessary administrative processes to determine the actual amounts to be written off.

RESOLUTION

(proposed by cllr D G Bess, seconded by cllr N Smit)

- (a) That cognizance is taken that the actual amount written off in respect of indigent households amounted to R9 469 015.65 and in respect of other irrecoverable debt amounted to R4 135 489.06.

6.1/...

- (b) Dat kennis geneem word dat Swartland Munisipaliteit die reg voorbehou om enige bedrag wat afgeskryf is, weer terug te skryf na die betrokke debiteur en alle nodige stappe geneem sal word om die skuld in te vorder, indien dit vanaf datum van hierdie goedkeuring aan die lig kom dat –
- 'n huishouding nie aan die deerniskriteria voldoen het nie (soos bepaal in Hoofstuk 7 van die Deernisbeleid); of
 - 'n gedeelte van die skuld of die totale skuld van 'n debiteur nie korrek sou wees nie; of
 - enige inligting wat op datum van afskrywing nie aan die Uitvoerende Burgemeesterskomitee bekend was, wat daartoe sou lei dat die komitee die voorgelegde skuld nie vir afskrywing sou oorweeg nie;
- (c) Dat kennis geneem word dat indien 'n eiendom op welke wyse ookal vervreem sou word, Swartland Munisipaliteit die reg voorbehou om uitklaring op die betrokke eiendom te weerhou en die bedrae afgeskryf eers in te vorder, alvorens uitklaring op die betrokke eiendom gegee sal word. Die Eiendomsbelastingafdeling het interne kontroles in plek om te kontroleer of daar ten opsigte van die betrokke uitklaring vir die voorafgaande twee jaar voor uitklaring, enige afskrywing was en dat indien wel, die afgeskryfde bedrag met die uitklaring verhaal word.

7. NUWE SAKE

7.1 WYSIGING VAN DIE GEÏNTEGREERDE ONTWIKKELINGSPLAN (GOP) EN AREAPLANNE (2/1/4/4/1)

Die Senior: Bestuurder Strategiese Dienste noem dat geringe wysigings aan die GOP aangebring is en hoofsaaklik te wyte is aan veranderde finansiële inligting. Die wykskomitees was gedurende Oktober 2025 gekonsulteer aangaande die top tien prioriteite in elke wyk en is die insette ontvang bygewerk.

Die konsep GOP sal na voorlegging aan die Raad vir verdere publieke deelname geadverteer word.

Die Senior: Bestuurder Strategiese Dienste noem verder dat die finale inligting vanaf die Provinsiale Departement van Plaaslike Regering afgewag word om ingesluit te word in die konsep GOP.

BESLUIT

(op voorstel van rdl D G Bess, gesecondeer deur rdh T van Essen)

- Dat die Uitvoerende Burgemeesterskomitee kennis neem van die wysiging van die Geïntegreerde Ontwikkelingsplan (GOP) asook die hersiening van die areaplanne ten einde die dokumente in terme van artikel 17(3) van die MFMA by die Raadsvergadering ter tafel te lê;
- Dat, alhoewel die Raad nie MFMA Omsendskrywe 88 goedkeur nie, Swartland Munisipaliteit deel sal neem aan die 2026/2027 DCoG loodsprojek en dat daar kennis geneem word van die aangehegte indikatore wat deel vorm van die loodsprojek;
- Dat die DCoG indikatore nie in die bestaande indikator tabelle in die GOP geïnkorporeer word nie, maar ingesluit word as 'n aanhangsel tot die GOP; en
- Dat 'n verdere konsultasie- en verfyningproses gedurende April 2026 gevolg sal word.

7.2 BEGROTINGSBEHEERKOMITEE TEGNIESE AANBEVELINGS VIR DIE KONSEP MEERJARIGE KAPITAAL- EN BEDRYFSBEGROTINGS, GEWYSIGDE BEGROTINGS EN VERWANTE BELEIDE, EIENDOMSBELASTING, TARIWE EN ANDER HEFFINGS VIR 2026/2027, 2027/2028 EN 2028/2029 VIR DOELEINDES VAN DIE PUBLIEKE DEELNAMEPROSES (5/1/1/1, 5/1/1/2 – 2026.27)

Artikel 16(2) van die Wet op Plaaslike Regering: Munisipale Finansiële Bestuur, Wet 56 van 2003 (MFMA) bepaal dat die burgemeester die jaarlikse begroting ten minste 90 dae voor die aanvang van die finansiële jaar by 'n raadsvergadering ter tafel moet lê.

6.1/...

- (b) That further cognizance is taken that Swartland Municipality reserves the right to do a reversal of any amount that was written off to the relevant debtor and that all necessary steps will be taken to recover the debt, if it comes to light after the date of this approval that -
- a household did not comply with the indigent criteria (as determined in Chapter 7: of the Indigent Policy); or
 - a portion of, or the total debt of a debtor was not correct; or
 - information came forth that was not known to the Executive Mayoral Committee when the writing off was considered, that would have influenced the decision of the committee.
- (c) That cognizance is taken that if the property is alienated in any way; Swartland Municipality reserves the right to refuse clearance on the property in question in order to first recover the amounts written off. A register is kept in this regard at the Property Rates Division in order to determine if any amounts was written off for the previous two years, in order to recover the write-off amount before clearance is given.

7. NEW MATTERS

7.1 AMENDMENT OF THE INTEGRATED DEVELOPMENT PLAN (IDP) AND AREA PLANS (2/1/4/4/1)

The Senior Manager: Strategic Services mentioned that minor amendments have been made to the IDP, primarily due to changed financial information. The ward committees were consulted during October 2025 regarding the top ten priorities in each ward and were updated with the input received.

The draft IDP will be advertised for further public participation after presentation to Council.

The Senior Manager: Strategic Services further mentioned that the final information from the Provincial Department of Local Government is awaited for inclusion in the draft IDP.

RESOLUTION

(proposed by cllr D G Bess, seconded by ald T van Essen)

- That the Executive Mayoral Committee take cognizance of the amendment of the Integrated Development Plan (IDP) as well as the revision of the area plans in order to table it at the Council meeting in terms of section 17(3) of the MFMA;
- That, although the Council has not approved MFMA Circular 88, Swartland Municipality will take part in the 2026/2027 DCoG pilot project and that the attached indicators that form part of the pilot project be noted;
- That the DCoG indicators not be incorporated in the existing performance indicator tables in the IDP, but included as an annexure to the IDP; and
- That a further consultation and refinement process be followed during April 2026.

7.2 BUDGET STEERING COMMITTEE TECHNICAL RECOMMENDATIONS FOR THE DRAFT MULTI-YEAR CAPITAL AND OPERATING BUDGETS, AMENDED BUDGET AND RELATED POLICIES, PROPERTY RATES, TARIFFS AND OTHER CHARGES FOR 2026/2027, 2027/2028 AND 2028/2029 FOR SPECIFIC PURPOSES OF GIVING EFFECT TO PUBLIC PARTICIPATION (5/1/1/1, 5/1/1/2)

Section 16(2) of the Local Government: Municipal Finance Management Act, Act 56 of 2003 (MFMA) stipulates that the Mayor must table the annual budget at a Council meeting at least 90 days before the start of the financial year.

The draft budget/...

Die konsep begrotingsdokumente is deur die Begrotingsbeheerkomitee op 17 Maart 2026 oorweeg vir aanbeveling aan die Uitvoerende Burgemeesterskomitee.

Die Direkteur: Finansiële Dienste behandel die verslag en beklemtoon die volgende aspekte:

- (1) Die impak van die oorlog in die Midde-Ooste op die wêreld ekonomie en oliemarkte (verwagte groei van -2.9 %) en die styging in die inflasiekoers na tussen 4.2 % en 4.6 % (die verwagting was dat die inflasiekoers sou daal na tussen 3.4 % en 3.7 %);
- (2) Die risiko's wat ook tydens die Begrotingsbeheerkomitee bespreek was;
- (3) 'n Totaal van 18 begrotingsverwante beleide is hersien en wysigings is aan 10 beleide aangebring;
- (4) Die enorme MTREF kapitaalbegroting van R856.5 miljoen wat wesenlik hoër is as by ander munisipaliteite en verdere druk deur vereistes van Nasionale Tesourie en mSCOA dat voorsienings kontant gerugsteun moet wees;
- (5) Lae tariefverhogings plaas 'n demper op die uitgawegroei potensiaal;
- (6) Die persentasies van groei in inkomste en uitgawes vir die MTREF word uitgewys, en word beklemtoon dat die negatiewe groei in die 2de jaar nie weens die snoei van diensleweringuitgawe is nie, maar die konstruksie van topstrukture
- (7) 'n Verduideliking van die NERSA-aansoek van 11.4% weens die projekte om kapasiteit te verhoog in Darling, Yzerfontein en die suide van Malmesbury.

Die voorsitter gee 'n geleentheid vir kommentaar/insette vanaf die komitee en hou rdh Van Essen die volgende voor: [Nota: Die volledige voorlegging sal aan die administrasie voorsien word om te oorweeg met die opstel van die 30-dae MTREF-begroting, en is onderstaande slegs 'n opsomming.]

- (1) Waardering word uitgespreek dat die fokus van die MTREF-begroting is om dienste-kapasiteit uit te brei om die bevolkingsgroei en ontwikkelings in die Swartland munisipale gebied te akkommodeer;
- (2) Daar is beperkte aspekte in die begroting – gegewe dit 'n verkiesingsjaar is – wat kiesers se aandag sal trek nie, (want die kiesers "sien" nie die belangrike ondergrondse infrastruktuur nie) .Verder word die hoogste prioriteite in die GOP nie voldoende in die begroting aangespreek nie, wat moontlik meer sigbare projekte vir die kiesers sal inhou, bv.
 - (i) veiliger omgewing – beligting/kameras/sypaadjies;
 - (ii) skoner omgewing – skoon oopruimtes;
 - (iii) ontwikkeling van oopruimtes en sportgeriewe – speeltoerusting, mobiele paviljoene, bome, wandelpaadjies, ens.
- (3) Die wyksprojekte spreek reeds baie van voormelde projekte aan, maar kan 'n groter impak hê as meer geld toegeken word – voorstel word gemaak dat oorweging geskenk word om die wyksprojek toekennings te verhoog, alternatiewelik dat die projekte apart in die begroting, (kapitaal), voorsiening voor gemaak word.
- (4) Besluite deur die Nasionale Departement van Landbou opsigte van die Wet op die Onderverdeling van Landbougrond, Wet 70 van 1970 wat ontwikkeling van landbougrond binne die stedelike randgebied verbied, plaas 'n demper op privaaton ontwikkelings. Die munisipaliteit moet die geleentheid gebruik om munisipale erwe beskikbaar te stel vir ontwikkeling (in die voorlegging word daar na erwe verwys wat reeds oor dienste beskik en ander wat op openbare veiling beskikbaar gestel kan word);
- (5) Verskeie projekte uit die kapitaalbegroting word uitgewys vir duidelikheid:
 - (i) Die logika agter die fases t.o.v. die opgradering van die Swartland Watersuiweringswerke, met verwysing na die pyplyn tussen die Voëlvlëidam en Kasteelberg-reservoir wat verouderd is en hoër prioriteit moet geniet, asook die opgradering van die silyn (sg. D-Line) na die Riebeek Vallei wat slegs 16 000 inwoners van water voorsien;
 - (ii) Beperkte toerusting vir vullisverwydering en opruiming van onwettige vullis – begroting is slegs vir die vervanging van voertuie en nie die skep van addisionele kapasiteit nie;
- (6) Verskeie aspekte word uit die bedryfsbegroting en word versoek dat:
 - (i) Die waterverbruik deur Oueteuhuse bepaal word en hoeveel daar bespaar word gegewe die tarief van R16.09/kl. Kan dieselfde beginsel nie ten opsigte van elektrisiteit aan Oueteuhuse oorweeg word?
 - (ii) Duidelikheid oor die aanwending van die *Equitable Share*-toekenning?

7.2/...

The draft budget documents were considered by the Budget Steering Committee on 17 March 2026, for recommendation to the Executive Mayoral Committee.

The Director: Financial Services deals with the report and emphasised the following aspects:

- (1) The impact of the war in the Middle East, on the global economy and oil markets (expected growth of -2.9%) and the rise in the inflation rate to between 4.2% and 4.6% (the inflation rate was expected to fall to between 3.4% and 3.7%);
- (2) The risks which were also discussed during the Budget Steering Committee meeting;
- (3) A total of 18 budget-related policies were reviewed and amendments made to 10 policies;
- (4) The enormous MTREF capital budget of R856.5 million which is substantially higher than that of other municipalities, and further pressure from requirements by National Treasury and mSCOA that provisions must be cash-backed;
- (5) Low tariff increases places a damper on the expenditure growth potential;
- (6) The growth percentages in income and expenditure for the MTREF are pointed out and emphasised that the negative growth in the 2nd year is not due to the cutting of service delivery expenses, but the construction of top structures;
- (7) An explanation of the NERSA application of 11.4% due to projects to increase capacity in Darling, Yzerfontein and in the south of Malmesbury.

The Chairperson gave the committee an opportunity for comments/inputs, and ald Van Essen submitted the following: [Note: The full presentation will be provided to the administration for consideration in the compilation of the 30-day MTREF budget, and the below is only a summary.]

- (1) Appreciation was expressed that the focus of the MTREF budget is to expand service capacity to accommodate population growth and development within the Swartland municipal area;
- (2) There are limited aspects in the budget—given that it is an election year—that will attract voters' attention (as voters do not "see" important underground infrastructure). Furthermore, the highest priorities in the IDP are not sufficiently addressed in the budget, which could include more visible projects for voters, for example:
 - (i) Safer environment – lighting/cameras/sidewalks;
 - (ii) Cleaner environment – clean open spaces;
 - (iii) Development of open spaces and sports facilities – play equipment, mobile pavilions, trees, walking paths, etc.;
- (3) Ward projects already address many of the above, but could have a greater impact if more funding is allocated – a proposal was made that consideration be given to increasing ward project allocations, alternatively that provision be made separately in the capital budget for such projects;
- (4) Decisions by the National Department of Agriculture regarding the Subdivision of Agricultural Land Act, Act 70 of 1970, which prohibits development of agricultural land within the urban edge, place a constraint on private developments. The municipality should utilise the opportunity to make municipal erven available for development (the presentation refers to erven already serviced and others that could be made available via public auction);
- (5) Various projects from the capital budget were highlighted for clarity:
 - (i) The logic behind the phases relating to the upgrade of the Swartland Water Treatment Works, with reference to the pipeline between the Voëlvlëi Dam and the Kasteelberg reservoir, which is ageing and should be prioritised, as well as the upgrade of the branch line (so-called D-Line) to the Riebeek Valley, which supplies water to only 16,000 residents;
 - (ii) Limited equipment for refuse removal and cleaning of illegal dumping – the budget only provides for replacement of vehicles and not the creation of additional capacity;
- (6) Various aspects from the operating budget were highlighted, and it was requested that:
 - (i) Water consumption by old age homes be determined and how much is saved given the tariff of R16.09/kl. Can the same principle not be considered in respect of electricity for old age homes?
 - (ii) Clarity be provided on the utilisation of the *Equitable Share* allocation;

7.2/...

- (7) Duidelikheid ten opsigte van die definisie van "senior citizen" in die Beleid op Eiendomsbelasting, naamlik: "*means a pensioner/person that reached retirement age, who is 60 years or older in the financial year for which the application for rebate is made, irrespective of his or her age at the time of application and not longer employed*".

Rdl A K Warnick versoek dat die tariewe ten opsigte van die gebruik van sportgeriewe hersien moet word, moontlik 'n jaartarief, aangesien die standaard van sommige van die sportgeriewe nie die tarief regverdig nie. Die Meesterplan vir Sportgeriewe moet hersien word en daaruit moet 'n pyplyn vir begrotingsdoeleindes opgestel word.

Die Direkteur: Finansiële Dienste versoek dat, met in begrip van syfers wat nie finaal is nie, die volgende aanbevelings deur die Begrotingsbeheerkomitee gehou op 17 Maart 2026, deur die Uitvoerende Burgemeesterskomitee op 24 Maart 2026 oorweeg en aanbeveel word vir ter tafel legging van die 2026/27 tot 2028/29 konsep MTREF aan die Raad (31 Maart 2026) vir doeleindes om effek te gee aan die publieke proses. Finale goedkeuring sal eers plaasvind op 28 Mei 2026.

BESLUIT

(op voorstel van rdl N Smit, gesekondeer deur rdl A K Warnick)

- (a) Dat goedkeuring verleen word vir die ter tafel legging van die konsep begroting aan die Raad, met inbegrip van die impak wat die verminderde provinsiale allokasies op die 2026/27 MTREF sal hê, die tydsberekening daarvan en die feit dat die allokasies eers in die finale begroting aan die Raad ingesluit sal word (**Annexure F: Allocations to be included to Council**);
- (b) Dat die Direkteur: Siviele Ingenieursdienste opdrag gegee word om die Koste van Voorsiening studie wat vir Water- en Sanitasie gedoen moet word, uit te brei om Vullisverwyderingsdienste in te sluit;
- (c) Dat kennis geneem word dat, gebaseer op die jongste riglyne vanaf NT, die kapitaaluitgawe vir die opgradering van die elektrisiteitsvoorsiening wat verband hou met die Eskom-gedeelte van die toevoer na die De Hoop-substasie, nou as 'n bedryfsuitgawe beskou word en die toelae-finansiering as 'n konstruksie-kontrak-inkomste. Die substasie projek sal, gebaseer op kommunikasie wat op 11 Maart 2026 vanaf die DEE ontvang is, gedeeltelik deur INEP (R14 278 000) befonds word wat 'n tekort te weeg bring van R44 672 748 wat deur die Raad gefinansier moet word, wat 'n verminderde surplus te weeg bring, aangesien die Raad nie die publiek met hierdie addisionele kontant-uitvloei kan belas nie;
- (d) Dat die Raad goedkeuring verleen vir oorbruggingsfinansiering ten bedrae van R15 505 200 vir sekere elektriese infrastruktuur kapitaalprojekte (**De Hoop R3 685 200, Moorreesburg R6 660 000 en Darling R5 160 000**), befonds deur die CRR, weens die tydsberekening van die INEP-toelae wat mag verskil van die Munisipaliteit se finansiële jaar in die konteks van goedkeuring van befonsing deur die Departement en implementering van projekte in die munisipale konteks;
- (e) Dat die Raad kennis neem dat die koste soos beoog deur Artikel 19 (2)(a)(b) verkry is na konsultasie met die onderskeie direkteur(e) wie die koste bevestig het soos per (**Annexure A: 2026/2027 – 2028/2029 Draft Budget and Tariff File**) en oorweeg dieselfde;
- (f) Dat die Raad voor die goedkeuring van die konsep kapitaal projekte bo R 50 miljoen soos gelys in (**Annexure B: 2026/2027 – 2030/2031 Capital Projects ito Sec 19**), eers die geprojekteerde koste wat alle finansiële jare dek totdat die projek in werking is; en die toekomstige bedryfskoste en inkomste op die projek, met inbegrip van belasting- en tarief-implikasies oorweeg;
- (g) Dat die Raad en publiek kennis neem dat die beplanning vir drie (3) groot infrastruktuurprojekte oor die nuwe MTREF, soos hieronder gelys, nie die beplande kontantvloei sal verminder totdat daar werklike spandering in jaar 3 van die MTREF en daarna plaasvind nie. Die kontantvloei-begrotingskedules toon dat die kontantsaldo's toeneem, terwyl dit nog nie beduidende kontantuitvloei ten opsigte van die projekte weerspieël nie, gegewe die beperkings in die formules van die NT-

7.2/...

- (7) Clarity is required regarding the definition of "senior citizen" in the Property Rates Policy, namely: "*means a pensioner/person that reached retirement age, who is 60 years or older in the financial year for which the application for rebate is made, irrespective of his or her age at the time of application and no longer employed*."

Cllr A K Warnick requested that tariffs relating to the use of sports facilities be reviewed, possibly introducing an annual tariff, as the standard of some of the facilities does not justify the tariff. The Master Plan for Sports Facilities should be reviewed, and from this a pipeline for budgeting purposes should be developed.

The Director: Financial Services requested that, including figures that are not final, the following recommendations made by the Budget Steering Committee held on 17 March 2026, be considered and recommended by the Executive Mayor Committee on 24 March 2026 for the purpose of tabling the 2026/27 to 2028/29 draft MTREF to Council (31 March 2026) for purposes of giving effect to the public process. Final approval will only take place on 28 May 2026.

RESOLUTION

(proposed by cllr N Smit, seconded by cllr A K Warnick)

- (a) That the EMC recommends the tabling of the draft budget to council, having regard for the impact that the reduced provincial allocations will have on the 2026/27 MTREF, the timing thereof and the fact that same will only be incorporated in the final draft budget to council (**Annexure F: Allocations to be included to Council**);
- (b) That the Director: Civil Engineering Services expand the Cost of Supply Studies for Water and Sanitations Services, to include Solid Waste Services;
- (c) Council to note that based on the latest guidance from NT, the capital expenditure to upgrade the electricity supply pertaining to Eskom's portion of the feed to the De Hoop substation, is now regarded as operational expenditure and the grant funding as Construction Contract Revenue. Based on the communication received from the DEE on the 11th of March, the substation project will be partially funded by INEP (R14 278 000) leaving a shortfall of R44 672 748 to be funded by council; with the resultant effect of a reduced surplus as council does not want to burden the public with these additional cash outflows;
- (d) Council to approve an amount of R15 505 200 in bridging finance for certain electrical infrastructure capital projects (**De Hoop R3 685 200, Moorreesburg R6 660 000 and Darling R5 160 000**), funded by CRR due to the timing of the Integrated National Electrification Programme (INEP) grant that may differ from the municipality's financial year in the context of funding approval requirements by the Department and when the projects had to be implemented in the municipal context;
- (e) That council takes note that the costs as envisaged by Section 19 (2)(a)(b) were derived after consultation with the respective director(s) who has confirmed the costs as per (**Annexure A: 2026/2027 – 2028/2029 Draft Budget and Tariff File**) and consider same;
- (f) That council prior to approving the draft capital projects above R 50 million as listed in (**Annexure B: 2026/2027 – 2030/2031 Capital Projects ito Sec 19**), first consider the projected cost covering all financial years until the project is operational and the future operational costs and revenue on the project, including municipal tax and tariff implications;
- (g) That council and the public take note that the planning of the 3 large infrastructure projects over the new MTREF as listed below, will not reduce the planned cash flows until real spending starts in year 3 of the MTREF and beyond. The cashflow budget schedules reflects the cash balances increasing, whilst it doesn't reflect the impact of material cash outflows for these projects yet, given the limitations in the NT-Schedule formulas, compared to the requirement placed on the municipality by the LTFP and CEF to model the revenue requirement over a 10-year horizon;

7.2/(g)...

begrotingskodes, in vergelyking met die vereiste wat op munisipaliteite geplaas word deur die LTFP en CEF om inkomste modellering oor 'n 10-jaar tydperk te doen;

- (1) Swartland Watersuiweringswerke wat die OPGRADERING van die suiweringswerke by die VOËLVLEIDAM behels – Hierdie projek sal die behandelingskapasiteit van die Swartland Watersuiweringswerke verhoog vanaf 27ml per dag tot 40ml per dag om aan die bestaande piek- en toekomstige wateraanvraag te voldoen. Uitklaring rakende die omvang van die projek, detail ontwerp en omgewingsmagtiging sal gedurende die 2026/2027 en 2027/2028 finansiële jare afgehandel word waarna die konstruksiefase sal volg vir 'n beraamde periode van 36 maande. Die beraamde koste vir die projek beloop R250 miljoen;
 - (2) Swartland Watersuiweringswerke en die Kasteelberg Reservoirs – Die projek behels die opgradering van die grootmaat waterpylyn tussen die Swartland Watersuiweringswerke en die Kasteelberg Reservoirs. Die kapasiteit van voorsiening van die bestaande pylyn moet uitgebrei word om in die verhoogde piek- en toekomstige wateraanvraag te voorsien. Dit is die voorneme om 'n nuwe pylyn langs die bestaande pylyn aan te lê. Uitklaring rakende die omvang van die projek, identifisering van die roete van die pylyn, onderhandelinge met grondeienaars, omgewingsmagtiging en gedetailleerde ontwerp sal gedurende die 2026/2027 en 2027/2028 finansiële jare gefinaliseer word, waarna die konstruksiefase sal volg vir 'n beraamde tydperk van 24 maande. Die beraamde koste vir die projek beloop R200 miljoen.
 - (3) Darling Riolsuiweringswerke – Hierdie projek sal die behandelingskapasiteit van die Darling Riolsuiwerings-werke verhoog vanaf 1.9ml per dag na 4.0ml per dag. Dit gebeur dikwels dat dié werke oorlaai word en die behandelingskapasiteit oorskry word. Die opgradering is dus nodig om aan die toekomstige aanvraag te voldoen. Die omvang van die projek, detail ontwerp en omgewingsmagtiging sal gedurende die 2026/2027 en 2027/2028 finansiële jare afgehandel word, waarna die konstruksiefase sal volg vir 'n beraamde tydperk van 36 maande. Die beraamde koste vir die projek beloop R91.5 miljoen.
- (h) Dat die Raad dit toepaslik geag het om die totale konsep kapitaalprogram te oorweeg, uitgesluit die 5 projekte bo R 50 miljoen soos gelys in **(Annexure B: 2026/2027 – 2030/2031 Capital Projects ito Sec 19)** aangesien die voorgenoemde kapitaalprogram se operasionele koste, insluitend die toekomstige koste wat gedek sal word deur óf belasting en/of die normale kostesentrums gekoppel aan daardie dienste soos in die bedryfsbegroting;
- (i) Dat die Raad die befondsingsbronne oorweeg wat verband hou met die raad se konsep kapitaalprogram en daarop let dat die befondsingsbronne beskikbaar is en nie vir ander doeleindes geormerk is nie;

FINANCING SOURCES	DRAFT BUDGET 2026/27	DRAFT BUDGET 2027/28	DRAFT BUDGET 2028/29
Capital Replacement Reserve (CRR)	R 163 301 305	R 179 661 565	R 224 219 078
Municipal Infrastructure Grant (MIG)	R 25 680 000	R 28 129 000	R 28 907 000
Dept. of Infrastructure	R 38 657 000	R 103 110 672	R 20 000 000
Integrated National Electrification Programme (INEP)	R -	R 21 811 000	R 22 797 000
Dept. Cultural Affairs and Sport	R 121 739	R 43 478	R 43 478
GRAND TOTAL	R 227 760 044	R 332 755 715	R 295 966 556

- (j) Dat die Raad die konsep kapitaalprojekte as deel van die gekonsolideerde kapitaalprogram goedkeur soos per **(Annexure A: 2026/2027 – 2028/2029 Draft Budget and Tariff File)**;

7.2/(g)...

- 1) Swartland Water Treatment Works involving UPGRADES to the treatment works @THE VOELVLEI DAM - This project will increase the treatment capacity of the Swartland Water Treatment Works from 27ml/d to 40ml/d in order to meet peak current and future water demand. Scope clarification, detail design and environmental authorisation will be concluded during the 2026/2027 and 2027/2028 financial years upon which the construction phase will follow for an estimated period of 36 months. The estimated cost of the project is R250 million.
 - 2) Swartland Water Treatment Works and the Kasteelberg Reservoirs - This project entails the upgrading of the bulk water supply pipe between the Swartland Water Treatment Works and the Kasteelberg Reservoirs. The supply capacity of the existing pipe must be increased to meet existing peak and future water demand. It is envisaged to install a new pipe alongside the existing pipe. Scope clarification, route identification, negotiations with land owners, environmental authorisation and detail design will be concluded during the 2026/2027 and 2027/2028 financial years upon which the construction phase will follow for an estimated period of 24 months. The estimated cost of the project is R200 million.
 - 3) Darling Waste Water Treatment Works - This project will increase the treatment capacity of the Darling Waste Water Treatment Works from 1.9ml/d to 4.0ml/d. Loads imposed on the works frequently exceeds its treatment capacity and the upgrade is therefore required to meet increased in future demand. Scope clarification, detail design and environmental authorisation will be concluded during the 2026/2027 and 2027/2028 financial years upon which the construction phase will follow for an estimated period of 36 months. The estimated cost of the project is R91.5 million.
- (h) That council deemed it appropriate to consider the entire draft capital program excluding the 5 projects above R 50 million, listed in **(Annexure B: 2026/2027 – 2030/2031 Capital Projects ito Sec 19)** as the aforementioned capital program's operational cost, inclusive of future costs will be covered either by the rates regime and/or the normal cost centres linked to those services, found in the operational budget;
- (i) That council considers the funding sources linked to council's draft capital program and take note that these funding sources are available and have not been committed for other purposes;

FINANCING SOURCES	DRAFT BUDGET 2026/27	DRAFT BUDGET 2027/28	DRAFT BUDGET 2028/29
Capital Replacement Reserve (CRR)	R 163 301 305	R 179 661 565	R 224 219 078
Municipal Infrastructure Grant (MIG)	R 25 680 000	R 28 129 000	R 28 907 000
Dept. of Infrastructure	R 38 657 000	R 103 110 672	R 20 000 000
Integrated National Electrification Programme (INEP)	R -	R 21 811 000	R 22 797 000
Dept. Cultural Affairs and Sport	R 121 739	R 43 478	R 43 478
GRAND TOTAL	R 227 760 044	R 332 755 715	R 295 966 556

- (j) That council approves the draft capital projects as part of its consolidated capital program as per **(Annexure A: 2026/2027 – 2028/2029 Draft Budget and Tariff File)**;

(k)...

7.2/...

- (k) Dat die volgende konsep totale uitgawes per departement (per direktoraat) goedgekeur word, wat insluit beide bedryfs- en kapitale uitgawes per direktoraat (VOTE), ten einde departemente in staat te stel om pro-aktief ongemagtigde uitgawes te voorkom;

2026/27 MTREF R thousands	Capital Expenditure by Vote			Operating Expenditure by Vote			Total Expenditure by Vote		
	2026/27	2027/28	2026/27	2026/27	2027/28	2026/27	2026/27	2027/28	2026/27
Vote 1 - Corporate Services	354	277	229	51 868	55 508	58 776	52 221	55 785	59 005
Vote 2 - Civil Services	114 786	155 723	202 858	432 161	450 119	481 332	546 947	605 842	684 190
Vote 3 - Council	132	12	12	26 213	27 213	28 239	26 345	27 225	28 251
Vote 4 - Electricity Services	55 092	72 466	70 992	710 431	676 486	750 289	765 523	748 952	821 281
Vote 5 - Financial Services	986	434	525	94 746	100 847	107 623	95 732	101 281	108 148
Vote 6 - Development Services	47 197	103 205	20 098	211 075	167 552	43 477	258 272	270 756	63 575
Vote 7 - Municipal Manager	12	12	12	11 900	12 574	13 392	11 912	12 586	13 404
Vote 8 - Protection Services	9 202	627	1 240	140 988	151 914	163 327	150 190	152 541	164 567
Grand Total	227 760	332 756	295 967	1 679 382	1 642 212	1 646 455	1 907 142	1 974 968	1 942 421

- (l) Dat die konsep hoë-vlak meerjarige Kapitaal- en Bedryfsbegrotings ten opsigte van die 2026/2027 – 2028/2029 finansiële jare goedgekeur word, in ooreenstemming met artikel 16, 17 en 19 van die MFMA;

	Original Budget 2025/2026	Mid-Year ADJB 2025/2026	Draft Budget 2026/2027	Draft Budget 2027/2028	Draft Budget 2028/2029
Capital budget	293 798 527	280 050 142	227 760 044	332 755 715	295 966 556
Operating Expenditure	1 458 809 231	1 515 384 860	1 679 382 134	1 642 212 376	1 646 454 792
Operating Revenue	1 606 490 727	1 725 538 886	1 782 813 138	1 907 544 589	1 808 538 265
Budgeted (Surplus)/ Deficit	(147 681 496)	(210 154 026)	(103 431 005)	(265 332 213)	(162 083 474)
Less: Capital Grants & Contributions	120 565 734	141 838 438	64 380 478	153 094 150	51 704 000
(Surplus)/ Deficit	(27 115 762)	(68 315 588)	(39 050 527)	(112 238 063)	(110 379 474)

- (m) Dat daar goedkeuring verleen word vir die kennisgewing ingevolge artikel 14(1) en (2) van die Plaaslike Regering: Wet op Munisipale Eiendomsbelasting, 2004 ten opsigte van die heffing van die konsep eiendomsbelastingkoerse, vrystellings en afslag op eiendomme soos gespesifiseer in die onderstaande skedule en in die eiendomsbelastingbeleid vir die 2026/2027 finansiële jaar; vir doeleindes van die publieke deelnameproses;

Category of property	Rate ratio	Tax Rate
Residential properties	1: 1	R0.005831
Business and Commercial properties	1: 1,6671	R0.009721
Industrial properties	1: 1,6671	R0.009721
Agricultural properties	1: 0,25	R0.001458
Mining properties	1: 1,6671	R0.009721
Public Service Infrastructure	1: 0,25	R0.001458
Properties owned by an organ of state and used for public service purposes	1: 1,6671	R0.009721
Public Benefit Organisations	1: 0	R0.0
Vacant properties	1: 1,4965	R0.008726
Municipal properties	1: 0	R0.0

7.2/...

- (k) That the following draft total expenditure by vote (per directorate) be approved, which includes both operating and capital expenditure per directorate (VOTE), in order that departments pro-actively prevent unauthorised expenditure;

2026/27 MTREF R thousands	Capital Expenditure by Vote			Operating Expenditure by Vote			Total Expenditure by Vote		
	2026/27	2027/28	2026/27	2026/27	2027/28	2026/27	2026/27	2027/28	2026/27
Vote 1 - Corporate Services	354	277	229	51 868	55 508	58 776	52 221	55 785	59 005
Vote 2 - Civil Services	114 786	155 723	202 858	432 161	450 119	481 332	546 947	605 842	684 190
Vote 3 - Council	132	12	12	26 213	27 213	28 239	26 345	27 225	28 251
Vote 4 - Electricity Services	55 092	72 466	70 992	710 431	676 486	750 289	765 523	748 952	821 281
Vote 5 - Financial Services	986	434	525	94 746	100 847	107 623	95 732	101 281	108 148
Vote 6 - Development Services	47 197	103 205	20 098	211 075	167 552	43 477	258 272	270 756	63 575
Vote 7 - Municipal Manager	12	12	12	11 900	12 574	13 392	11 912	12 586	13 404
Vote 8 - Protection Services	9 202	627	1 240	140 988	151 914	163 327	150 190	152 541	164 567
Grand Total	227 760	332 756	295 967	1 679 382	1 642 212	1 646 455	1 907 142	1 974 968	1 942 421

- (l) That the draft high-level multi-year Capital and Operating budgets in respect of the 2026/2027 – 2028/2029 financial years, be approved, in accordance with sections 16, 17 and 19 of the MFMA;

	Original Budget 2025/2026	Mid-Year ADJB 2025/2026	Draft Budget 2026/2027	Draft Budget 2027/2028	Draft Budget 2028/2029
Capital budget	293 798 527	280 050 142	227 760 044	332 755 715	295 966 556
Operating Expenditure	1 458 809 231	1 515 384 860	1 679 382 134	1 642 212 376	1 646 454 792
Operating Revenue	1 606 490 727	1 725 538 886	1 782 813 138	1 907 544 589	1 808 538 265
Budgeted (Surplus)/ Deficit	(147 681 496)	(210 154 026)	(103 431 005)	(265 332 213)	(162 083 474)
Less: Capital Grants & Contributions	120 565 734	141 838 438	64 380 478	153 094 150	51 704 000
(Surplus)/ Deficit	(27 115 762)	(68 315 588)	(39 050 527)	(112 238 063)	(110 379 474)

- (m) That council approves the notice given in terms of section 14(1) and (2) of the Local Government: Municipal Property Rates Act, 2004, to levy the draft property tax rates, exemptions and rebates on property reflected in the schedule below and in the property rates policy for the 2026/2027 financial year with effect from 1 July 2026, for purposes of allowing for public participation;

Category of property	Rate ratio	Tax Rate
Residential properties	1: 1	R0.005831
Business and Commercial properties	1: 1,6671	R0.009721
Industrial properties	1: 1,6671	R0.009721
Agricultural properties	1: 0,25	R0.001458
Mining properties	1: 1,6671	R0.009721
Public Service Infrastructure	1: 0,25	R0.001458
Properties owned by an organ of state and used for public service purposes	1: 1,6671	R0.009721
Public Benefit Organizations	1: 0	R0.0
Vacant properties	1: 1,4965	R0.008726
Municipal properties	1: 0	R0.0
Conservation Areas	1: 0	R0.0
Protected Areas	1: 0	R0.0

Conservation Areas	1: 0	R0.0
Protected Areas	1: 0	R0.0
National Monuments	1: 0	R0.0
Informal Settlements	1: 0	R0.0

Exemptions and Reductions

- **Residential Properties:** For all residential properties, the municipality will not levy a rate on the first R15 000 of the property's market value. The R15 000 is the statutory impermissible rate as per section 17(1)(h) of the Municipal Property Rates Act.

Rebates in respect of a category of owners of property are as follows:

- **Indigent owners:** 100 per cent rebate will be granted to registered indigent owners in terms of the Indigent Policy to a maximum valuation of R105 000;
- **Qualifying senior citizens, qualifying indigent owners and disabled persons:** A rebate to an amount equal to the rates payable on the first amount of the valuation of such property to a limit of R400 000 for the 2026/2027 financial year.

NB: Please refer to the municipality's property rates policy in respect of all rebates offered.

- (n) Dat die Raad die eiendomsbelastingkoerse, tariefstrukture en heffings vir water, vuilisverwydering, riool, elektrisiteit en ander diverse heffings soos uiteengesit in **(Annexure A: 2026/2027 – 2028/2029 Draft Budget and Tariff File)** goedkeur met die doel om publieke deelname toe te laat;
- (o) Dat die Raad die voorgestelde elektrisiteitstariewe as konsep goedkeur vir die 2026/2027 finansiële jaar, **met inagneming van die insette ontvang tydens die publieke deelname proses en NERSA se insette en finale goedkeuring wat teen Mei afgehandel sal word;**
- (p) Dat die jaarlikse begrotingstabelle soos vereis deur die Begrotings- en Rapporteringsregulasies en uiteengesit is in **(Annexure C: Budget Report and A-Schedules 2026/2027 – 2028/2029)** goedgekeur word;
- (q) Dat die **wysigings** aan die begrotings- en verwante beleide soos vervat in **(Annexure D: Draft Amendments to Budget & Related Policies 2026/2027)**, goedgekeur word met die doel vir die publiek se menings en kommentaar (nie Begrotingsbeheer Komitee aanbeveling);
- (r) Dat die Raad kennis neem dat enige wysigings aan die begrotingsverwante beleide ten opsigte van delegasies na afloop van die goedkeuring van die finale begroting sal plaasvind;
- (s) Dat die opleidingsbegroting van R 1 862 747 vir die 2026/2027 finansiële jaar as konsep goedgekeur word;
- (t) Dat die Raad kennis neem van die verhogings van senior bestuur en personeel, wat op nasionale vlak onderhandel en bepaal word:
- Ten opsigte van alle personeel, 'n verhoging van **4.75%** vir 2026/2027; **5.25%** vir die 2027/2028 en **5.25%** vir 2028/2029 finansiële jare, uitgesluit die toename in ander voordele wat van toepassing is en die jaarlikse 2,415% kerfverhoging waar van toepassing;
 - Daar is voldoende begroot vir alle salarisaanpassings;
 - Voorsiening is gemaak vir 'n **3%** verhoging vir politieke ampsbekleërs.
- (u) Dat die Raad kennis neem van die begrote bedryfssurplusse en dat die begroting "kontant gefinansier" word as gevolg van die kontantreserwes in tabel A8, die totale groei in uitgawes van **10.8%** vanaf die huidige na die nuwe finansiële jaar en die inkomstebronne met 'n groei in inkomste van **8.5%** (**kapitale toekennings uitgesluit**) vir die MTREF periode, sowel as die kontantvloei-staat soos per **(A-schedule: A7)** vir die volgende drie finansiële jare;

National Monuments	1: 0	R0.0
Informal Settlements	1: 0	R0.0

Exemptions and Reductions

- **Residential Properties:** For all residential properties, the municipality will not levy a rate on the first R15 000 of the property's market value. The R15 000 is the statutory impermissible rate as per section 17(1)(h) of the Municipal Property Rates Act.

Rebates in respect of a category of owners of property are as follows:

- **Indigent owners:** 100 per cent rebate will be granted to registered indigent owners in terms of the Indigent Policy to a maximum valuation of R105 000;
- **Qualifying senior citizens, qualifying indigent owners and disabled persons:** A rebate to an amount equal to the rates payable on the first amount of the valuation of such property to a limit of R400 000 for the 2026/2027 financial year.

NB: Please refer to the municipality's property rates policy in respect of all rebates offered.

- (n) That council approve the draft property tax rates, tariff structures and charges for water, refuse removal, sewerage, electricity and other sundry charges as set out in **(Annexure A: 2026/2027 – 2028/2029 Draft Budget and Tariff File)**;
- (o) That council approve the electricity tariffs as draft for the 2026/2027 financial year, **bearing in mind the input received during public participation and NERSA's review and final approval to be concluded only in May;**
- (p) That the annual budget tables as required by the Budget and Reporting Regulations be approved as set out in **(Annexure C: Budget Report and A-Schedules 2026/2027 – 2028/2029)**;
- (q) That **the amendments** to the budget and related policies as set out in **(Annexure D: Draft Amendments to Budget & Related Policies 2026/2027)** hereto, be approved for purposes of soliciting the views and comment from the public (non Budget Steering Committee recommendation);
- (r) That council takes note that any changes to budget related policies insofar as it relates to the delegations, will be amended after final budget adoption;
- (s) That the training budget of R 1 862 747 for the 2026/2027 financial year be approved as draft;
- (t) That Council takes note of the increases of senior management and staff which is negotiated and determined at a national level:
- In respect of all personnel, an increase of **4.75%** for 2026/2027; **5.25%** for 2027/2028 and **5.25%** for the 2028/2029 financial years, excluding the increase in other benefits that are applicable and the annual 2.415% notch increase where applicable;
 - All salary adjustments are adequately budgeted for;
 - Provision has been made for a **3%** increase for political office bearers.
- (u) That Council takes note of the budgeted operating surpluses and that the budget is "cash-funded" as a result of cash reserves in table A8, the total expenditure growth of **10.8%** from the current to the new financial year and the revenue streams with growth in revenue of **8.5%** (**excluding capital grant income**) for the MTREF period as well as the cash flow statement as per **(A-schedule A7)** for the next three financial years;
- the budgeted risk/...

7.2/(u)...

- die risikofaktor vir kontantdekking vir bedryfsuitgawes is **9.3 maande** vir 2026/27, **9.5 maande** vir 2027/28 en **9.7 maande** vir 2028/29;
 - oor die volgende drie finansiële jare is die beplanning van so 'n aard dat die verwagte netto bedryfsurplusse (**kapitale toekennings inkomste uitgesluit**) vir 2026/27, 'n bedrag van **R 39 050 527** (Die INEP tekort vir die De Hoop substasie, alleen, sal die surplus verlaag na omtrent R13 miljoen), vir 2027/28 'n bedrag van **R 112 238 063** en vir 2028/29 'n bedrag van **R 110 379 474** beloop;
- (v) Dat die Raad kennis neem dat die omvattende inkomstemodelleringsoefening 'n proporsie insluit vir groei, gegewe die tendens van verhoogde huishoudelike verbruik en groei in dienste aansluitings;
- (w) Dat die Hoof Finansiële Beampte voldoen aan die vereistes van die Begrotingsformate in die konteks van die verslagdoeningsvereistes aan Provinsiale en Nasionale Tesourie;
- (x) Dat die Raad kennis neem van die inhoudelike van die Provinsiale- en Nasionale Tesourie se Begroting-Omsendbriewe soos aangeheg in **"Annexure E: Budget Circulars"**;
- (y) Dat die Raad kennis neem dat die begroting opgestel is in die nuwe mSCOA Weergawe 7.1 soos vereis deur Nasionale Tesourie maar dat die mscosa datastring nie vir verifikasie doeleindes opgelaaï kon word om perfekte belyning te verseker tydens die finalisering van die begroting nie, weens die NT Stelsel wat sal af wees vanaf 17-20 Maart 2026 om die nuwe weergawe te toets;
- (z) Dat die publieke deelname proses om insette/kommentaar vanaf die publiek te verkry op die konsep begroting, **gewysigde** begrotings- en verwante beleide en dokumente, ingesluit die eiendomsbelastingskoerse en tariewe teen **12:00 op 22 April 2026** sluit en **duidelik gemerk moet word "Insette op Konsep Begroting"**;

[Nota: Vir die volledigheid en implementering sal op die Engelse weergawe van die aanbevelings staat gemaak word.]

BESLUIT VERDER

- (aa) Dat die insette/kommentaar ontvang tydens die bespreking van die item deur die administrasie oorweeg sal word gedurende die opstel van die konsep 30-dae MTREF-begroting.

7.3 KONSEP 2026/2027 DIENSLEWERING- EN BEGROTINGIMPLEMENTERINGSPLAN (SDBIP) (2/4/2)

Die Wet op Plaaslike Regering: Munisipale Finansiële Bestuur, Wet 56 van 2003 (MFMA) definieer die Dienslewering- en Begrotingimplementeringsplan (SDBIP) as 'n gedetailleerde plan wat deur die burgemeester van 'n munisipaliteit ingevolge Artikel 53(1)(c)(ii) van die MFMA goedgekeur word vir implementering van die munisipaliteit se lewering van dienste en van sy jaarlikse begroting.

Die voorlegging van die SDBIP geskied ingevolge regulasies 14 en 15 van die *Municipal Budget and Reporting Regulations*.

BESLUIT (vir aanbeveling aan die Raad op 31 Maart 2026)
(op voorstel van rdh T van Essen, gesekondeer deur rdl N Smit)

- (a) Dat die Uitvoerende Burgemeesterskomitee kennis neem van die aangehegte konsep 2026/2027 Dienslewering- en Begrotingimplementeringsplan (SDBIP) ten einde dit by die Raadsvergadering ter tafel te lê in terme van Regulasie 14 van die Munisipale Begroting- en Rapporteringsregulasies; en
- (b) Dat die SDBIP in terme van Regulasie 15 van die Munisipale Begroting- en Rapporteringsregulasies aan Nasionale Tesourie en Provinsiale Tesourie voorgeleë word.

7.2/(u)...

- the budgeted risk factor for cash coverage for operating expenses are **9.3 months** for 2026/27, **9.5 months** for 2027/28 and **9.7 months** for 2028/29;
 - over the next three financial years the planning is such that net operating surpluses (**excluding capital grant income**) are envisaged for 2026/27 to an amount of **R 39 050 527** (The INEP shortfall for the De Hoop substation alone will reduce the surplus to around R13 million), for 2027/28 an amount of **R 112 238 063** and for 2028/29 an amount of **R 110 379 474**;
- (v) That council takes note that the extensive revenue modelling exercise, includes a proportion for growth, given the trend of increased household consumption and services connection growth;
- (w) That the Chief Financial Officer adhere to the requirements of the Budget Reforms in the context of the reporting requirements to Provincial and National Treasury;
- (x) That Council specifically adhere to the requirements of the Provincial and National Treasury Budget Circulars as enclosed in **"Annexure E: Budget Circulars"**;
- (y) That Council take note that the budget was prepared in the new mSCOA Version 7.1 as required by National Treasury but that the mSCOA data strings could not be uploaded for verification purposes to ensure perfect alignment at the time of finalising the budget, due to NT's System being down from 17-20 March 2026, to test the live chart;
- (z) That the process of soliciting public input, views or comments into the draft budget, **revised** budget and related policies and budget documents, inclusive of the property taxes and tariffs to close at 12 midday on **22 April 2026, which comment must be clearly marked "Draft Budget Input"**.

[Note: For completeness and implementation, reliance will be placed on the English version of the recommendations.]

FURTHER RESOLVED

- (aa) That the inputs/comments received during the discussion of the item will be considered by the administration during the compilation of the draft 30-day MTREF budget.

7.3 DRAFT 2026/2027 SERVICE DELIVERY AND BUDGET IMPLEMENTATION PLAN (SDBIP) (2/4/2)

The Local Government: Municipal Finance Management Act, Act 56 of 2003 (MFMA) defines the Service Delivery and Budget Implementation Plan (SDBIP) as a detailed plan, approved by the Mayor of a municipality in terms of Section 53(1)(c)(ii) of the MFMA, for implementation of the municipality's delivery of services and of its annual budget.

The presentation of the SDBIP is made in terms of regulations 14 and 15 of the Municipal Budget and Reporting Regulations.

RESOLUTION (for presentation to Council on 31 March 2026)
(proposed by ald T van Essen, seconded by cllr N Smit)

- (a) That the Executive Mayoral Committee take cognisance of the attached draft 2026/2027 Service Delivery and Budget Implementation Plan (SDBIP) in order to table it at the Council meeting in terms of regulation 14 of the Municipal Budget and Reporting Regulations; and
- (b) That the SDBIP be submitted to National Treasury and Provincial Treasury in terms of regulation 15 of the Municipal Budget and Reporting Regulations.

7.4/...

7.4 VASSTELLING VAN ONTWIKKELINGSBYDRAES VIR 2025/2026 (15/1/B)

Die ontwikkelingsbydraes word jaarliks hersien en het ten doel om so akkuraat as moontlik die pro rata gedeelte van die werklike kapitaalkoste van die grootmaat-infrastruktuur te bepaal wat nodig is om die betrokke ontwikkeling van dienste te voorsien.

Daar word jaarliks 'n afslag op die ontwikkelingsbydraes oorweeg om as aansporing te dien vir ontwikkelaars om in die Swartland munisipale area te belê en word voorgestel dat die afslag van 55% vir die 2026/2027 finansiële jaar onveranderd bly.

BESLUIT (vir voorlegging aan die Raad op 31 Maart 2026)
(op voorstel van rdl D G Bess, gesekondeer deur rdl A K Warnick)

- (a) Die aangehegte ontwikkelingbydraes vir die 2026/2027 finansiële jaar goedgekeur word vir voorlegging aan die Raad, naamlik:
- Greenfields"-ontwikkelingbydraes vir grootmaat elektrisiteit - (Bylae "A");
 - "Brownfields"-ontwikkelingbydraes vir elektrisiteit (Bylae "B");
 - Ontwikkelingbydraes water (Bylae "C");
 - Ontwikkelingsbydraes vir riool (Bylae "D");
 - Ontwikkeiingsbydraes vir paaie – (Bylae "E")
- (b) 'n Korting van 55% op genoemde ontwikkelingbydraes ten opsigte van die 2026/2027 finansiële jaar toegestaan word as aansporing om ontwikkeling te bevorder en beleggers te lok;
- (c) Ontwikkelaars 'n ooreenkoms met die Munisipaliteit aangaan met betrekking tot die betaling van ontwikkelingbydraes ingevolge die bestaande beleide;
- (d) Die werklike koste van ontwikkelingsbydraes sal op alle ontwikkelings van toepassing wees, soos bepaal en bereken deur die Direkteur: Siviele Ingenieursdienste en die Direkteur: Elektriese Ingenieursdienste.

7.5 2026/2027 HERSEELPROGRAM (16/5/5/1)

'n Bedrag van R13 387 000 is beskikbaar vir die uitvoering van die 2026/2027 Herseelprogram. Die strate wat vir herseelwerk in die onderskeie dorpe geïdentifiseer is, is met die sakelys gesirkuleer.

BESLUIT
(op voorstel van rdh T van Essen, gesekondeer deur rdl D G Bess)

- (a) Dat goedkeuring verleen word vir die uitvoering van die 2026/2027 Herseelprogram;
- (b) Dat kennis geneem word dat voormelde 'n voorlopige program is en moontlik afgeskaal kan word weens uitgawes aan die voorbereidingswerk van die geïdentifiseerde strate.

7.6 HERSIENING VAN DIE GEKOMBINEERDE SEKERHEIDSBELEID (5/15/1/1)

Die doel van hierdie raamwerk is om 'n minimum riglyn vir die Munisipaliteit daar te stel om die implementering van 'n gekombineerde sekerheidsmodel moontlik te maak om die Prestasie- en Risiko-ouditkomitee te ondersteun het hulle werk in hierdie verband.

BESLUIT
(op voorstel van rdl A K Warnick, gesekondeer deur rdl D G Bess)

Dat die hersiene Gekombineerde Sekerheidsbeleid goedgekeur word vir onmiddellike implementering.

7.7 HERSIENING VAN DIE ONDERNEMINGRISIKOBESTUURSBELEID (5/15/1/6)

Die Ondernemingsrisikobestuursbeleid het ten doel om 'n proses te vestig waardeur risiko's geïdentifiseer kan word wat 'n bedreiging inhou vir volhoubare dienslewering en die bereiking van die Munisipaliteit se doelwitte. Die proses behels verder die mitgering van die geïdentifiseerde risiko's om die bestuur van die Munisipaliteit te optimaliseer.

7.4 DETERMINATION OF DEVELOPMENT CONTRIBUTIONS FOR 2025/2026 (15/1/B)

The development contributions are reviewed annually and aim to determine as accurately as possible the pro rata portion of the actual capital cost of the bulk infrastructure required to provide services to the relevant development.

Consideration is given annually to a discount on development contributions to serve as an incentive for developers to invest in the Swartland municipal area, and it is proposed that the 55% discount for the 2026/2027 financial year remains unchanged.

RESOLUTION (for presentation to Council on 31 March 2026)
(proposed by cllr D G Bess, seconded by cllr A K Warnick)

- (a) The attached categories of Development Charges for the 2026/2027 financial year be approved:
- "Greenfields" Development Charges for bulk electricity – (Annexure "A").
 - "Brownfields" Development Charges for electricity – Swartland Municipal Area (Annexure "B").
 - Development Charges for water – (Annexure "C").
 - Development Charges for sewerage - (Annexure "D").
 - Development Charges for roads - (Annexure "E").
- (b) A rebate of 55% be considered regarding development charges in respect of the 2026/2027 financial year as an incentive to promote development and attract investors;
- (c) Developers have to enter into an agreement with the Municipality regarding the payment of charges in terms of the existing policies;
- (d) Actual Cost of Development Charges will apply to all developments, as determined and calculated by the Directors of Infrastructure/Civil Engineering Services and Electrical Engineering Services.

7.5 RESEAL OF ROADS PROGRAMME 2026/2027 (16/5/5/1)

An amount of R13 387 000 is available for the execution of the 2026/2027 Reseal Programme. The streets identified for resealing work in the respective towns were circulated with the Agenda.

RESOLUTION
(proposed by ald T van Essen, seconded by cllr D G Bess)

- (a) That approval be granted for the implementation of the 2026/2027 Reseal Programme;
- (b) That it be noted that the above is a preliminary programme and may be scaled down due to expenditure on the preparatory work of the identified streets.

7.6 REVIEW OF THE COMBINED ASSURANCE POLICY (5/15/1/1)

The purpose of this framework is to establish a minimum guideline for the Municipality to enable the implementation of a combined assurance model to support the Performance and Risk Audit Committee in their work in this regard.

RESOLUTION
(proposed by cllr A K Warnick, seconded by cllr D G Bess)

That the revised Combined Assurance Policy be approved for immediate implementation.

7.7 REVIEW OF THE ENTERPRISE RISK MANAGEMENT POLICY (5/15/1/6)

The Enterprise Risk Management Policy aims to establish a process whereby risks can be identified that pose a threat to sustainable service delivery and the achievement of the Municipality's objectives. The process also involves mitigating the identified risks in order to optimise the management of the Municipality.

7.7/...

Die Ondernemingsrisikobestuursbeleid is met die agenda gesirkuleer en bevestig die Senior Bestuurder: Interne Oudit dat daar geen wysigings aangebring is nie.

BESLUIT

(op voorstel van rdl A K Warnick, gesekondeer deur rdl N Smit)

- (a) Dat die bestaande Ondernemingsrisikobestuursbeleid goedgekeur word vir implementering omrede dit 'n verskeidenheid van voordele vir die munisipaliteit inhou, byvoorbeeld:
- meer doeltreffende, betroubare en koste effektiewe dienslewering;
 - meer betroubare besluitneming;
 - minder verrassings en krisisse deur bestuur in staat te stel om effektief te handel met potensiële opkomende risiko's wat onsekerheid kan skep; en
 - beter uitsette en uitkomst deur die verbetering in die bestuur van projekte en programme;
- (b) Dat die "Risk Appetite"-vlak van 15 – "Impact x Likelihood" = 15 (5x3) & (3x5) aanvaar word;
- (c) Dat goedkeuring verleen word dat "Risk Tolerance"-vlakke van 16 (4x4) en hoër nie aanvaarbaar is nie en bestuur moet word.

7.8 HERSIENING VAN DIE BEDROGVOORKOMING- EN TEEN-KORRUPSIE STRATEGIE (5/15/1/6)

Swartland Munisipaliteit is deur die organisasie se etiese waardes daartoe verbind om besigheid op 'n eerlike en deursigtige wyse te doen en dit vorm die grondslag van die Bedrogvoorkoming- en Teen-Korrupsie Strategie.

Die strategie spreek die opsporing, voorkoming en bekamping van bedrog en korrupsie aan ten einde dit teen te werk.

BESLUIT

(op voorstel van rdl N Smit, gesekondeer deur rdl A K Warnick)

Dat die gewysigde Bedrogvoorkoming- en Teen-Korrupsie Strategie goedgekeur word.

7.9 NOTULE VAN DIE MUNISIPALE PRESTASIE, RISIKO EN OUDITKOMITEE GEHOU OP 25 NOVEMBER 2025, SOOK DIE HALFJAARLIKSE VERSLAG VIR DIE PERIODE GEËINDIG 31 DESEMBER 2025 (5/15/1/3)

Die Prestasie, Risiko en Ouditkomitee (PRAC) dien as 'n volwaardige onafhanklike komitee van die Raad en vervul sy funksie ingevolge die bepalings van Artikel 166 van die Plaaslike Regering: Munisipale Finansiële Bestuurswet, Nr 56 van 2003 (MFMA).

Die notule van die PRAC gehou op 25 November 2025 is met die agenda gesirkuleer, en bevat geen aanbevelings aan die Uitvoerende Burgemeesterskomitee vir oorweging nie.

Die Halfjaarlikse verslag van die PRAC vir die periode eindigend 31 Desember 2025 is met die agenda gesirkuleer vir kennisname.

BESLUIT

Dat kennis geneem word van die notule van die Munisipale Prestasie, Risiko en Ouditkomitee se vergadering van 25 November 2025, en die halfjaarlikse verslag van die komitee vir die tydperk geëindig 31 Desember 2025.

7.10 INLIGTING- EN KOMMUNIKASIE-TEGNOLOGIE: GOEDKEURING VAN DIE IKT-BELEIDE SOOS ONTVANG VANAF DIE WES-KAAPSE REGERING (6/2/1/3/1/B)

Die Munisipaliteit het in 2015 die Beleid insake Munisipale Inligting- en Kommunikasietegnologie soos per Omsendbrief 6 van 2015 ontvang vanaf die Departement van Samewerkende Regering geïmplementeer.

7.7/...

The Enterprise Risk Management Policy was circulated with the agenda, and the Senior Manager: Internal Audit confirms that no amendments have been made.

RESOLUTION

(proposed by cllr A K Warnick, seconded by cllr N Smit)

- (a) That the current Enterprise Risk Management Policy be approved as it will deliver a range of benefits to the municipality such as the following:
- More efficient, reliable and cost effective delivery of services;
 - More reliable decisions;
 - Fewer surprises and crises by placing management in a position to effectively deal with potential new and emerging risks that may create uncertainty; and
 - Better outputs and outcomes through improved project and programme management;
- (b) The acceptance of the Risk Appetite Level at 15 - Impact x Likelihood = 15 (5x3) & (3x5);
- (c) Risk Tolerance Levels of 16 (4x4) and above are not acceptable and should be managed;
- (d) That the policy be submitted to Council for approval.

7.8 REVIEW OF THE FRAUD PREVENTION AND ANTI-CORRUPTION STRATEGY (5/15/1/6)

Swartland Municipality is committed by the organisation's ethical values to do business in an honest and transparent manner, and this forms the foundation of the Fraud Prevention and Anti-Corruption Strategy.

The strategy addresses the detection, prevention and combating of fraud and corruption in order to counteract it.

RESOLUTION

(proposed by cllr N Smit, seconded by cllr A K Warnick)

That the amended Fraud Prevention and Anti-Corruption Strategy be approved.

7.9 MINUTES OF THE MUNICIPAL PERFORMANCE, RISK AND AUDIT COMMITTEE MEETING HELD ON 25 NOVEMBER 2025, INCLUDING THE BI-ANNUAL REPORT FOR THE PERIOD ENDED 31 DECEMBER 2025 (5/15/1/3)

The Performance, Risk and Audit Committee (PRAC) serves as a fully-fledged independent committee of Council and fulfils its function in terms of the provisions of Section 166 of the Local Government: Municipal Finance Management Act, No 56 of 2003 (MFMA).

The minutes of the PRAC held on 25 November 2025 were circulated with the agenda, and contains no recommendations for consideration by the Executive Mayoral Committee.

The half-yearly report of the PRAC for the period ended 31 December 2025 has been circulated with the agenda for information.

RESOLUTION

That cognizance be taken of the minutes of the meeting of the Municipality's Performance, Risk and Audit Committee of 25 November 2025 and the bi-annual report of the committee for the period ended 31 December 2025.

7.10 INFORMATION AND COMMUNICATION TECHNOLOGY: APPROVAL OF THE ICT POLICIES AS RECEIVED FROM THE WESTERN CAPE PROVINCIAL GOVERNMENT (6/2/1/3/1/B)

In 2015, the Municipality received the Policy regarding Municipal Information and Communication Technology as per Circular 6 of 2015 from the Department of Cooperative Governance, and implemented same.

7.10/...

'n Hersiende beleid is deur die Wes-Kaapse Regering beskikbaar gestel op 6 Junie 2025 wat die beleid van 2015 sal vervang. 'n Werkwinkel is op 25 en 26 September 2025 met verteenwoordigers van die Wes-Kaapse Regering gehou om aanpassings aan die beleid te oorweeg om dit van toepassing op Swartland Munisipaliteit te maak.

Die aangepaste beleid is op 20 November 2025 en 19 Februarie 2026 aan die IKT-bestuurskomitee voorgelê vir finalisering en voorlegging aan die Uitvoerende Burgemeesterskomitee.

BESLUIT

(op voorstel van rdh T van Essen, gesecondeer deur rdl D G Bess)

(a) Dat die onderstaande hersiene en bygewerkte IKT-beleide (slegs beskikbaar in Engels) goedgekeur word vir implementering met ingang vanaf 1 Julie 2026, naamlik:

- (i) *Policy for the Governance of the Municipal use of ICT:*
- (ii) *ICT Management Practice, Roadmap Items.*

7.11 HULPTOEKENNING AAN GOUE AAR OUETEHUIS (5/9/1/1)

[Die item word onttrek en In-komitee hanteer.]

7.12 SWARTLAND MUNISIPALITEIT: GESLAGGEBASEERDE GEWELD STRATEGIE (17/2/B)

Die Direkteur: Ontwikkelingsdienste lê die verslag voor en beklemtoon dat 'n strategie nodig is om 'n gekoördineerde raamwerk daar te stel om geslagsgebaseerde geweld (GBVF) teen te staan. Die implementering van die strategie word gegrond op ses pillare om responsief teenoor DBVF te wees, naamlik:

- Pilaar 1: Verantwoordbaar/Koördinerings/Leierskap
- Pilaar 2: Voorkomend/Heropbou van Sosiale Eenheid
- Pilaar 3: Geregtigheid/Veiligheid/Beskerming
- Pilaar 4: Reaksie/Versorging/Ondersteuning/Genesing
- Pilaar 5: Ekonomiese mag
- Pilaar 6: Navorsing/Inligtingbestuur

GBVF is die grootste menseregte skending wat in die meeste gemeenskappe regoor Suid-Afrika ervaar word en daarom speel plaaslike regering 'n kritiese rol om inisiatiewe, bewusmakingsveldtogte en vennootskappe met verskeie rolspelers te koördineer.

BESLUIT

(op voorstel van rdl D G Bess, gesecondeer deur rdl A K Warnick)

Dat die aangehegte Geslagsgebaseerde Geweld Strategie goedgekeur word.

7.13 MOONTLIKE AANKOOP VAN BRANDWEERSTASIE GELEë OP ERF 7576, MALMESBURY VANAF DIE WESKUS DISTRIKMUNISIPALITEIT (17/5/B)

Die Direkteur: Beskermingsdienste gee agtergrond tot die verslag vir die moontlike aankoop van die Brandweerstasie wat tans deur die Weskus Distrikmunisipaliteit bedryf word.

Bevestiging word gegee dat die fasiliteit 'n belangrike rol kan speel in die verbetering van brand- en nooddiensreaksiedienste deur Swartland Munisipaliteit aan omliggende gebiede weens die gunstige ligging van die fasiliteit.

BESLUIT

(op voorstel van rdl A K Warnick, gesecondeer deur rdh T van Essen)

- (a) Dat daar kennis geneem word van die aanbod wat die Weskus Distrikmunisipaliteit aan Swartland Munisipaliteit gemaak het om die brandweerstasie op Erf 7576, Malmesbury, aan te koop;
- (b) Dat daar kennis geneem word dat 'n ter plaatse inspeksie in Desember 2025 voltooi is en dat Swartland Munisipaliteit begerig is om die eiendom aan te koop;

7.10/...

A revised policy was made available by the Western Cape Government on 6 June 2025, which will replace the policy of 2015. A workshop was held on 25 and 26 September 2025 with representatives of the Western Cape Government to consider adjustments to the policy and to make it applicable to Swartland Municipality.

The amended policy was presented to the ICT Management Committee on 20 November 2025 and 19 February 2026 for finalisation and presentation to the Executive Mayoral Committee.

RESOLUTION

(proposed by ald T van Essen, seconded by cllr D G Bess)

(a) That the following reviewed and updated ICT policies be approved and adopted for implementation from 1 July 2026, namely:

- (i) Policy for the Governance of the Municipal use of ICT;
- (ii) ICT Management Practice, Roadmap Items

7.11 GRANT- IN-AID TO GOUE AAR OLD AGE HOME

[The item was withdrawn and dealt with in-committee.]

7.12 SWARTLAND MUNICIPALITY: GENDER-BASED VIOLENCE STRATEGY (17/2/B)

The Director: Development Services presented the report and emphasised the need for a strategy to establish a coordinated framework to counter gender-based violence (GBVF). The implementation of the strategy is based on six pillars of being responsive to DBVF, namely:

- Pillar 1: Accountability/Coordination/Leadership
- Pillar 2: Preventing/Rebuilding Social Unity
- Pillar 3: Justice/Safety/Protection
- Pillar 4: Response/Care/Support/Healing
- Pillar 5: Economic power
- Pillar 6: Research/Information Management

GBVF is the largest human rights violation experienced in most communities across South Africa and therefore local government plays a critical role in coordinating initiatives, awareness campaigns and partnerships with various role players.

RESOLUTION

(proposed by cllr D G Bess, seconded by cllr A K Warnick)

That the attached Gender Based Violence and Femicide Strategy be approved.

7.13 POSSIBLE PURCHASE OF FIRE STATION SITUATED ON ERF 7576, MALMESBURY FROM THE WEST COAST DISTRICT MUNICIPALITY (17/5/B)

The Director: Protection Services provided background to the report for the possible purchase of the Fire Station currently operated by the West Coast District Municipality.

Confirmation was given that the facility can play an important role in the improvement of fire and emergency response services by Swartland Municipality to surrounding areas due to the favourable location of the facility.

RESOLUTION

(proposed by cllr A K Warnick, seconded by ald T van Essen)

- (a) That cognisance being taken of the offer made by the West Coast District Municipality to Swartland Municipality to purchase the fire station on Erf 7576, Malmesbury;
- (b) That an on-site inspection was conducted during December 2025 and that Swartland Municipality is interested in purchasing the property;

7.13/...

- (c) Dat daar kennis geneem word van die markwaarde van R5 620 000, die vervangingswaarde van R6 400 000 en die vraagprys van die Weskus Distriksmunisipaliteit van R7 443 990;
- (d) Dat goedkeuring verleen word dat die Munisipale Bestuurder volmag verleen word om onderhandelinge te finaliseer vir 'n aankoopprys van R6 400 000 (BTW ingesluit) of laer;
- (e) Dat verdere goedkeuring verleen word dat die Gesondheidsinspekteurs van die Weskus Distriksmunisipaliteit met ingang van 1 Julie 2026 of vanaf datum van oordrag van die brandweerstasie, gratis geakkommodeer word by die brandweerkantore in Piketbergweg vir 'n tydperk van drie jaar, waarna oor huurgeld ooreengekom kan word indien die fasiliteit steeds benut word.

7.14 TENDER L04/25/26: VERKOOP VAN ERF 470 (h/v SKOOL- EN KORTSTRAAT) KALBASKRAAL (8/2/2/8)

Die Raad het op 21 Augustus 2025 in beginsel goedkeuring verleen vir die verkoop van Erf 470, Kalbaskraal by wyse van 'n openbare mededingende proses. Die reserweprys is deur die Raad bepaal op R400 000.00 (BTW uitgesluit).

BESLUIT

(op voorstel van rdl D G Bess, gesekondeer deur rdl N Smit)

- (a) Dat kennis geneem word van die prosesse wat gevolg is vir Tender L04/25/26 (Verkoop van Erf 470 Kalbaskraal) om toegeken te word aan DCS Boerdery (Pty) Ltd teen 'n bedrag van R420 000.00 (BTW uitgesluit);
- (b) Dat die oordrag van die onderwerp eiendom aan DCS Boerdery (Pty) Ltd goedgekeur word, en dat die Verkoopoooreenkoms onderteken word deur die Direkteur: Korporatiewe Dienste.

7.15 TENDER L03/25/26: VERKOOP VAN VAKANTE ERWE 14205-14207 EN GEDEELTE ERF 2386, MALMESBURY VIR RESIDENSIELE DOELEINDES, GELEë IN JAPONICA- EN JAKARANDASTRAAT (8/2/2/8)

Die Raad het op 19 Mei 2025 in beginsel goedkeuring verleen vir die vervreemding van Erwe 14205 tot 14207 en Gedeelte Erf 2386, Malmesbury vir residensiële doeleindes.

BESLUIT

(op voorstel van rdl N Smit, gesekondeer deur rdl A K Warnick)

- (a) Dat kennis geneem word van die prosesse wat gevolg is vir Tender L03/25/26 (Verkoop van Erwe 14206, 14207 en Restant Erf 2386, Malmesbury) om toegeken te word aan die volgende tenderaars teen die aangetoonde bedrag:

NO.	TENDERAAR	ERF NO.	TENDER BEDRAG (BTW uitgesluit)
1.	Ahmed Ali Abdi	RE Erf 2386	R174 000,00
2.	Manrico Fortuin	14206	R118 000,00
3.	Orthaniel Hlope	14207	R117 000,00

- (b) Dat die oordrag van die onderwerp eiendomme aan voormelde kopers goedgekeur word, en dat die Verkoopoooreenkoms onderteken word deur die Direkteur: Korporatiewe Dienste;
- (c) Dat kennis geneem word dat die Raad goedkeuring verleen het dat indien enige van die bogemelde eiendomme onverkoop bly na afloop van die mededingende proses, dit uit-die-hand-uit op 'n "first come first serve" basis verkoop mag word teen die reserweprys of hoër, mits die reserweprys ooreenstem met billike markwaarde (gebaseer op die munisipale waardasie van die eiendom/eiendomme op die stadium van vervreemding), en met dien verstande verder dat die Munisipaliteit sy voorneme om die eiendom/eiendomme vanaf 'n gegewe datum uit-die-hand-uit te verkoop, bekend sal maak.

7.13/...

- (c) That cognizance being taken of the market value of R5 620 000, the replacement value of R6 400 000 and the asking price of the West Coast District Municipality of R7 443 990;
- (d) That approval be granted to the Municipal Manager to authorise him to finalize negotiations for the purchase price of R6 400 000 (VAT included);
- (e) That further approval be granted that the Health Inspectors of the West Coast District Municipality be accommodated, free of charge at the fire offices in Piketberg Road for a period of three years, with effect from 1 July 2026 or from the date of transfer of the fire station, after which a rental fee can be agreed upon if the facility is still being utilised by them.

7.14 TENDER L04/25/26: SALE OF ERF 470 (C/O SKOOL AND KORT STREETS), KALBASKRAAL (8/2/2/8)

On 21 August 2025, Council approved in principle for the alienation of Erf 470, Kalbaskraal.

RESOLUTION

(proposed by cllr D G Bess, seconded by cllr N Smit)

- (a) That cognizance be taken of the processes followed for Tender L04/25/26 (Sale of Erf 470 Kalbaskraal) to be awarded to DCS Boerdery (Pty) Ltd at the amount of R420 000.00 excluding VAT;
- (b) That the transfer of the subject property to DCS Boerdery (Pty) Ltd be approved and the Agreement of Sale be signed by the Director: Corporate Services.

7.15 TENDER L03/25/26: SALE OF VACANT ERVEN 14205-14207 AND PORTION OF ERF 2386, MALMESBURY FOR RESIDENTIAL PURPOSES, SITUATED IN JAPONICA AND JAKARANDA STREETS (8/2/2/8)

On 19 May 2025, Council approved in principle the alienation of Erven 14205 to 14207 and portion of Erf 2386, Malmesbury for residential purposes.

RESOLUTION

(proposed by cllr N Smit, seconded by cllr A K Warnick)

- (a) That cognizance be taken of the processes followed for Tender L03.25.26 for the Sale of Erven 14206, 14207 and RE Erf 2386 Malmesbury to be awarded to the following tenderers at the amounts as indicated:

NO.	TENDERER	ERF NO.	TENDER AMOUNT (Excluding VAT)
1.	Ahmed Ali Abdi	RE Erf 2386	R174 000,00
2.	Manrico Fortuin	14206	R118 000,00
3.	Orthaniel Hlope	14207	R117 000,00

- (b) That the transfer of the subject property to the abovementioned purchasers be approved and the Agreements of Sale be entered into by the Director: Corporate Services;
- (c) That it be noted that Council granted approval that should any or all of the properties remain unsold after the competitive process, it be sold out-of-hand on a 'first come first served' basis at the reserve price or higher, provided that the reserve price corresponds with fair market value (based on the municipal valuation of the property/properties when disposal takes place), and provided further that the Municipality shall make known its intention to sell the property out-of-hand from a given date.

7.16/...

7.16 WYKSKOMITEES: VERSKEIE AANGELEENTHEDE (3/4/4/1)

Die verslag het ten doel om reëlings te bevestig ten opsigte van die funksionering van wykskomitees nader aan die plaaslike verkiesing, sowel as om goedkeuring te verkry vir die ontbinding van Wyk 4 wat tans oor x6 vakatures beskik.

BESLUIT (vir voorlegging aan die Raad op 31 Maart 2026)
(op voorstel van rdl N Smit, gesekondeer deur rdl A K Warnick)

- (a) Dat die Raad goedkeuring verleen vir die ontbinding van Wyk 4 met ingang van 1 April 2026, omrede:
 - (i) daar nie genoegsame tyd is tot en met die plaaslike verkiesings (moontlik November/Desember 2026) om nuwe lede te verkies en op te lei om hulle pligte as wykskomitee te vervul nie;
 - (ii) daar slegs drie vergaderings geskeduleer is vir die huidige termyn;
- (b) Dat die Raad goedkeuring verleen dat die vul van vakatures vir al die ander Wykskomitees gestaak word vir die res van die termyn van wykskomitees;
- (c) Dat die Raad goedkeur dat die werksaamhede van Wykskomitees opgeskort word met ingang drie (3) maande voor die datum van die plaaslike regeringsverkiesing, op voorwaarde dat Wykskomiteeledes steeds die toepaslike toelae ontvang vir vergaderings wat gedurende hierdie tydperk nie gehou word nie.

7.17 ALGEMENE JAARVERGADERING: PLAASLIKE OWERHEDE AFTREEFONDS (11/1/2/5)

Die 42ste Algemene Jaarvergadering van die Plaaslike Owerhede Aftreefonds vind plaas op 22 Mei 2026 en die Munisipaliteit kan een afgevaardigde uit die lede en een afgevaardigde uit die raadslede aanwys.

BESLUIT
(op voorstel van rdl D G Bess, gesekondeer deur rdl A K Warnick)

- (a) Dat kennis geneem word dat mnr A M Zaayman genomineer is om die lede te verteenwoordig by die Algemene Jaarvergadering van die Plaaslike Owerhede Aftreefonds op 22 Mei 2026.
- (b) Dat rdl N Smit genomineer word om die Raad by die vergadering te verteenwoordig.

7.18 UITSTAANDE DEBITEURE: FEBRUARIE 2026 (5/7/1/1)

'n Volledige verslag van die stand van uitstaande debiteure is met die sakelys gesirkuleer.

BESLUIT

Dat kennis geneem word van die verslag aangaande die stand van Swartland Munisipaliteit se uitstaande debiteure vir Februarie 2026.

7.19 VORDERING MET UITSTAANDE VERSEKERINGSEISE (5/14/3/5)

Ingevolge die Batebestuursbeleid moet maandeliks verslag gedoen word insake die uitstaande versekeringseise.

BESLUIT

Dat kennis geneem word van die stand van uitstaande versekeringseise tot en met 28 Februarie 2026 soos met die sakelys gesirkuleer.

7.20 AFWYKING VAN VOORGESKREWE VERKRYGINGSPROSEDURES: DIENS VAN CK 32363 (8/1/B/2)

Die Isuzu Hyskraantrok, CK 32363, word aangewend deur die Departement: Elektriese Ingenieursdienste in Malmesbury en is ingestuur na Isuzu Malmesbury (Perdeberg Motor Group (Pty) Ltd) vir 'n jaarlikse diens.

7.16 WARD COMMITTEES: VARIOUS MATTERS (3/4/4/1)

The report aims to confirm arrangements regarding the functioning of ward committees closer to the local elections, as well as to obtain approval for the dissolution of Ward 4 which currently has x6 vacancies.

RESOLUTION (for submission to Council on 31 March 2026)
(proposed by cllr N Smit, seconded by cllr A K Warnick)

- (a) That Council approves the dissolution of Ward 4 with effect from 1 April 2026, for the following reasons:
 - (i) insufficient time remains before the local government elections (anticipated to take place in November/December 2026) to elect and adequately train new members to fulfil their responsibilities as members of the Ward Committee; and
 - (ii) only three (3) meetings remain scheduled for the current term;
- (b) That Council approves that the filling of vacancies for all other Ward Committees be suspended for the remainder of the current term;
- (c) That Council approves the suspension of Ward Committee operations with effect from three (3) months prior to the date of the local government elections, on condition that Ward Committee members continue to receive the applicable allowances for meetings not convened during this period.

7.17 ANNUAL GENERAL MEETING: LOCAL AUTHORITIES RETIREMENT FUND: APPOINTMENT OF NOMINEES (11/1/2/5)

The 42nd Annual General Meeting of the Local Authorities Retirement Fund will take place on 22 May 2026 and the Municipality may appoint one delegate from among the members and one delegate from among the councillors.

RESOLUTION
(proposed by cllr D G Bess, seconded by cllr A K Warnick)

- (a) That it be noted that Mr A M Zaayman has been nominated to represent the members at the Annual General Meeting of the Local Authorities Retirement Fund on 22 May 2026;
- (b) That cllr N Smit be nominated to represent the Council at the meeting.

7.18 OUTSTANDING DEBTORS: FEBRUARY 2026 (5/7/1/1)

A full report of the state of outstanding debtors was circulated with the Agenda.

RESOLUTION

That cognizance be taken of the report with reference to the state of the outstanding debtors of Swartland Municipality for February 2026.

7.19 PROGRESS ON OUTSTANDING INSURANCE CLAIMS (5/14/3/5)

In terms of the Asset Management Policy, a monthly report must be made regarding the outstanding insurance claims.

RESOLUTION

That cognizance be taken of the state of outstanding insurance claims up to and including 28 February 2026 as circulated with the agenda.

7.20 DEVIATION FROM PRESCRIBED PROCUREMENT PROCEDURES: SERVICE OF CK 32363 (8/1/B/2)

The Isuzu Crane Truck, CK 32363, is used by the Department of Electrical Engineering Services in Malmesbury and has been sent to Isuzu Malmesbury [Perdeberg Motor Group (Pty) Ltd] for an annual service.

7.20/...

BESLUIT

- (a) Dat kennis geneem word van die afwyking van die voorgeskrewe verkrygingsprosedures ingevolge paragraaf 36 van die Voorsieningkanaalbestuursbeleid;
- (b) Dat kennis geneem dat die Munisipale Bestuurder goedkeuring verleen het vir die diens van die Isuzu F-reeks Hyskraantrok, CK 32363, ten bedrae van R33 794.81 (BTW ingesluit) deur Isuzu Malmesbury;
- (c) Dat verder kennis geneem word dat, in terme van paragraaf 2(6)(d) van die Voorsieningkanaalbestuursbeleid, dit nie nodig is om 'n formele tenderproses te volg nie, aangesien die voertuig geneem is na die OEM en verskaffer van die voertuig;
- (d) Dat die uitgawe ten bedrae van R33 794.81 (BTW ingesluit) teen posnommer 9/7-26-5 verreken word en dat daar voldoende fondse beskikbaar is;
- (e) Dat die Senior Bestuurder: Finansiële State en Batebestuur in terme van die Voorsieningkanaalbestuursbeleid opdrag gegee word om bovermelde redes as nota by die finansiële state in te sluit, wanneer die betrokke state opgestel word.

7.21 AFWYKING VAN VOORGESKREWE VERKRYGINGPROSEDURES: HERSTEL EN VERVANGING VAN BATTERY EN -LAAIER BY DIE PIETER BERGH SUBSTASIE (8/1/B/2)

Daar is ingebreek by die DC-kamer by die Pieter Bergh Substasie en die batterye en -laaier is verwyder. Wanneer 'n substasie nie oor DC-(110 Volt) toevoer beskik nie, is die stelsels wat die substasie beskerm buite werking en stel dit alle kliente word deur die substasie gevoed word bloot indien 'n netwerkfout sou voorkom.

BESLUIT

- (a) Dat kennis geneem word van die afwyking van die voorgeskrewe verkrygingsprosedures ingevolge paragraaf 36 van die Voorsieningkanaalbestuursbeleid;
- (b) Dat kennis geneem word van die aksie van die Munisipale Bestuurder om die goedkeuring te verleen vir die vervanging van die battery-laaier en batterye by die Pieter Bergh-substasie deur Static Power ten bedrae van R74 659.15 (BTW ingesluit);
- (c) Dat die rede vir die afwyking aangeteken word as 'n noodgeval wat veroorsaak is deur die onregmatige toegang en vandalisme van die Pieter Bergh-substasie;
- (d) Dat die uitgawe ten bedrae van R74 649.15 (BTW ingesluit) teen posnommer 9/253-743-1001 verreken word en dat daar voldoende fondse beskikbaar is;
- (e) Dat die Senior Bestuurder: Finansiële State en Batebestuur in terme van die Voorsieningkanaalbestuursbeleid opdrag gegee word om bovermelde redes as nota by die finansiële state in te sluit, wanneer die betrokke state opgestel word.

7.22 AFWYKING VAN VOORGESKREWE VERKRYGINGPROSEDURES: HERSTELWERK AAN NISSAN, CK 43887 (8/1/B/2)

Die Nissan-voertuig, CK 43887, word in Darling deur die Verkeer- en Wetstoepassings-departement gebruik vir roetine patrollies en optrede teen oortredings van verordeninge en verkeersreëls.

BESLUIT

- (a) Dat kennis geneem word van die afwyking van die voorgeskrewe verkrygingsprosedures ingevolge paragraaf 36 van die Voorsieningkanaalbestuursbeleid;

7.20/...

RESOLUTION

- (a) That cognisance be taken of the deviation from the prescribed procurement procedures in terms of Section 36 of the Supply Chain Management Policy;
- (b) That cognisance be taken that the Municipal Manager has approved the service of the Crane Truck CK 32363 for the amount of R 33 794.81 including VAT by Isuzu Malmesbury;
- (c) That cognisance be taken that in terms of paragraph 2(6) (d) of the SCM Policy a formal tender process was not followed due to the vehicle being taken to the OEM and supplier of the vehicle;
- (d) That the expenditure will be allocated to mSCOA Code: 9/7-26-5 and that there is sufficient funding available for the quoted amount of R 33 794.81 including VAT;
- (e) That the Senior Manager: Financial Statements and Asset Management be instructed to include the above reason as a note to the financial statements, when compiled.

7.21 DEVIATION FROM PRESCRIBED PROCUREMENT PROCEDURES: REPAIR AND REPLACEMENT OF BATTERIES AND BATTERY CHARGER FOR PIETER BERGH SUBSTATION (8/1/B/2)

The DC room at the Pieter Bergh Substation was broken into and the batteries and charger were removed. When a substation does not have DC-(110 Volt) supply, the systems that protect the substation are out of order and all customers are fed by the substation simply in case a network fault occurs.

RESOLUTION

- (a) That cognisance be taken of the deviation from the prescribed procurement procedures in terms of Section 36 of the Supply Chain Management Policy;
- (b) That cognisance be taken that the Municipal Manager has approved the service of the repair and replacement of the battery charger and batteries to the value of R74 659.15 including VAT by Static Power;
- (c) That cognisance be taken that the reason for the deviation is the emergency that arose due to unauthorised access and vandalism to the Pieter Bergh substation;
- (d) That the expenditure will be allocated to mSCOA Vote Nr 9/253-743-1001 and that there is sufficient funding available for the quoted amount of R 74 659 .15 including VAT;
- (e) That the Senior Manager: Financial Statements and Asset Management be instructed to include the above reason as a note to the financial statements, when compiled.

7.22 DEVIATION FROM PRESCRIBED PROCUREMENT PROCEDURES: REPAIRS TO NISSAN LDV CK 43887 (8/1/B/2)

The Nissan vehicle, CK 43887, is used in Darling by the Traffic and Law Enforcement Department for routine patrols and actions against violations of by-laws and traffic rules.

RESOLUTION

- (a) That cognisance be taken of the deviation from the prescribed procurement procedures in terms of Section 36 of the Supply Chain Management Policy;
- (b)/...

7.22/...

- (b) Dat kennis geneem word van die aksie van die Munisipale Bestuurder om die herstelwerk aan die Nissan LDV, CK 43887, deur Nissan Malmesbury ten bedrae van R32 519.14 (BTW uitgesluit) goed te keur;
- (e) Dat verder kennis geneem word dat, in terme van paragraaf 2(6)(g) van die Voorsieningkanaalbestuursbeleid, dit nie nodig is om 'n formele tenderproses te volg nie, aangesien Nissan Malmesbury die gemagtigde agent van Nissan-voertuie is;
- (f) Dat die uitgawe ten bedrae van R32 519.14 (BTW uitgesluit) teen posnommer 9/2-52-5 verreken word en dat daar voldoende fondse beskikbaar is;
- (e) Dat die Senior Bestuurder: Finansiële State en Batebestuur in terme van die Voorsieningkanaalbestuursbeleid opdrag gegee word om bovermelde redes as nota by die finansiële state in te sluit, wanneer die betrokke state opgestel word.

7.23 AFWYKING VAN VOORGESKREWE VERKRYGINGPROSEDURES: DRINGENDE HERSTELWERK AAN GEVANDALISEERDE TELEMETRIE TOERUSTING BY DIE CHATSWORTH RESERVOIRS (8/1/B/2)

Die doel van die telemetrie toerusting is om die watervlakke van die reservoirs te monitor vir die bedryf van die aanjaagpompe. Indien die stelsel nie ten volle funksioneer nie, kan dit beteken dat water nie aan die reservoirs voorsien word nie.

BESLUIT

- (a) Dat kennis geneem word van die afwyking van die voorgeskrewe verkrygingsprosedures ingevolge paragraaf 36 van die Voorsieningkanaalbestuursbeleid;
- (b) Dat kennis geneem word van die aksie van die Munisipale Bestuurder om die herstelwerk aan die telemetriestelsel by die Chatsworth Reservoirs deur Spectrum Communications ten bedrae van R47 377.29 (BTW uitgesluit) goed te keur;
- (c) Dat die redes vir die afwyking van die voorgeskrewe verkrygingsprosedures as volg aangeteken word:
 - (i) Die telemetriestelsel wat die vlakke van die reservoirs monitor en die af- en aanskakel van die aanjaagpompe beheer was, weens vandalisme, buite werking;
 - (ii) Indien die toerusting buite werking gelaat word sal die watervoorsiening aan die reservoirs gestaak word en herstelwerk is gevolglike as 'n noodgeval hanteer;
- (d) Dat die uitgawe ten bedrae van R47 377.29 (BTW uitgesluit) teen posnommer 9/249-1143-543 verreken word en dat daar voldoende fondse beskikbaar is;
- (e) Dat die Senior Bestuurder: Finansiële State en Batebestuur in terme van die Voorsieningkanaalbestuursbeleid opdrag gegee word om bovermelde redes as nota by die finansiële state in te sluit, wanneer die betrokke state opgestel word.

(GET) J H CLEOPHAS
UITVOERENDE BURGEMEESTER

7.22/...

- (b) That cognizance be taken that the Municipal Manager has approved the repairs of the Nissan LDV, CK 43887 for the amount of R 32 519.14 excluding VAT by Nissan Malmesbury;
- (c) That cognizance be taken that in terms of paragraph 2(6)(d) of the SCM Policy a formal tender process was not followed as Nissan Malmesbury is the support agent for Nissan Vehicles;
- (d) That the expenditure will be allocated to m-SCOA Code: 9/2-52-5 and that there is sufficient funding available for the quoted amount of R 32 519.14 excluding VAT;
- (e) That the Senior Manager: Financial Statements and Asset Management be instructed to include the above reason as a note to the financial statements, when compiled.

7.23 DEVIATION FROM PRESCRIBED PROCUREMENT PROCEDURES: URGENT REPAIRS TO VANDALIZED TELEMETRY EQUIPMENT AT THE CHATSWORTH RESERVOIRS (8/1/B/2)

The purpose of the telemetry equipment is to monitor the water levels of the reservoirs for the operation of the booster pumps. If the system does not function fully, it could mean that water is not supplied to the reservoirs.

RESOLUTION

- (a) That cognizance be taken of the deviation from the prescribed procurement procedures in terms of Section 36 of the Supply Chain Management Policy;
- (b) That it be noted and the action of the Municipal Manager be condoned with regard to the repairs of the telemetry system at the Chatsworth reservoirs by Spectrum Communications for the amount of R 47,377.29 (excluding VAT);
- (c) That the reason for the deviation from the prescribed procurement process be recorded as follows:
 - (i) The telemetry system which controls the level of the reservoirs through the switching of booster pumps was not operational following an incident of vandalism;
 - (ii) If left out of service, water supply to the reservoirs would fail and repairs therefore had to be done as an emergency;
- (d) That it be noted that the expenditure was allocated mSCOA Code: 9/249-1143-543 and that there is sufficient funding available for the quoted amount of R 47,377.29 (excluding VAT);
- (e) That the Senior Manager: Financial Statements and Asset Management be instructed to include the above reason as a note to the financial statements, when compiled.

(SIGNED) J H CLEOPHAS
EXECUTIVE MAYOR



NOTULE VAN 'N VERGADERING VAN DIE MUNISIPALE BESTUUR-, ADMINISTRASIE EN FINANSIES PORTEFEULJEKOMITEE VAN DIE SWARTLAND MUNISIPALE RAAD GEHOU OP WOENSDAG, 11 MAART 2026 OM 10:00

TEENWOORDIG:

RAADSLEDE:

Voorsitter, rdl I S le Minnie
Ondervoorsitter, rdl N Smit

Nel, M (rdd) Soldaka, P E
O'Kennedy, E C Van Essen, T (rdh)
Rangasamy, M A (rdh) Vermeulen, G

Die Uitvoerende Burgemeester, rdh J H Cleophas (in ex-officio hoedanigheid)

BEAMPTES:

Munisipale Bestuurder, mnr J J Scholtz
Direkteur: Korporatiewe Dienste, me M S Terblanche
Direkteur: Finansiële Dienste, mnr M A C Bolton
Direkteur: Siviële Ingenieursdienste, mnr L D Zikmann
Direkteur: Elektriese Ingenieursdienste, mnr T Möller
Direkteur: Ontwikkelingsdienste, me J S Krieger
Direkteur: Beskermingsdienste, mnr H C A Witbooi
Komiteebeampte, me S Willemse

1. OPENING/VERLOF TOT AFWESIGHEID

Die voorsitter verwelkom lede en versoek rdl G E White om te open met gebed.

Verlof tot afwesigheid word verleen aan rdle A K Warnick, D C Pypers en B J Penxa.

2. NOTULE

2.1 NOTULE VAN 'N PORTEFEULJEKOMITEEVERGADERING (MUNISIPALE BESTUUR-, ADMINISTRASIE- EN FINANSIESKOMITEE) GEHOU OP 11 FEBRUARIE 2026

BESLUIT

(op voorstel van rdd M Nel, gesekondeer deur rdh T van Essen)

Dat die notule van die Portefeuljekomiteevergadering (Munisipale Bestuur-, Administrasie- en Finansies) gehou op 11 Februarie 2026 goedgekeur word.

3. AFVAARDIGINGS/VOORLEGGINGS/MEDEDELINGS

Geen.

4. SAKE VOORTSPRUITEND UIT NOTULES

Geen.

5. GEDELEGEERDE SAKE M.B.T. MUNISIPALE BESTUURDER

5.1 MAANDVERSLAG: KANTOOR VAN DIE MUNISIPALE BESTUURDER: JANUARIE 2026 (7/1/2/2-7)

Die Munisipale Bestuurder/...



MINUTES OF A MEETING OF THE MUNICIPAL MANAGEMENT, ADMINISTRATION AND FINANCES PORTFOLIO COMMITTEE OF THE SWARTLAND MUNICIPAL COUNCIL HELD ON WEDNESDAY, 11 MARCH 2026 AT 10:00

PRESENT:

COUNCILLORS:

Chairperson, cllr I S le Minnie
Deputy Chairperson, cllr N Smit

Nel, M (ald) Soldaka, P E
O'Kennedy, E C Van Essen, T (ald)
Rangasamy, M A (ald) Vermeulen, G

The Executive Mayor, ald J H Cleophas (ex-officio)

OFFICIALS:

Municipal Manager, mr J J Scholtz
Director: Corporate Services, ms M S Terblanche
Director: Financial Services, mr M A C Bolton
Director: Civil Engineering Services, mr L D Zikmann
Director: Electrical Engineering Services, mr T Möller
Director: Development Services, ms J S Krieger
Director: Protection Services, mr H C A Witbooi
Committee Officer, ms S Willemse

1. OPENING/APOLOGIES

The chairperson welcomed members and requested cllr G E White to open the meeting with a prayer.

Apologetics received from cllrs A K Warnick, D C Pypers and B J Penxa.

2. MINUTES

2.1 MINUTES OF A PORTFOLIO COMMITTEE MEETING (MUNICIPAL MANAGEMENT, ADMINISTRATION AND FINANCES COMMITTEE) HELD ON 11 FEBRUARY 2026

RESOLUTION

(proposed by ald M Nel, seconded by ald T van Essen)

That the minutes of a Portfolio Committee Meeting (Municipal Management, Administration and Finances Committee) held on 11 February 2026 are approved.

3. SUBMISSIONS/DEPUTATIONS/COMMUNICATIONS

None.

4. MATTERS ARISING FROM THE MINUTES

None.

5. DELEGATED MATTERS IN RESPECT OF MUNICIPAL MANAGER

5.1 MONTHLY REPORT: OFFICE OF THE MUNICIPAL MANAGER, JANUARY 2026 (7/1/2/2-7)

The Municipal Manager/...

5.1/...

Die Munisipale Bestuurder lig twee items uit die verslag en dui aan dat klein kapitaaluitgawe-toekennings van R12 000 vir die Munisipale Bestuurder se departement en R12 000 vir die burgemeesterskomitee deur voorsieningskanaalbestuur verwerk word.

Rdh T van Essen opper verskeie navrae rakende die SDBIP-verslag. 'n Bekommernis is uitgespreek oor inskrywings wat as "not required" of "non-applicable" gemerk is. Die Munisipale Bestuurder bevestig dat dit 'n stelsel-fout is wat in daaropvolgende verslae reggestel sal word. Rdh T van Essen noem ook dat dit moeilik is om die algehele vordering van projekte na te spoor. Die Munisipale Bestuurder erken die probleem en dui aan dat opsies ondersoek sal word om hierdie inligting te konsolideer vir beter duidelikheid.

'n Verdere vraag is deur Rdh T van Essen geopper rakende projek P92145, 'n bedrag van R3.644 miljoen vir die beveiliging van waterinfrastruktuur. Die Direkteur: Siviele Ingenieursdienste verduidelik dat hierdie fondse, ontvang deur die *Water Services Infrastructure Grant (WSIG)*, aangewend word vir die oprigting van sekuriteitsheininge by verskeie reservoars.

BESLUIT

(op voorstel van rdl N Smit, gesekondeer deur rdd M Nel)

Dat kennis geneem word van die maandverslag van die Munisipale Bestuurder vir Januarie 2026.

6. SAKE VIR AANBEVELINGS AAN DIE UITVOERENDE BURGEMEESTER

Geen.

7. GEDELEGEERDE SAKE M.B.T. ADMINISTRASIE**7.1 MAANDVERSLAG: DIREKTORAAT KORPORATIEWE DIENSTE, JANUARIE 2026 (7/1/22-1)**

Die Direkteur: Korporatiewe Dienste lê die verslag voor en dui aan dat daar geen spesifieke items is om verder toe te lig nie. Sy noem dat, op versoek van die Uitvoerende Burgemeester, twee addisionele verslae tydens 'n toekomstige vergadering voorgelê sal word: die evalueringsverslag van die vorige jaar se Sondeza-kamp en 'n verslag oor die Julie-interaksie met Duitsland.

BESLUIT

(op voorstel van rdl N Smit, gesekondeer deur rdd M Nel)

Dat kennis geneem word van die maandverslag van die Direkoraat Korporatiewe Dienste vir Januarie 2026.

8. SAKE VIR AANBEVELINGS AAN DIE UITVOERENDE BURGEMEESTER

Geen.

9. GEDELEGEERDE SAKE M.B.T. FINANSIES**9.1 MAANDVERSLAG: DIREKTORAAT FINANSIËLE DIENSTE: JANUARIE 2026 (7/1/22-2)**

Die Direkteur: Finansiële Dienste lê die finansiële verslag voor en lig sleutelprestasie-aanwysers uit. 'n Vroeë vereffening van twee uitstaande lenings het 'n besparing van ongeveer R8 miljoen in rente tot gevolg gehad. Kapitaaluitgawes vir Januarie was op 40%, wat effens agter die teikens is wat in die SDBIP gestel is. Die skuldenaarvorderingskoers bly net bo die 95%-maatstaf.

Rdh T van Essen spreek kommer uit oor die 40% kapitaaluitgawekoers en 'n uitstaande bedrag wat deur twee amptenare verskuldig is. In reaksie hierop dui die Direkteur: Finansiële Dienste aan dat die kapitaaluitgaweprestasie deur die Munisipale Bestuurder met die betrokke direkteure aangespreek sal word. Rakende personeel-agterstallighede is verduidelik dat wetgewing nie toelaat dat aftrekkings van salarisse gemaak word sonder ondertekende toestemming van die betrokke individu nie.

5.1/...

The Municipal Manager highlighted two items from the report and indicated that small capital expenditure allocations of R12,000 for the Municipal Manager's department and R12,000 for the Mayoral Committee are being processed through Supply Chain Management.

Ald T van Essen raised several queries regarding the SDBIP report. Concern is expressed about entries marked as "not required" or "non-applicable." The Municipal Manager confirmed that this is a system error that will be corrected in subsequent reports. Ald T van Essen also stated that it is difficult to track the overall progress of projects. The Municipal Manager acknowledged the issue and indicated that options will be explored to consolidate this information for better clarity.

A further question is raised by ald T van Essen regarding project P92145, an amount of R3.644 million for the securing of water infrastructure. The Director: Civil Engineering Services explained that these funds, received through the Water Services Infrastructure Grant (WSIG), are being used for the construction of security fencing at various reservoirs.

RESOLUTION

(proposed by cllr N Smit, seconded by ald M Nel)

That cognisance be taken of the monthly report of the Office of the Municipal Manager for January 2026.

6. MATTERS FOR RECOMMENDATION TO THE EXECUTIVE MAYOR

None.

7. DELEGATED MATTERS IN RESPECT OF ADMINISTRATION**7.1 MONTHLY REPORT: DIRECTORATE CORPORATE SERVICES, JANUARY 2026 (7/1/22-1)**

The Director: Corporate Services presented the report and indicated that there are no specific items requiring further elaboration. She stated that, at the request of the Executive Mayor, two additional reports will be submitted at a future meeting: the evaluation report of last year's Sondeza Camp and a report on the July engagement with Germany.

RESOLUTION

(proposed by cllr N Smit, seconded by ald M Nel)

That cognisance be taken of the monthly report of the Directorate Corporate Services for January 2026.

8. MATTERS FOR RECOMMENDATION TO THE EXECUTIVE MAYOR

None.

9. DELEGATED MATTERS IN RESPECT OF FINANCES**9.1 MONTHLY REPORT: DIRECTORATE FINANCIAL SERVICES, JANUARY 2026 (7/1/22-2)**

The Director: Financial Services presented the financial report and highlighted key performance indicators. The early settlement of two outstanding loans resulted in a saving of approximately R8 million in interest. Capital expenditure for January stood at 40%, which is slightly behind the targets set in the SDBIP. The debtor collection rate remains just above the 95% benchmark.

Ald T van Essen expressed concern about the 40% capital expenditure rate and an outstanding amount owed by two officials. In response, the Director: Financial Services indicated that the capital expenditure performance will be addressed by the Municipal Manager with the relevant directors. Regarding staff arrears, it was explained that

3

9.1/...

BESLUIT

(op voorstel van rdl N Smit, gesekondeer deur rdd M Nel)

Dat kennis geneem word van die maandverslag van die Direkoraat Finansiële Dienste vir Januarie 2026.

10. SAKE VIR AANBEVELINGS AAN DIE UITVOERENDE BURGEMEESTER

Geen.

(GET) RDL I S LE MINNIE
VOORSITTER

3

9.1/...

legislation does not permit deductions from salaries without the signed consent of the individual concerned.

RESOLUTION

(proposed by cllr N Smit, seconded by ald M Nel)

That cognisance be taken of the monthly report of the Director Financial Services for January 2026.

10. MATTERS FOR RECOMMENDATION TO THE EXECUTIVE MAYOR

None

(SGD) CLLR I S LE MINNIE
CHAIRPERSON



NOTULE VAN 'N VERGADERING VAN DIE SIVIELE- EN ELEKTRIESE DIENSTE PORTEFEULJEKOMITEE VAN DIE SWARTLAND MUNISIPALE RAAD GEHOU OP WOENSDAG, 11 MAART 2026 OM 10:22

TEENWOORDIG:

RAADSLEDE:

Voorsitter, rdl R J Jooste
Ondervoorsitter, rdh T van Essen

Fortuin, C	Pieters, C
Gaika, M F	Smit, N
Nel, M (rdd)	Williams, A M
O'Kennedy, E C	

Die Uitvoerende Burgemeester, rdh J H Cleophas (in ex-officio hoedanigheid)

BEAMPTES:

Munisipale Bestuurder, mnr J J Scholtz
Direkteur: Korporatiewe Dienste, me M S Terblanche
Direkteur: Finansiële Dienste, mnr M A C Bolton
Direkteur: Siviele Ingenieursdienste, mnr L D Zikmann
Direkteur: Elektriese Ingenieursdienste, mnr T Möller
Direkteur: Ontwikkelingsdienste, me J S Krieger
Direkteur: Beskermingsdienste, mnr H C A Witbooi
Komiteebeampte, me S Willemse

1. OPENING/VERLOF TOT AFWESIGHEID

Die voorsitter verwelkom lede.

Verlof tot afwesigheid word verleen aan rdle D G Bess en A K Warnick.

2. NOTULE

2.1 NOTULES VAN 'N PORTEFEULJEKOMITEEVERGADERING (SIVIELE- EN ELEKTRIESE DIENSTEKOMITEE) GEHOU OP 11 FEBRUARIE 2026

BESLUIT

(op voorstel van rdl N Smit, gesekondeer deur rdl A M Williams)

Dat die notule van die Portefeuljekomiteevergadering (Siviele- en Elektriese Dienste) gehou op 11 Februarie 2026 goedgekeur word.

3. AFVAARDIGINGS/VOORLEGGINGS/MEDEDELINGS

Geen.

4. SAKE VOORTSPRUITEND UIT NOTULES

Geen.

5. GEDELEGEERDE SAKE

5.1. MAANDVERSLAG: JANUARIE 2026



MINUTES OF A MEETING OF THE CIVIL AND ELECTRICAL ENGINEERING SERVICES PORTFOLIO COMMITTEE OF THE SWARTLAND MUNICIPAL COUNCIL HELD ON WEDNESDAY, 11 MARCH 2026 AT 10:22

PRESENT:

COUNCILLORS:

Chairperson, cllr R J Jooste
Deputy Chairperson, ald T van Essen

Fortuin, C	Pieters, C
Gaika, M F	Smit, N
Nel, M (ald)	Williams, A M
O'Kennedy, E C	

The Executive Mayor, ald J H Cleophas (ex-officio)

OFFICIALS:

Municipal Manager, mr J J Scholtz
Director: Corporate Services, ms M S Terblanche
Director: Financial Services, mr M A C Bolton
Director: Civil Engineering Services, mr L D Zikmann
Director: Electrical Engineering Services, mr T Möller
Director: Development Services, ms J S Krieger
Director: Protection Services, mr H C A Witbooi
Committee Officer, ms S Willemse

1. OPENING/APOLOGIES

The chairperson welcomed everyone.

Apologies received from cllrs D G Bess and A K Warnick.

2. MINUTES

2.1 MINUTES OF A PORTFOLIO COMMITTEE MEETING (CIVIL AND ELECTRICAL SERVICES COMMITTEE) HELD ON 11 FEBRUARY 2026

RESOLUTION

(proposed by cllr N Smit, seconded by cllr A M Williams)

That the minutes of a Portfolio Committee Meeting (Civil and Electrical Services) held on 11 February 2026 are approved.

3. SUBMISSIONS/DEPUTATIONS/COMMUNICATIONS

None.

4. MATTERS ARISING FROM THE MINUTES

None.

5. DELEGATED MATTERS

5.1. MONTHLY REPORT: JANUARY 2026

5.1.1 SIVIELE INGENIEURSDIENSTE

Die Direkteur: Siviele Ingenieursdienste lê die verslag voor en meld dat damvlakke in die Wes-Kaapse Watervoorsieningstelsel op 54% staan, vergeleke met 71% in die vorige jaar. Besprekings oor moontlike waterbeperkings word verwag tydens die komende *Water Supply System* Forum-vergadering. Ten spyte van oproepe tot waterbesparing, het grootmaatwaterverbruik vanaf November 2025 tot Januarie 2026 'n toename van 5% getoon in vergelyking met die vorige jaar.

Rdl E C O'Kennedy spreek kommer uit oor die stortingsterrein en verwys na probleme met kriminele aktiwiteite en bende-erwante konflik. Die Munisipale Bestuurder reageer deur 'n strategie uiteen te sit om die situasie aan te spreek. Dit sluit in die voortgesette bou van 'n 2.8 meter hoë muur, die verkryging van 'n hofinterdik om die terrein en 'n omliggende buffersone van 100–200 meter teen die einde van April te ontruim, asook die uitreiking van 'n nuwe tender vir 'n diensverskaffer wat vereistes vir sekuriteit en toegangsbeheer sal insluit.

'n Verdere navraag is deur rdh T van Essen geopper rakende die Darling Afvalwaterbehandelingswerke en die moontlike gesondheidsrisiko's van die gebruik van die uitvloeiende vir besproeiing. Die Direkteur: Siviele Ingenieursdienste verduidelik dat hoewel die aanleg sy organiese ladingkapasiteit met 116% oorskry het en vir 'n meerjarige opgradering geskeduleer is, die uitvloeiende gedurende die verslagmaand aan mikrobiologiese standaarde vir veilige besproeiing voldoen het.

Rdl M F Gaika bevraagteken 'n KPI op bladsy 81 waar die jaarlikse teiken as nul aangedui is, ten spyte daarvan dat vordering gerapporteer is, en waar geen prestasiekommentaar ingesluit is nie. Die Direkteur: Siviele Ingenieursdienste en die Munisipale Bestuurder verduidelik dat dit 'n jaarlikse teiken is wat aan die einde van die finansiële jaar gemeet word, en dat tussentydse vorderingsdata op bladsy 105 van die verslag beskikbaar is of direk by die departement aangevra kan word.

Positiewe terugvoer is deur rdl C Fortuin gegee oor 'n drastiese afname in rioolverstopings in Moorreesburg. Die Uitvoerende Burgemeester komplimenteer verbeteringe in die tuinbou-afdeling, maar noem ook probleme met nuwe begraaftaaisheininge wat gesny word en boontakke wat agtergelaat word nadat bome afgekap is.

BESLUIT

(op voorstel van rdh T van Essen, gesekondeer deur rdl E C O'Kennedy)

Dat kennis geneem word van die inhoud van die maandverslag van die Direkoraat: Siviele Ingenieursdienste vir Januarie 2026.

5.1.2 ELEKTRIESE INGENIEURSDIENSTE

Die Direkteur: Elektriese Ingenieursdienste lê die verslag voor en verskeie operasionele voorvalle uiteengesit. Dit sluit in 'n Eskom-transformatorfout by die Malmesbury-substasie, vandalisme en koperdiefstal by die Klipfontein-substasie, asook vandalisme van batterylaaiers by die munisipaliteit se substasie.

'n Hersiene begrotingskwotasie vir die Yzerfontein-opgradering van Eskom is ontvang. NERSA het ook die jaarlikse tariefverhoging aangekondig, met 'n gemiddelde verhoging van 9.01% vir munisipaliteite. Weens strukturele veranderinge in kapasiteitsheffings word die effektiewe verhoging vir die munisipaliteit egter op ongeveer 9.12% beraam.

BESLUIT

(op voorstel van rdh T van Essen, gesekondeer deur rdl E C O'Kennedy)

Dat kennis geneem word van die maandverslag van die Direkoraat Elektriese Ingenieursdienste vir Januarie 2026.

5.1.1 CIVIL ENGINEERING SERVICES

The Director: Civil Engineering Services presented the report and stated that dam levels in the Western Cape Water Supply System are at 54%, compared to 71% in the previous year. Discussions on possible water restrictions are expected at the upcoming Water Supply System Forum meeting. Despite calls for water conservation, bulk water consumption from November 2025 to January 2026 showed an increase of 5% compared to the previous year.

Clr E C O'Kennedy expressed concern about the landfill site and referred to issues with criminal activities and gang-related conflict. The Municipal Manager responded by outlining a strategy to address the situation. This includes the continued construction of a 2.8-metre-high wall, obtaining a court interdict to clear the site and a surrounding buffer zone of 100–200 metres by the end of April, as well as issuing a new tender for a service provider that will include requirements for security and access control.

A further query was raised by ald T van Essen regarding the Darling Wastewater Treatment Works and the potential health risks of using the effluent for irrigation. The Director: Civil Engineering Services explained that although the plant exceeded its organic loading capacity by 116% and is scheduled for a multi-year upgrade, the effluent met microbiological standards for safe irrigation during the reporting month.

Clr M F Gaika questioned a KPI on page 81 where the annual target is indicated as zero, despite progress being reported, and where no performance commentary is included. The Director: Civil Engineering Services and the Municipal Manager explained that this is an annual target measured at the end of the financial year, and that interim progress data is available on page 105 of the report or can be requested directly from the department.

Positive feedback was given by clr C Fortuin regarding a drastic decrease in sewer blockages in Moorreesburg. The Executive Mayor complimented improvements in the horticulture division but also mentioned problems with newly installed cemetery fencing being cut and tree branches being left behind after trees are felled.

RESOLVED

(proposed by ald T van Essen, seconded by clr E C O'Kennedy)

That cognisance be taken of the monthly report of the Directorate Civil Engineering Services for January 2026.

5.1.2 ELECTRICAL ENGINEERING SERVICES

The Director: Electrical Engineering Services presented the report and outlined several operational incidents. These include an Eskom transformer failure at the Malmesbury substation, vandalism and copper theft at the Klipfontein substation, as well as vandalism of battery chargers at the municipality's substation.

A revised budget quotation for the Yzerfontein upgrade from Eskom has been received. NERSA has also announced the annual tariff increase, with an average increase of 9.01% for municipalities. Due to structural changes in capacity charges, the effective increase for the municipality is estimated at approximately 9.12%.

RESOLUTION

(proposed ald T van Essen, seconded by clr E C O'Kennedy)

That cognisance be taken of the monthly report of the Directorate: Electrical Engineering Services for January 2026.

3

6. SAKE VIR AANBEVELINGS AAN DIE UITVOERENDE BURGEMEESTER

Geen.

(GET) RDL R J JOOSTE
VOORSITTER

3

6. MATTERS FOR RECOMMENDATION TO THE EXECUTIVE MAYOR

None.

(SGD) CLLR R J JOOSTE
CHAIRPERSON



NOTULE VAN 'N VERGADERING VAN DIE ONTWIKKELINGSDIENSTE PORTEFEULJEKOMITEE VAN DIE SWARTLAND MUNISIPALE RAAD GEHOU OP WOENSDAG, 11 MAART 2026 OM 11:00

TEENWOORDIG:

RAADSLEDE:

Voorsitter, rdl G Vermeulen

De Beer, J M (rd) Rangasamy, M A (rdh)
Le Minnie, I S Smit, N
Ngozi, M Soldaka, P E

Die Uitvoerende Burgemeester, rdh J H Cleophas (in ex-officio hoedanigheid)

BEAMPTES:

Munisipale Bestuurder, mnr J J Scholtz
Direkteur: Korporatiewe Dienste, me M S Terblanche
Direkteur: Finansiële Dienste, mnr M A C Bolton
Direkteur: Siviele Ingenieursdienste, mnr L D Zikmann
Direkteur: Elektriese Ingenieursdienste, mnr T Möller
Direkteur: Ontwikkelingsdienste, me J S Krieger
Direkteur: Beskermingsdienste, mnr H C A Witbooi
Komiteebeampte, me S Willemse

1. OPENING/VERLOF TOT AFWESIGHEID

Die voorsitter verwelkom lede.

Verlof tot afwesigheid word verleen aan rdl D G Bess, D C Pypers en A M Booysen.

2. NOTULE

2.1 NOTULES VAN 'N PORTEFEULJEKOMITEEVERGADERING (ONTWIKKELINGSDIENSTE) GEHOU OP 11 FEBRUARIE 2026

BESLUIT

(op voorstel van rdh M A Rangasamy, gesekondeer deur rdl N Smit)

Dat die notule van die Portefeuljekomiteevergadering (Ontwikkelingsdienste) gehou op 11 Februarie 2026 goedgekeur word.

3. AFVAARDIGINGS/VOORLEGGINGS/MEDEDELINGS

Geen.

4. SAKE VOORTSPRUITEND UIT NOTULES

Geen.

5. GEDELEGEERDE SAKE

5.1 MAANDVERSLAG: JANUARIE 2026

Die Direkteur: Ontwikkelingsdienste lê die maandelikse verslag vir Januarie 2026 voor. Departementele kapitaalbesteding staan tans op 42.74% en hou hoofsaaklik verband met dienspersoneel vir drie behuisingprojekte in Moorreesburg, Malmesbury en Darling. Bedryfspandering is op 52%, wat die topstrukture (huisbou) dek. Daar word verwag dat die spanderingsyfers teen die einde van Maart aansienlik beter sal lyk.



MINUTES OF A MEETING OF THE DEVELOPMENT SERVICES PORTFOLIO COMMITTEE OF THE SWARTLAND MUNICIPAL COUNCIL HELD ON WEDNESDAY, 11 MARCH 2026 AT 11:00

PRESENT:

COUNCILLORS:

Chairperson, cllr G Vermeulen

De Beer, J M (ald) Rangasamy, M A (ald)
Le Minnie, I S Smit, N
Ngozi, M Soldaka, P E

The Executive Mayor, ald J H Cleophas (ex-officio)

OFFICIALS:

Municipal Manager, mr J J Scholtz
Director: Corporate Services, ms M S Terblanche
Director: Financial Services, mr M A C Bolton
Director: Civil Engineering Services, mr L D Zikmann
Director: Electrical Engineering Services, mr T Möller
Director: Development Services, ms J S Krieger
Director: Protection Services, mr H C A Witbooi
Committee Officer, ms S Willemse

1. OPENING/APOLOGIES

The chairperson welcomed members.

Apologies received from cllrs D G Bess, D C Pypers and A M Booysen.

2. MINUTES

2.1 MINUTES OF A PORTFOLIO COMMITTEE MEETING (DEVELOPMENT SERVICES) HELD ON 11 FEBRUARY 2026

RESOLUTION

(proposed by ald M A Rangasamy, seconded by cllr N Smit)

That the minutes of a Portfolio Committee Meeting (Development Services) held on 11 February 2026 are approved.

3. SUBMISSIONS/DEPUTATIONS/COMMUNICATIONS

None.

4. MATTERS ARISING FROM THE MINUTES

None.

5. DELEGATED MATTERS

5.1 MONTHLY REPORT: JANUARY 2026

The Director: Development Services presented the monthly report for January 2026. Departmental capital expenditure currently stands at 42.74% and mainly relates to service sites for three housing projects in Moorreesburg, Malmesbury and Darling. Operational expenditure is at 52%, which covers the top structures (house construction). It is expected that the expenditure figures will look significantly better by the end of March.

5.1/...

'n Opdatering oor die vordering van behuisingsprojekte word gegee. Daar word genoem dat oorhandigings van huise na Donderdae verskuif is om enige probleme met nutsaansluitings beter te bestuur en naweekvertraginge te vermy.

Rakende die Kalbaskraal sosio-ekonomiese fasiliteit noem Die Direkteur: Ontwikkelingsdienste dat die projek uitdagings ondervind, insluitend werkersgeskille, vandalisme en diefstal. Die kontrakteur is van buite die provinsie en projekbestuurders plaas druk op hulle om te verseker dat die projek teen die einde van Junie voltooi word.

Rdl IS le Minnie doen navraag oor die Bloekombos-ontwikkeling wat op sosiale media gesien is. Die Munisipale Bestuurder verduidelik dat, ná 'n openbare deelnameproses, die plan verander is na 'n gefaseerde benadering. Dit sal die gebied wat as die "Malmesbury Forest" bekend staan vir ten minste die volgende tien tot vyftien jaar bewaar, met slegs 'n baie klein gedeelte wat in die nabye toekoms deur die ontwikkeling geraak sal word. Die formele verslag oor hierdie aangeleentheid sal in die notule van die Munisipale Beplanningstribunaal opgeneem en aan die raad voorgeleë word. Hy het ook bevestig dat die verslag aan die raadslid beskikbaar gestel sal word.

Rdl M Ngozi opper verskeie bekommernisse. Eerstens is 'n vermeende wanbalans in die behuisingstoekenningsproses genoem. Die Direkteur: Ontwikkelingsdienste verduidelik dat die seleksie van begunstigdes streng deur nasionale kriteria gereguleer word, met die datum van aansoek as die primêre faktor, en dat dit nie op ras of ander groeperings gebaseer is nie. Tweedens bevrage teken rdl M Ngozi die herbou van huise in Arendstraat sonder die wete van die wyksraadslid. Die Direkteur: Ontwikkelingsdienste verduidelik dat hierdie drie huise in 'n ramp vernietig is en dat die befonsing vir herbou van die Departement van Infrastruktuur verkry is, en nie as 'n maatskaplike verantwoordelikeheidsprojek deur die kontrakteur, ASLA, nie. Derdens noem rdl M Ngozi dat die behuisingkantoor alle inwoners wat navraag doen oor die waglys na die Wesbank-kantoor verwys, wat opeenhoping veroorsaak. Die Direkteur: Ontwikkelingsdienste noem dat dit opgevolg sal word om te verseker dat slegs persone wat genooi is om vir subsidies aansoek te doen, daarheen verwys word.

Rdl M Ngozi doen ook navraag oor toegang tot Tygerfontein Plaas vir kleinboere en 'n voorval word genoem waar individue toegang geweier is. Die Direkteur: Ontwikkelingsdienste noem dat die Departement van Landelike Ontwikkeling, wat die plaas aangekoop het, die toegangsgeskil deur sy regsplan hanteer.

'n Bespreking oor korporatiewe maatskaplike verantwoordelikheid ontstaan nadat rdl P E Soldaka vra waarom 'n gemeenskapsversoek aan ASLA deur die munisipale GOP-proses herlei is. Die Munisipale Bestuurder verduidelik dat die munisipaliteit se Geïntegreerde Ontwikkelingsplan (GOP) en Wyksplanne die amptelike rigtinggewende dokumente is vir alle sosiale- en arbeidsplanbydraes van diensverskaffers en mynmaatskappye, om 'n strategiese en ordelike proses te verseker.

BESLUIT

(op voorstel van rdl I S le Minnie, gesecondeer deur rdh M A Rangasamy)

Dat kennis geneem word van die maandverslag van die Direkoraat Ontwikkelingsdienste vir Januarie 2026.

6. VERSLAGDOENING INSAKE GEDELEGEERDE BESLUITNEMING DEUR

6.1 DIE MUNISIPALE BEPLANNINGSTRIBUNAAL

Dat **KENNIS GENEEM** word van die inhoud van die notule van 'n vergadering van die Munisipale Beplanningstribunaal gehou op 11 Februarie 2026.

7. SAKE VIR AANBEVELINGS AAN DIE UITVOERENDE BURGEMEESTER

Geen.

(GET) RDL G VERMEULEN
VOORSITTER

5.1/...

An update on the progress of housing projects was provided. It was noted that handovers of houses have been moved to Thursdays to better manage any issues with utility connections and to avoid weekend delays.

Regarding the Kalbaskraal socio-economic facility, the Director: Development Services mentioned that the project is experiencing challenges, including labour disputes, vandalism and theft. The contractor is from outside the province, and project managers are placing pressure on them to ensure that the project is completed by the end of June.

Cllr IS le Minnie enquired about the Bloekombos development that was seen on social media. The Municipal Manager explained that, following a public participation process, the plan was changed to a phased approach. This will preserve the area known as the "Malmesbury Forest" for at least the next ten to fifteen years, with only a very small portion to be affected by development in the near future. The formal report on this matter will be included in the minutes of the Municipal Planning Tribunal and submitted to Council. He also confirmed that the report will be made available to the councillor.

Cllr M Ngozi raised several concerns. Firstly, an alleged imbalance in the housing allocation process was mentioned. The Director: Development Services explained that the selection of beneficiaries is strictly regulated by national criteria, with the date of application as the primary factor, and that it is not based on race or other groupings. Secondly, cllr M Ngozi questioned the rebuilding of houses in Arend Street without the knowledge of the ward councillor. The Director: Development Services explained that these three houses were destroyed in a disaster and that funding for their reconstruction was obtained from the Department of Infrastructure, and not as a corporate social responsibility project by the contractor, ASLA. Thirdly, cllr M Ngozi mentioned that the housing office refers all residents who enquire about the waiting list to the Wesbank office, which is causing congestion. The Director: Development Services stated that this will be followed up to ensure that only individuals who are invited to apply for subsidies are referred there.

Cllr M Ngozi also enquired about access to Tygerfontein Farm for small-scale farmers, and an incident is mentioned where individuals were denied access. The Director: Development Services stated that the Department of Rural Development, which purchased the farm, is handling the access dispute through its legal team.

A discussion on corporate social responsibility arised after cllr P E Soldaka asked why a community request to ASLA was redirected through the municipal IDP process. The Municipal Manager explained that the municipality's Integrated Development Plan (IDP) and Ward Plans are the official guiding documents for all social and labour plan contributions from service providers and mining companies, to ensure a strategic and orderly process.

RESOLUTION

(proposed by cllr I S le Minnie, seconded by ald M A Rangasamy)

That cognisance be taken of the monthly report of the Directorate Development Services for January 2026.

6. REPORTING REGARDING DELEGATED DECISION MAKING BY

6.1 THE MUNICIPAL PLANNING TRIBUNAL

Cognisance be taken of the minutes of the Municipal Planning Tribunal held on 11 February 2026.

7. MATTERS FOR RECOMMENDATION TO THE EXECUTIVE MAYOR

None

(SGD) CLLR G VERMEULEN
CHAIRPERSON



NOTULE VAN 'N VERGADERING VAN DIE BESKERMINGSDIENSTE PORTEFEULJEKOMITEE VAN DIE SWARTLAND MUNISIPALE RAAD GEHOU OP WOENSDAG, 11 MAART 2026 OM 11:45

TEENWOORDIG:

RAADSLEDE:

Voorsitter, rdd M Nel

De Beer, J M (rdd)	Papier, J R
Fortuin, C	Pieters, C
Jooste, R J	White, G E
Le Minnie, I S	Williams, A M

Die Uitvoerende Burgemeester, rdh J H Cleophas (in ex-officio hoedanigheid)

BEAMPTES:

Munisipale Bestuurder, mnr J J Scholtz
Direkteur: Korporatiewe Dienste, me M S Terblanche
Direkteur: Finansiële Dienste, mnr M A C Bolton
Direkteur: Siviele Ingenieursdienste, mnr L D Zikmann
Direkteur: Elektriese Ingenieursdienste, mnr T Möller
Direkteur: Ontwikkelingsdienste, me J S Krieger
Direkteur: Beskermingsdienste, mnr H C A Witbooi
Komiteebeampte, me S Willemse

1. OPENING/VERLOF TOT AFWESIGHEID

Die voorsitter verwelkom lede.

Verlof tot afwesigheid word verleen aan rdle D G Bess en A K Warnick.

2. NOTULE

2.1 NOTULES VAN 'N PORTEFEULJEKOMITEEVERGADERING (BESKERMINGS-DIENSTE) GEHOU OP 11 FEBRUARIE 2026

BESLUIT

(voorgestel deur rdl A M Williams, gesekondeer deur rdl G E White)

Dat die notule van die Portefeuljekomiteevergadering (Beskermingsdienste) gehou op 11 Februarie 2026 goedgekeur word.

3. AFVAARDIGINGS/VOORLEGGINGS/MEDEDELINGS

Geen.

4. SAKE VOORTSPRUITEND UIT NOTULES

Geen.

5. GEDELEGEERDE SAKE

5.1 MAANDVERSLAG: JANUARIE 2026

- 5.1.1 PRESTASIEVERSLAG
- 5.1.2 VERKEERS- EN WETSTOEPASSINGSDIENSTE
- 5.1.3 BRANDBESTRYDING



MINUTES OF A MEETING OF THE PROTECTION SERVICES PORTFOLIO COMMITTEE OF THE SWARTLAND MUNICIPAL COUNCIL HELD ON WEDNESDAY, 11 MARCH 2026 AT 11:45

PRESENT:

COUNCILLORS:

Chairperson, ald M Nel

De Beer, J M (ald)	Papier, J R
Fortuin, C	Pieters, C
Jooste, R J	White, G E
Le Minnie, I S	Williams, A M

The Executive Mayor, ald J H Cleophas (ex-officio)

OFFICIALS:

Municipal Manager, mr J J Scholtz
Director: Corporate Services, ms M S Terblanche
Director: Financial Services, mr M A C Bolton
Director: Civil Engineering Services, mr L D Zikmann
Director: Electrical Engineering Services, mr T Möller
Director: Development Services, ms J S Krieger
Director: Protection Services, mr H C A Witbooi
Committee Officer, ms S Willemse

1. OPENING/APOLOGIES

The chairperson welcomed members.

Apoloiges received from clrrs D G Bess and A K Warnick.

2. MINUTES

2.1 MINUTES OF A PORTFOLIO COMMITTEE MEETING (PROTECTION SERVICES) HELD ON 11 FEBRUARY 2026

RESOLUTION

(proposed by clr I S le Minnie, seconded by ald J M de Beer)

That the minutes of a Portfolio Committee Meeting (Protection Services) held on 11 February 2026 are approved.

3. SUBMISSIONS/DEPUTATIONS/COMMUNICATIONS

None.

4. MATTERS ARISING FROM THE MINUTES

None.

5. DELEGATED MATTERS

5.1. MONTHLY REPORT: JANUARY 2026

- 5.1.1 PERFORMANCE REPORT
- 5.1.2 TRAFFIC AND LAW ENFORCEMENT SERVICES
- 5.1.3 FIRE FIGHTING

5.1.3/...

Die Direkteur: Beskermingsdienste lê die maandelikse verslag vir Januarie 2026 voor.

Die Direkteur: Beskermingsdienste gee 'n gedetailleerde mondelinge opdatering oor die bek-en-klouseer (BKS) situasie. Daar is een bevestigde positiewe plaas en vier verdagte plase wat wag vir toetsuitslae. Die beheerradius is uitgebrei na 10 kilometer. Hierdie uitbreiding vereis koördinerende met die Stad Kaapstad om nege beheerpunte op 'n 24-uur-basis te bestuur, beman deur Swartland-personeel, die SAPD en Provinsiale Verkeer.

Tot op datum is 21 249 inentings in die Swartland Munisipale gebied toegedien, met 'n verdere 45 000 dosisse wat verwag word. Die huidige prioriteit vir inenting is kommersiële plase weens die ekonomiese risiko, waarna kleinboere bygestaan sal word.

BESLUIT

(op voorstel van rdd J M de Beer, gesekondeer deur rdl A M Williams)

Dat kennis geneem word van die verslae van die onderskeie departemente in die Direktooraat: Beskermingsdienste, nl. Verkeer en Wetstoepassing en Brandbestryding vir Januarie 2026.

6. SAKE VIR AANBEVELINGS AAN DIE UITVOERENDE BURGEMEESTER

Geen.

(GET) RDD M NEL
VOORSITTER

5.1.3/...

The Director: Protection Services presented the monthly report for January 2026.

The Director: Protection Services provided a detailed verbal update on the foot-and-mouth disease (FMD) situation. There is one confirmed positive farm and four suspected farms awaiting test results. The control radius has been extended to 10 kilometres. This expansion requires coordination with the City of Cape Town to manage nine control points on a 24-hour basis, staffed by Swartland personnel, SAPS and Provincial Traffic.

To date, 21,249 vaccinations have been administered in the Swartland Municipal area, with a further 45,000 doses expected. The current vaccination priority is commercial farms due to the economic risk, after which small-scale farmers will be assisted.

RESOLUTION

(on the proposal of ald J M de Beer, seconded by cllr A M Williams)

That notice be taken of the reports of the various sections in the Directorate of Protection Services, namely Traffic and Law Enforcement and Fire Fighting for January 2026.

6. MATTERS FOR RECOMMENDATION TO THE EXECUTIVE MAYOR

None.

(SGD) ALD M NEL
CHAIRPERSON



MINUTES OF A MEETING OF THE BID ADJUDICATION COMMITTEE VIRTUALLE HELD ON MONDAY, 23 MARCH 2026 AT 12:00

PRESENT

Director: Corporate Services, Ms M S Terblanche (chairperson)
Director: Financial Services, Mr M Bolton
Director: Development Services, Ms J S Krieger
Senior Manager: Supply Chain Management, Mr P Swart
Manager: Secretariat and Records Services, Ms N Brand (secretariat)

1. OPENING/APOLOGIES

The chairperson opened the meeting.

The apology received from the Director: Civil Engineering Services, Mr L D Zikmann, be noted.

2. DECLARATION OF INTEREST

RESOLVED that cognisance is taken that no declaration of interests were made.

3. MINUTES

3.1 MINUTES OF A BID ADJUDICATION COMMITTEE MEETING HELD ON 18 FEBRUARY 2026

RESOLUTION

That the minutes of a Bid Adjudication Committee meeting held on 18 February 2026 be approved.

3.2 MINUTES OF A BID ADJUDICATION COMMITTEE MEETING HELD ON 24 FEBRUARY 2026

RESOLUTION

That the minutes of a Bid Adjudication Committee meeting held on 24 February 2026 be approved.

3.3 MINUTES OF A BID EVALUATION COMMITTEE MEETING HELD ON 17 MARCH 2026

That cognisance be taken of a Bid Evaluation Committee meeting held on 12 February 2026.

4. MATTERS FOR CONSIDERATION

4.1 RT15-2021 TRANSVERSAL TENDER: SUPPLY AND DELIVERY OF MOBILE COMMUNICATION SERVICES TO THE STATE FOR THE PERIOD 1 APRIL 2021 TO 31 MARCH 2026 (8/2/2/3)

The Municipality opted to utilise the RT15-2021 Transversal Tender for the supply and delivery of mobile communications services and the tender was awarded to Telkom on 28 March 2025 for a period ending 31 March 2026.

National Treasury circulated a document indicating that the current transversal contract will be extended by another 12 months from 1 April 2026 to 31 March 2027.

4.1/...

RECOMMENDATION¹

- (a) That the current RT15-2021 for the Supply and Delivery of Mobile Communication Services to the State for the period 01 April 2021 to 31 March 2026 (awarded by Swartland Municipality from 28 March 2025 to 31 March 2026 to Telkom SA SOC Ltd) be extended as per circular of the National Treasury's Transversal Term Contract to 31 March 2027;
- (b) That the extension period of the award to Telkom SA SOC Ltd be approved;
- (c) That the expenditure be set off against vote numbers 9/216-1151-1839 (available funds, R189 396) and 9/216-1145-1839 (available funds, R187 975).

**(sgd) M S TERBLANCHE
CHAIRPERSON**

¹ Confirmed by the Municipal Manager on 23 March 2026



**MINUTES OF A MEETING OF THE BID ADJUDICATION COMMITTEE HELD IN THE COMMITTEE ROOM:
CORPORATE SERVICES ON WEDNESDAY, 1 APRIL 2026 AT 12:00**

PRESENT

Director: Corporate Services, Ms M S Terblanche (chairperson)
 Director: Financial Services, Mr M Bolton
 Director: Civil Engineering Services, Mr L D Zikmann
 Director: Development Services, Ms J S Krieger
 Senior Manager: Supply Chain Management, Mr P Swart
 Manager: Secretariat and Records Services, Ms N Brand (secretariat)

1. OPENING/APOLOGIES

The chairperson opened the meeting.

2. DECLARATION OF INTEREST

RESOLVED that cognisance is taken that no declaration of interests were made.

3. MINUTES

3.1 MINUTES OF A BID ADJUDICATION COMMITTEE MEETING HELD ON 23 MARCH 2026

RESOLUTION

That the minutes of a Bid Adjudication Committee meeting held on 23 March 2026 be approved.

3.2 MINUTES OF A BID EVALUATION COMMITTEE MEETING HELD ON 26 MARCH 2026

That cognisance be taken of a Bid Evaluation Committee meeting held on 26 March 2026.

4. MATTERS FOR CONSIDERATION

4.1 TENDER T30/25/26: CONSTRUCTION OF NEW WASHING LINES AT PROTEA- AND WESBANK FLATS (8/2/21)

Tenders were invited for the construction of x9 washing lines of 65 in length at Webank Flats, x1 washing line of 20 m in length and x1 washing line of 10 m in length at the Protea Flats.

At the closing of the tender a total of eight tenders were received of which one tender did not adhere to the tender requirements. The remaining tenders were evaluated in accordance with the 80/20 preferential point system – see table below for the results:

No.	Tenderer	Tender Amount	Preferential Points							Total Points
			Points for Price	Contribution Level	B-BBEE Points	Western Cape		Swartland		
						Yes/No	Points	Yes/No	Points	
1	Teamwork RL	R 54 188.00	80.00	1	10	No	0	No	0	90.00
2	Nkutwala Construction	R 185 150.00	-113.34	1	10	Yes	4	No	0	-99.34
3	Bathuthukiseni Projects	R 214 560.81	-156.77	1	10	No	0	No	0	-146.77
4	Johan Bester Ingenieurswerke BK	R 274 804.09	-245.70	4	5	Yes	4	Yes	6	-230.70
5	Britlow Construction CC	R 335 455.00	-335.25	1	10	Yes	4	Yes	6	-315.25
6	SNG Trading (Pty) Ltd	R 396 877.17	-425.93	1	10	Yes	4	No	0	-411.93
7	Eugene Jansen Solutions	R 457 428.57	-515.32	0	0	Yes	4	No	0	-511.32

4.1/...

- * Teamwork RL - Did not submit valid proof of locality, no points awarded for locality
- * Bathuthukiseni Projects - Did not submit valid proof of locality, no points awarded for locality
- * Eugene Jansen Solutions - Did not submit BBBEE certificate/affidavit, no BBBEE points awarded

RECOMMENDATION¹

- That Tender T30/25/26 for the Construction of New Washing Lines at Protea (x1 washing line of 20 m in length and x1 washing line of 10 m in length) and Wesbank Flats (x9 washing lines of 65 m in length) be awarded to Teamwork RL for the tender amount of R54 188.00 (including VAT) / R47 120.00 (excluding VAT) with a contract period of 30 calendar days;
- That the award of the tender is subject to proof of public liability insurance of R1 million to be provided before construction commences;
- That vote number 9/217-1112-2392 be utilised for the expenditure.

4.2 TENDER T28/25/26: MAINTENANCE OF 11 kV INDOOR SWITCH, MINI-SUBSTATIONS AND RING MAIN UNITS ACROSS THE SWARTLAND MUNICIPAL AREA COVERING THE TOWNS OF MALMESBURY, MOORREESBURG, DARLING AND YZERFONTEIN AND ONGEGUND/RIEBEEK WEST FOR THE PERIOD ENDING 30 JUNE 2027 (8/2/21)

Tenders for maintenance of 11 kV indoor switchgear, mini-substations and ring main units across the Swartland municipal area covering the towns of Malmesbury, Moorreesburg, Darling and Yzerfontein and Ongegund/Riebeeck West were invited by means of advertisement in the printed media and the municipal website.

The tender called for different rates for the maintenance/removal/replacement/installation of various items (Indoor Switch gear, Ring Main Units, Mini-substations) per town. Tenderers were required to provide a tender price for each item to be responsive. The total price was used for evaluation of the various tenders.

A total of six tenders were received at the closing date of which for were responsive and evaluated in accordance with the 80/20 preferential point system – see table below for the results:

TENDERER	TENDER AMOUNT	PREFERENTIAL POINTS					TOTAL POINTS
		POINTS FOR PRICE	CONTR. LEVEL	B-BBEE	LOCATION		
					Western Cape	Swartland Mun.	
AMF International	R589 097.85	80	0*	0		0	80.00
Technoserve Medium Voltage (Pty) Ltd	R784 760.00	53.43	0*	0	4	0	57.43
Ampcor Khanyisa (Pty) Ltd	R1 097 295.50	10.99	2	9	4	0	23.99
Kock & Cronje (Pty) Ltd	R3 183 620.90	-272.34	1	10	4	0	-258.34

- * AMF BBBEE Certificate Expired 4 March 2025 thus no points awarded
- * Technoserve did not submit a BBBEE Certificate/Affidavit and thus no points allocated
- * AMF International - Lease agreement submitted with tender expired 31 January 2024, no points awarded for locality
- * None of the tenderers are located in the Swartland Municipal Area

RECOMMENDATION²

- That tender T28/25/26 for the maintenance of 11 kV indoor switchgear, mini-substations and ring main units across the Swartland municipal area covering the towns of Malmesbury, Moorreesburg, Darling and Yzerfontein and Ongegund/Riebeeck West be awarded to AMF International, in accordance with the rates as per tender submission on an as and when required basis;
- That material and equipment supplied by the supplier, that is required for the maintenance, be compensated at Cost price plus 15% handling fee;
- That expenditure for the 2025/26 and 2026/27 financial years be limited to the funding available;

¹ Confirmed by the Municipal Manager on 1 April 2026

² Confirmed by the Municipal Manager on 1 April 2026

4.2/...

- (d) That the contract be financed by means of vote numbers 9/253-743-1001, 9/117-789-922 and 9/117-787-917.

**(sgd) M S TERBLANCHE
CHAIRPERSON**



Verslag ♦ Ingxelo ♦ Report

Office of the Director: Corporate Services
7 April 2026

4/1/1/2/1
WYK: NVT

ITEM 8.1 OF THE AGENDA OF AN ORDINARY COUNCIL MEETING TO BE HELD ON 30 APRIL 2026

SUBJECT: RECOMMENDATION FOR APPROVAL OF THE ORGANISATIONAL STRUCTURE

1. BACKGROUND

- 1.1 Section 66 of the Municipal Systems Amendment Act, 2011 determines that a process or mechanism must be established to regularly evaluate the staff establishment and, if necessary, review the staff establishment. The organisational structure is therefore reviewed and approved on an annual basis in terms of the financial year. The organisational structure (staff establishment) must be submitted to the municipal council for approval.
- 1.2 The current organisational structure was approved by Council on 29 May 2025 for the period 1 July 2025 to 30 June 2026. No amendments to the organisational structure were recommended for the period 1 July 2026 to 30 June 2027.
- 1.3 The organisational structure is hereby submitted to the Council for noting, and that no changes have been made and in compliance with a statutory requirement.
- 1.4 See the attached Organisational Structure for approval (Annexure A).

2. LEGISLATION

Section 66 of the Local Government: Municipal Systems Act (Act 32 of 2000)
Local Government: Municipal Staff Regulations No's 890 and 891 dated 20 September 2021

3. ALIGNMENT TO THE IDP

In terms of Chapter 7 of the IDP this amendment to the organisational structure is aligned to Strategic Goal 5 – A connected and innovative local government.

4. FINANCIAL IMPLICATION

No amendments are made to the organisational structure, therefore there will be no financial implication.

5. RECOMMENDATION (as considered by the Executive Mayoral Committee on 15 April 2026)

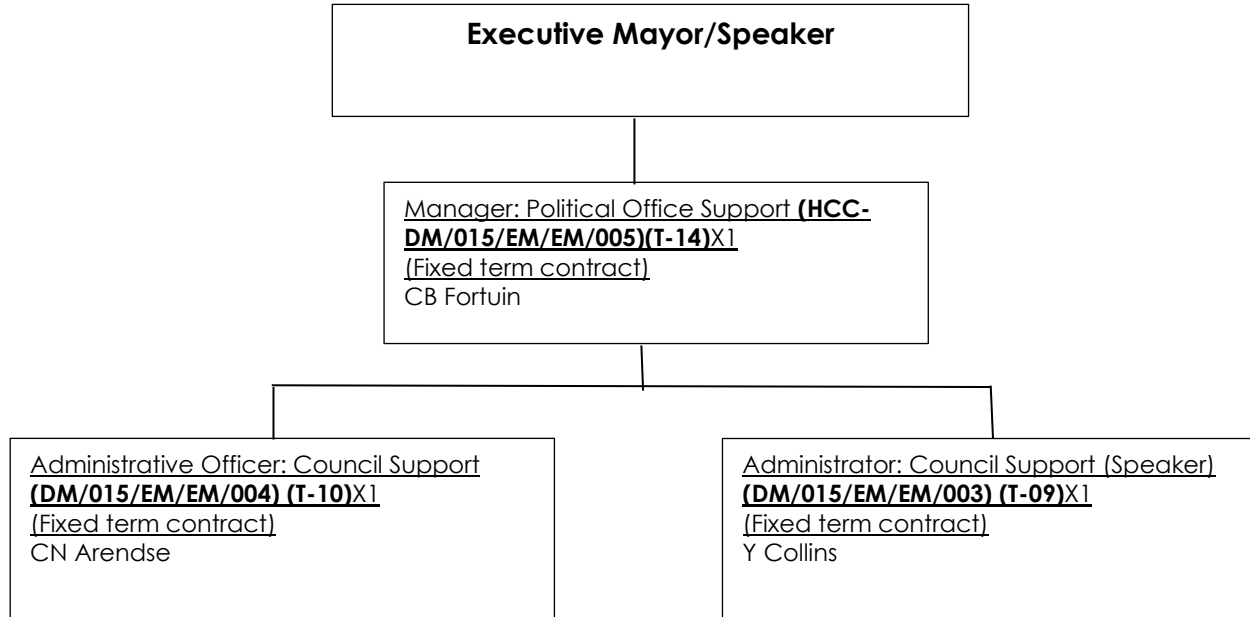
That the Executive Mayoral Committee recommends the noting of the organisational structure to Council and that the fulfilment of the annual reporting requirement be noted.

AANBEVELING (oorweeg tydens 'n vergadering van die Uitvoerende Burgemeesterskomitee gehou op 15 April 2026)

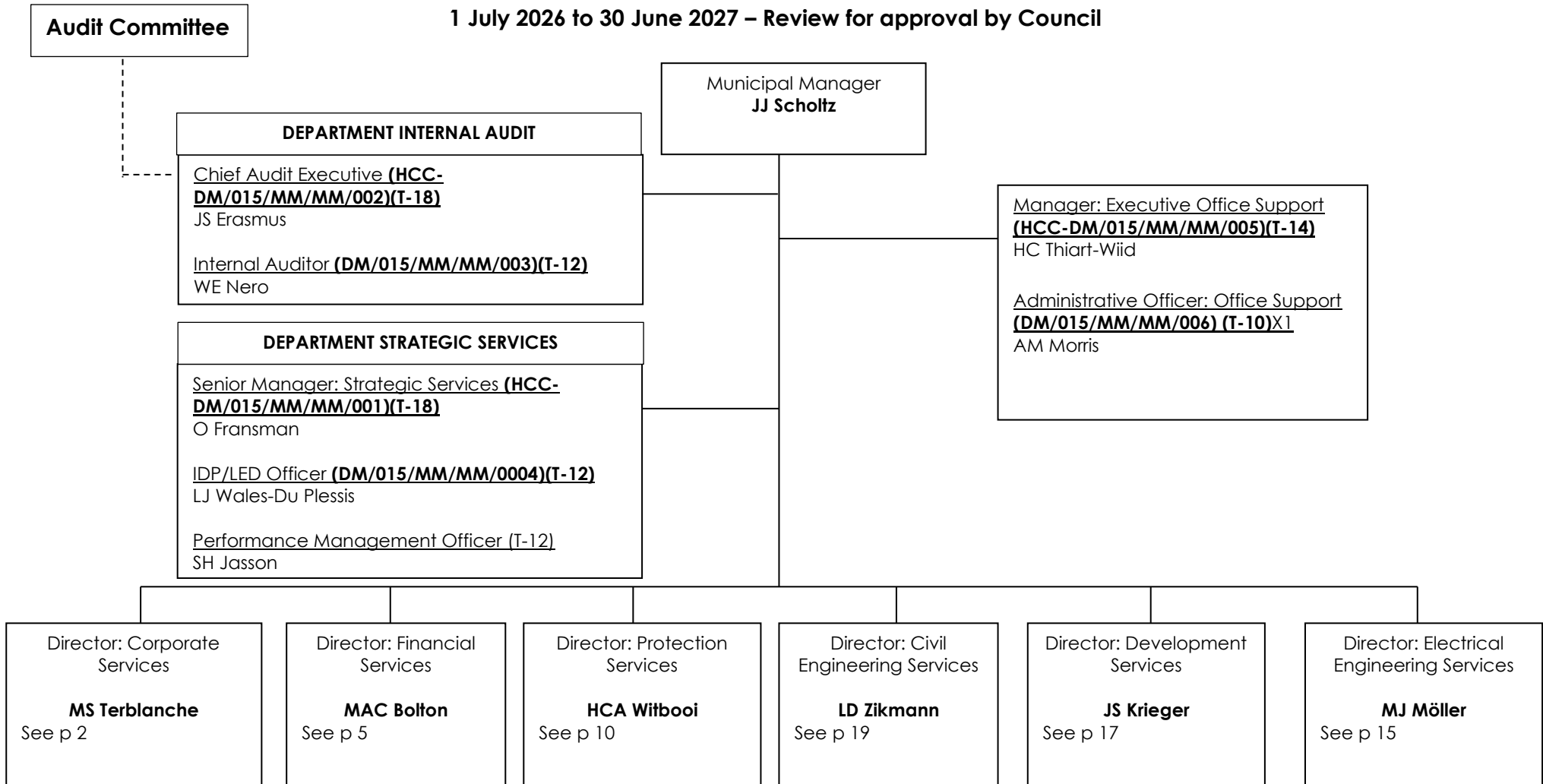
Dat die Uitvoerende Burgemeesterskomitee die organisatoriese struktuur en die rapporteringsvoldoening daarvan, op 'n jaarlikse basis, aan die Raad aanbeveel vir kennisname.

(get) J J Scholtz
MUNICIPAL MANAGER

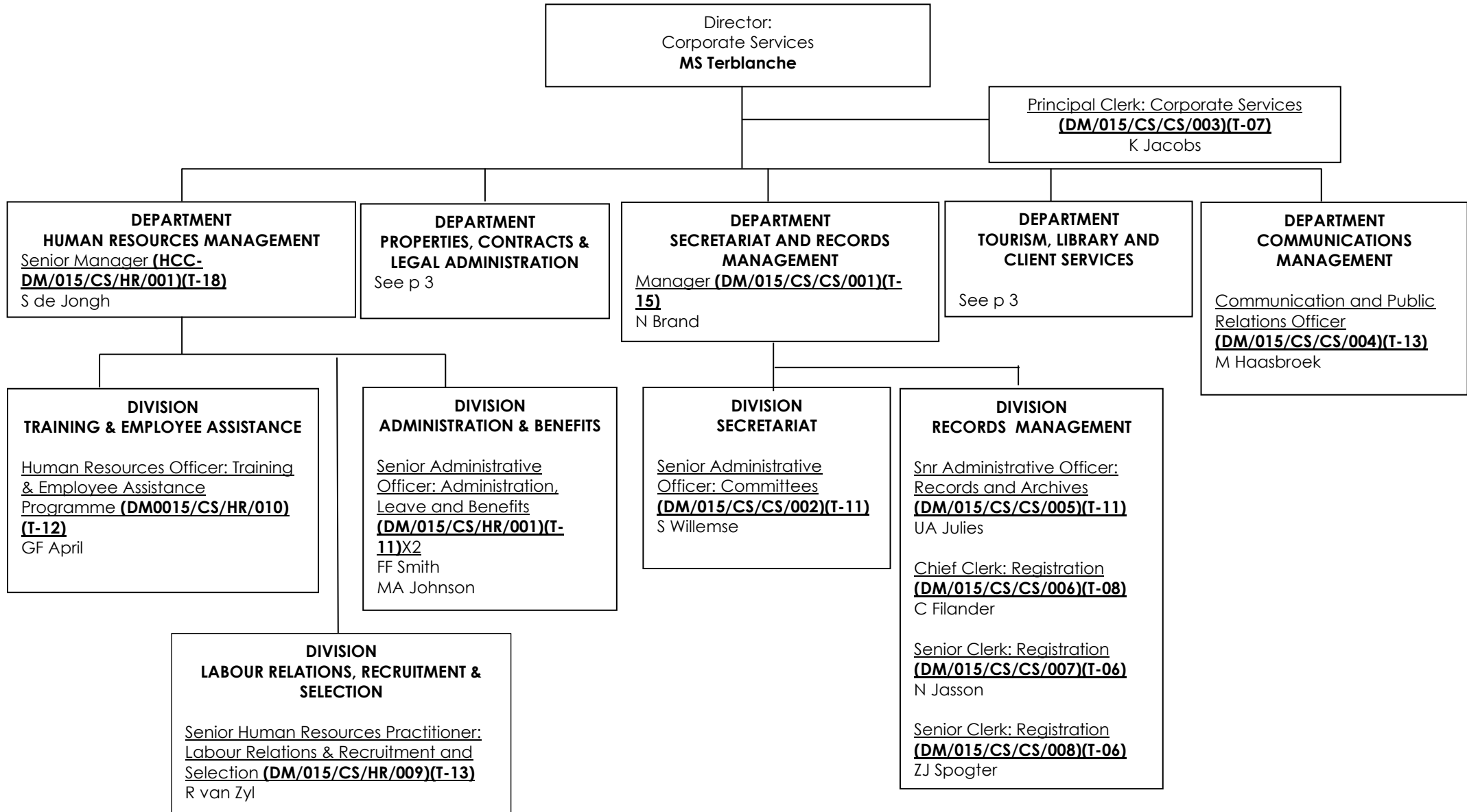
**SWARTLAND MUNICIPALITY
APPROVED ORGANISATIONAL STRUCTURE
OFFICE OF THE POLITICAL OFFICE BEARERS
1 July 2026 to 30 June 2027 – Review for approval by Council**



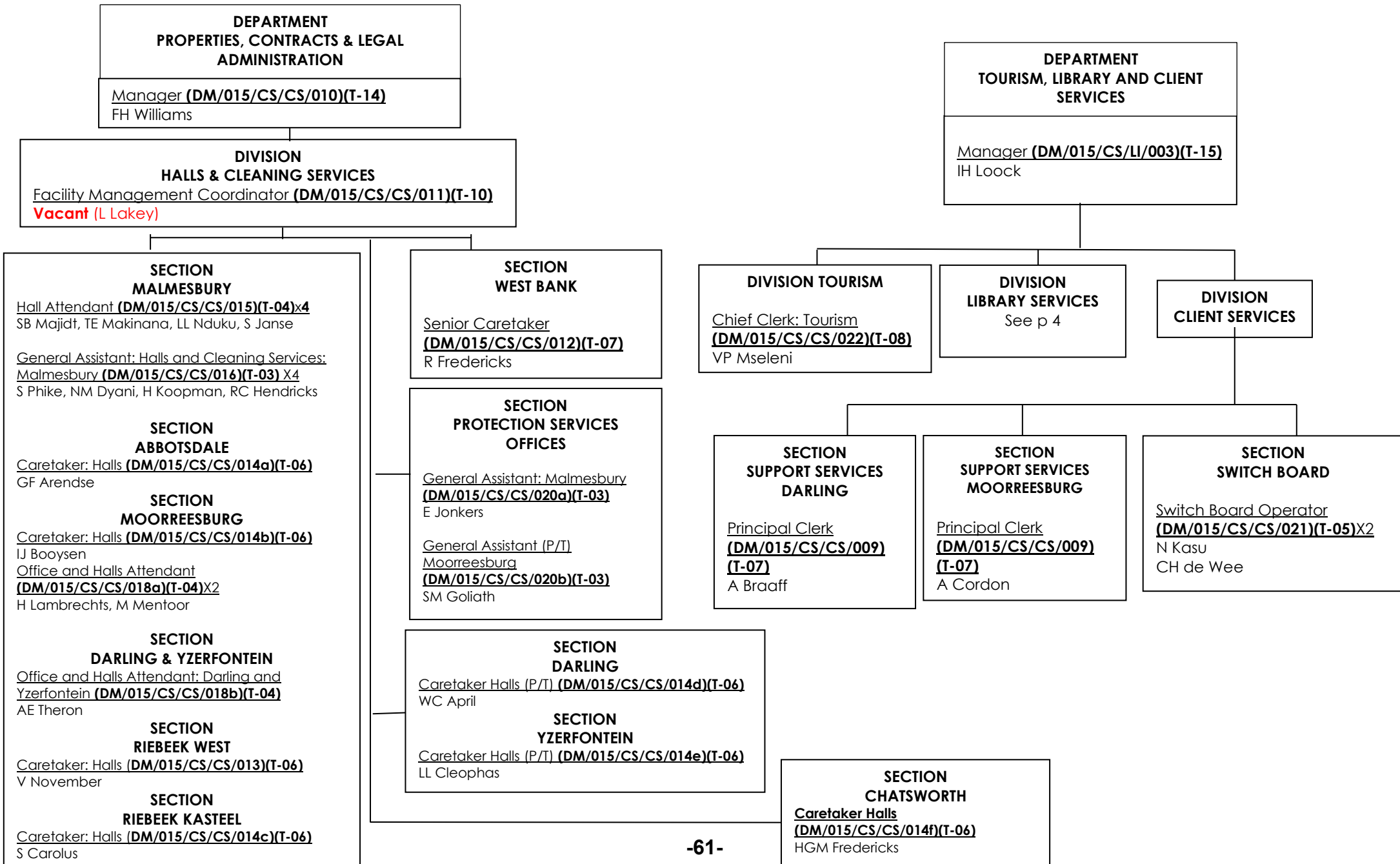
**SWARTLAND MUNICIPALITY
APPROVED ORGANISATIONAL STRUCTURE
OFFICE OF THE MUNICIPAL MANAGER
1 July 2026 to 30 June 2027 – Review for approval by Council**



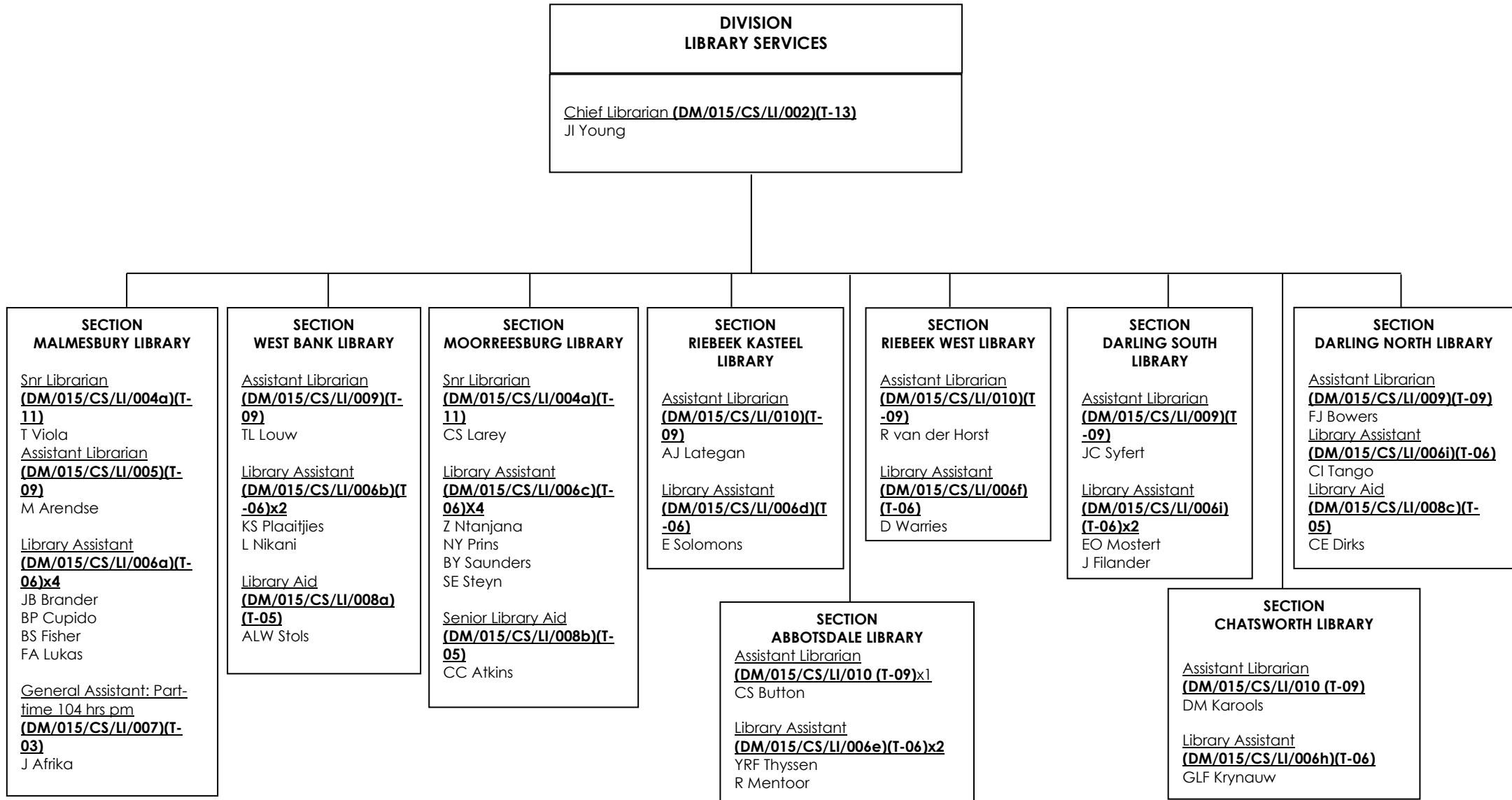
**SWARTLAND MUNICIPALITY
APPROVED ORGANISATIONAL STRUCTURE
DIRECTORATE CORPORATE SERVICES
1 July 2026 to 30 June 2027 – Review for approval by Council**



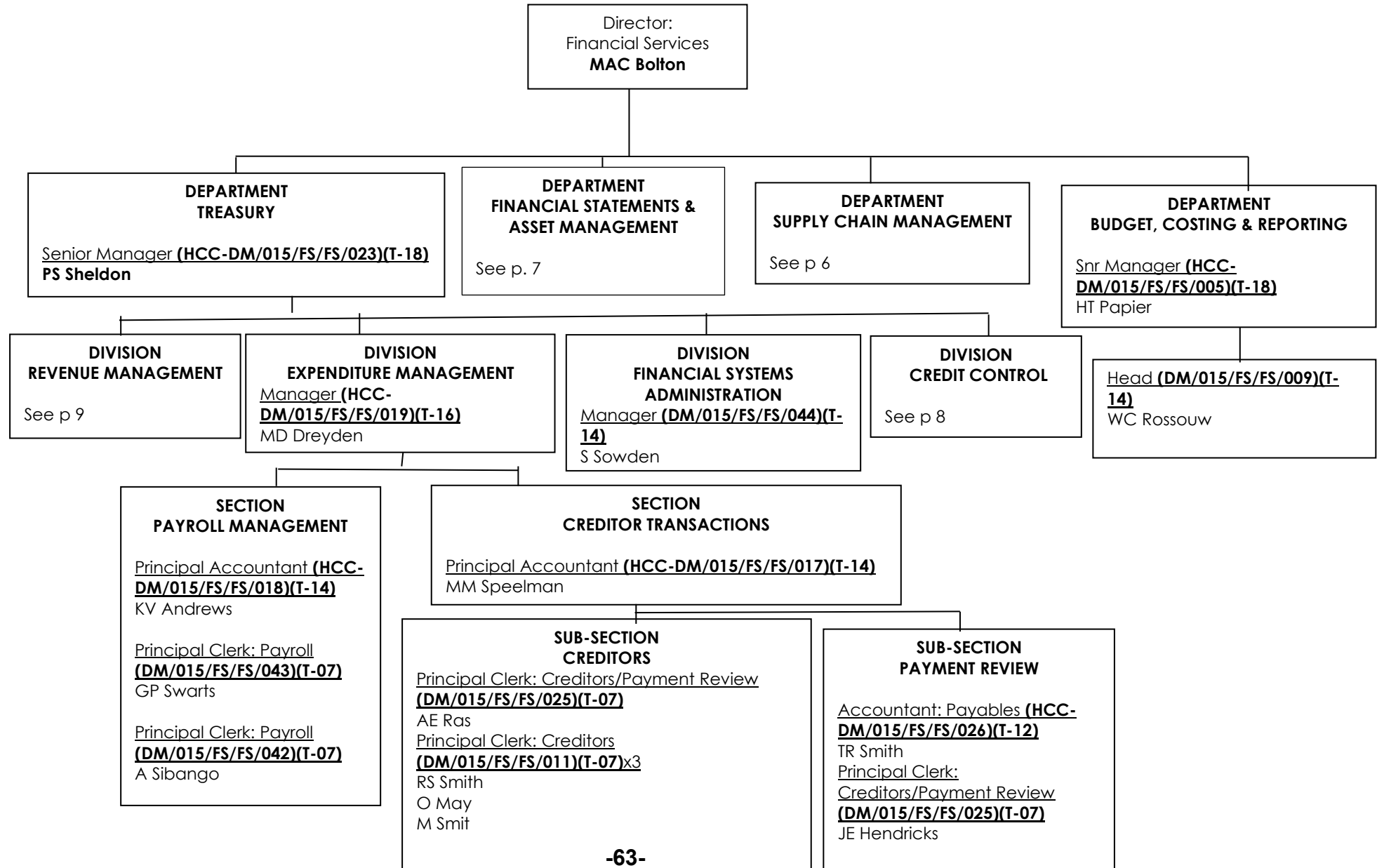
DIRECTORATE CORPORATE SERVICES



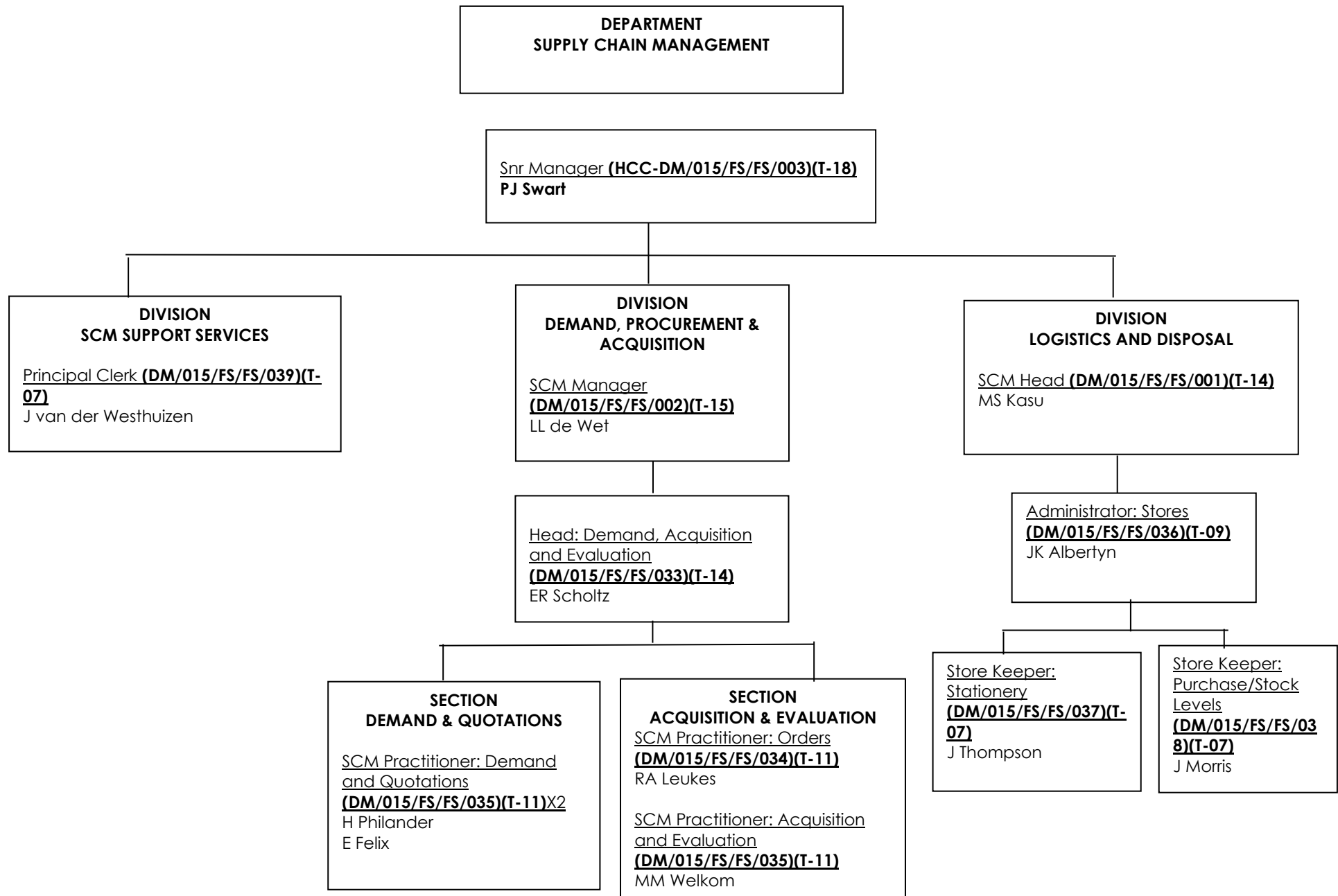
DIRECTORATE CORPORATE SERVICES

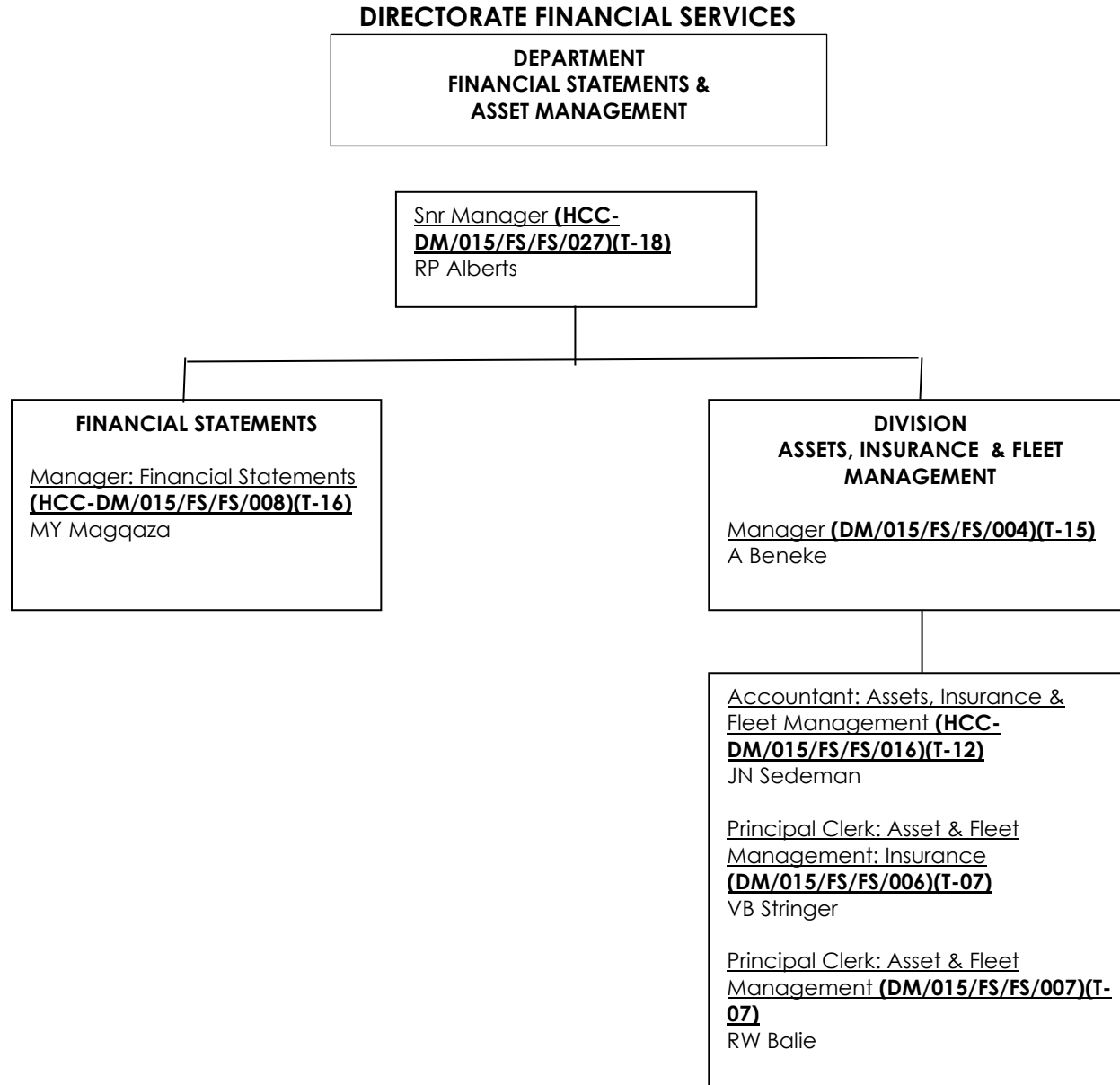


**SWARTLAND MUNICIPALITY
APPROVED ORGANISATIONAL STRUCTURE
DIRECTORATE FINANCIAL SERVICES
1 July 2026 to 30 June 2027 – Review for approval by Council**

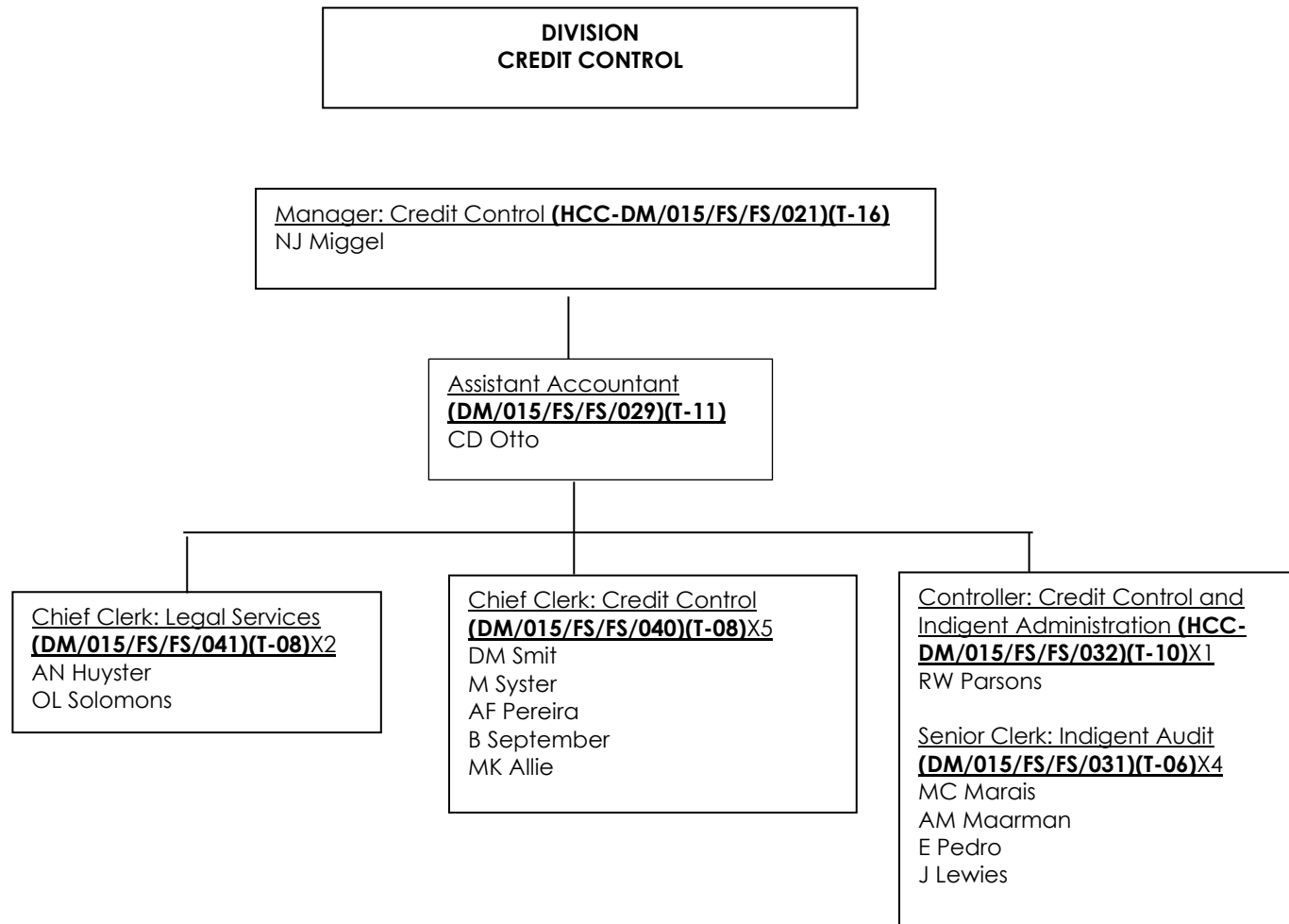


DIRECTORATE FINANCIAL SERVICES

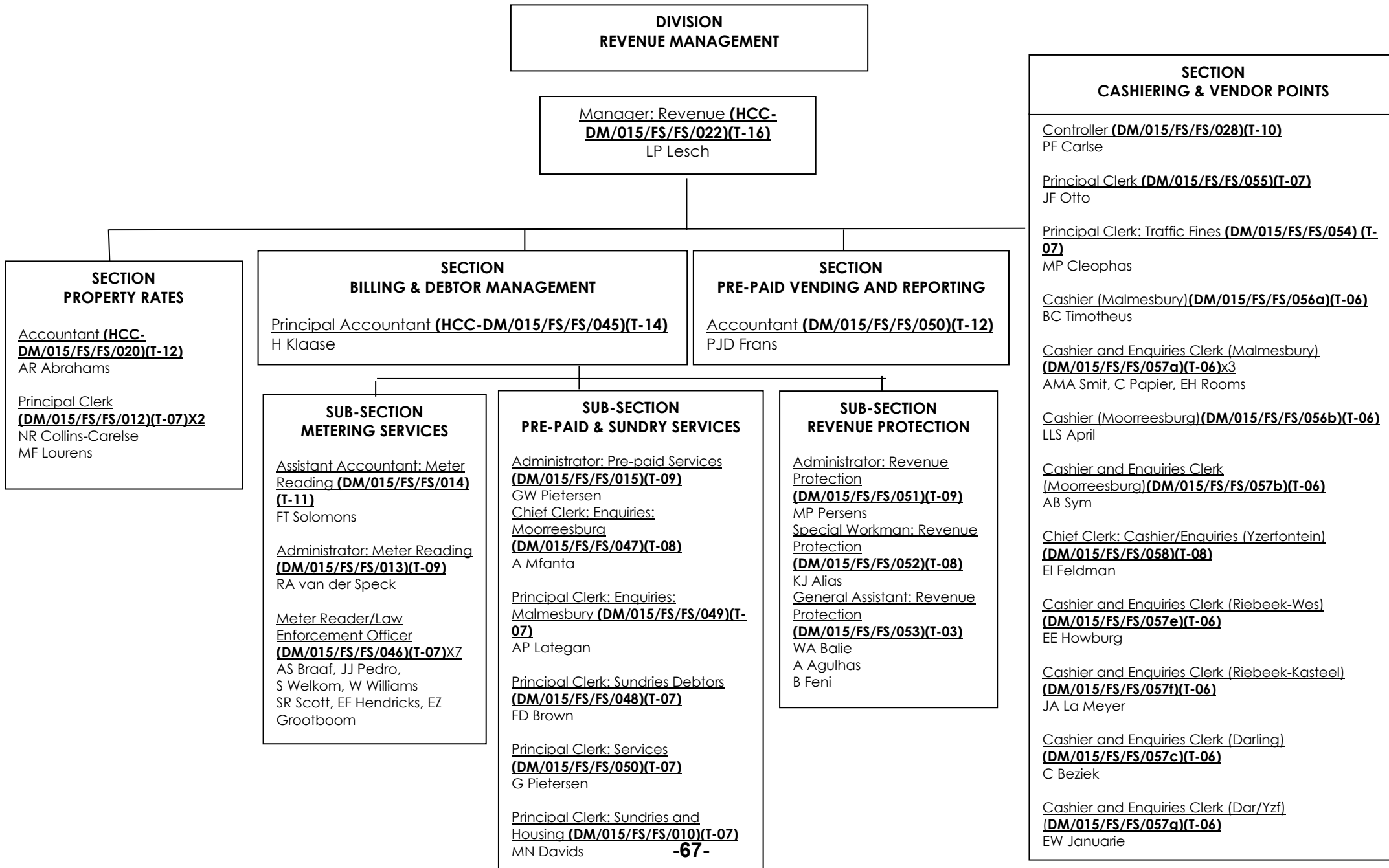




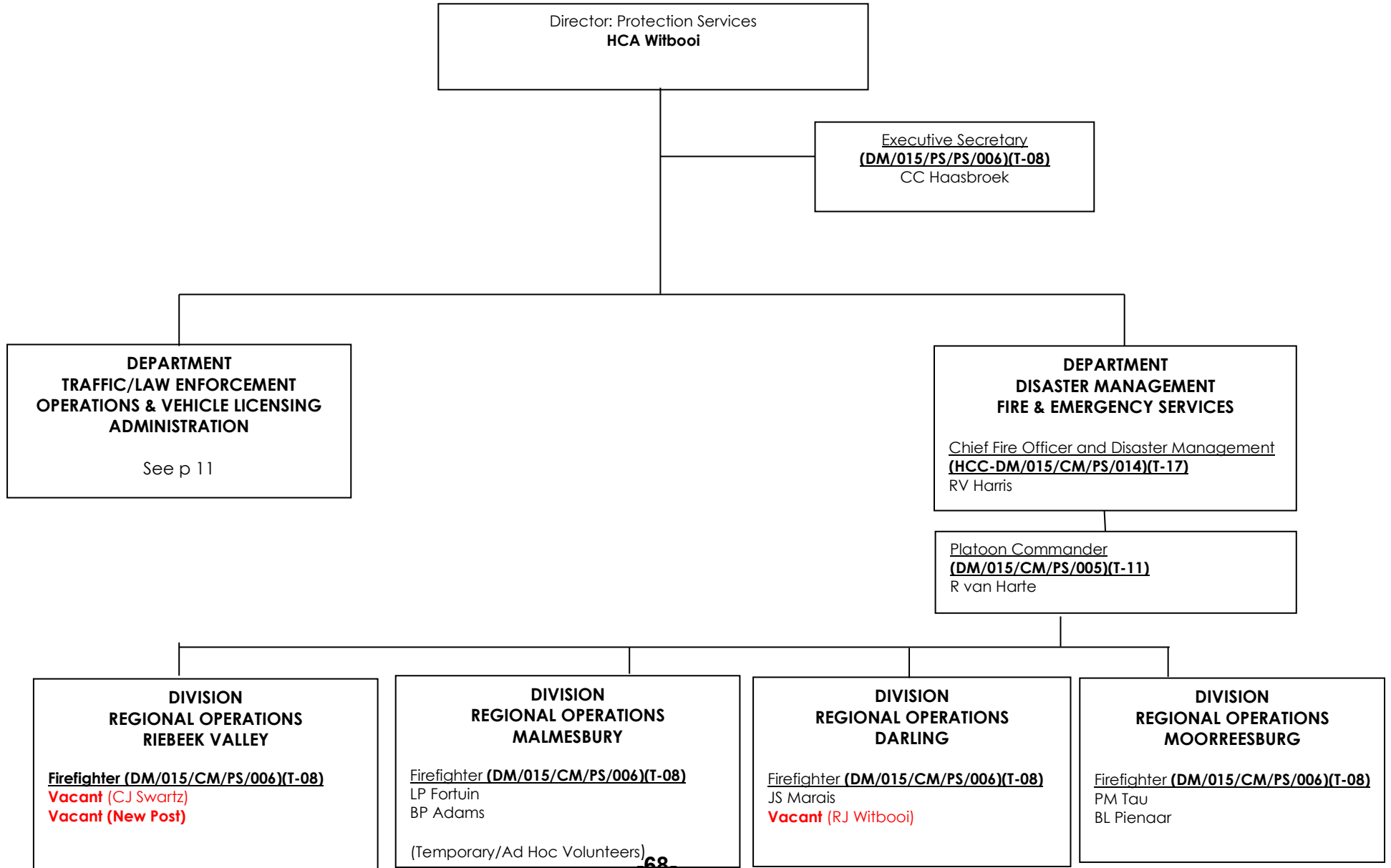
DIRECTORATE FINANCIAL SERVICES



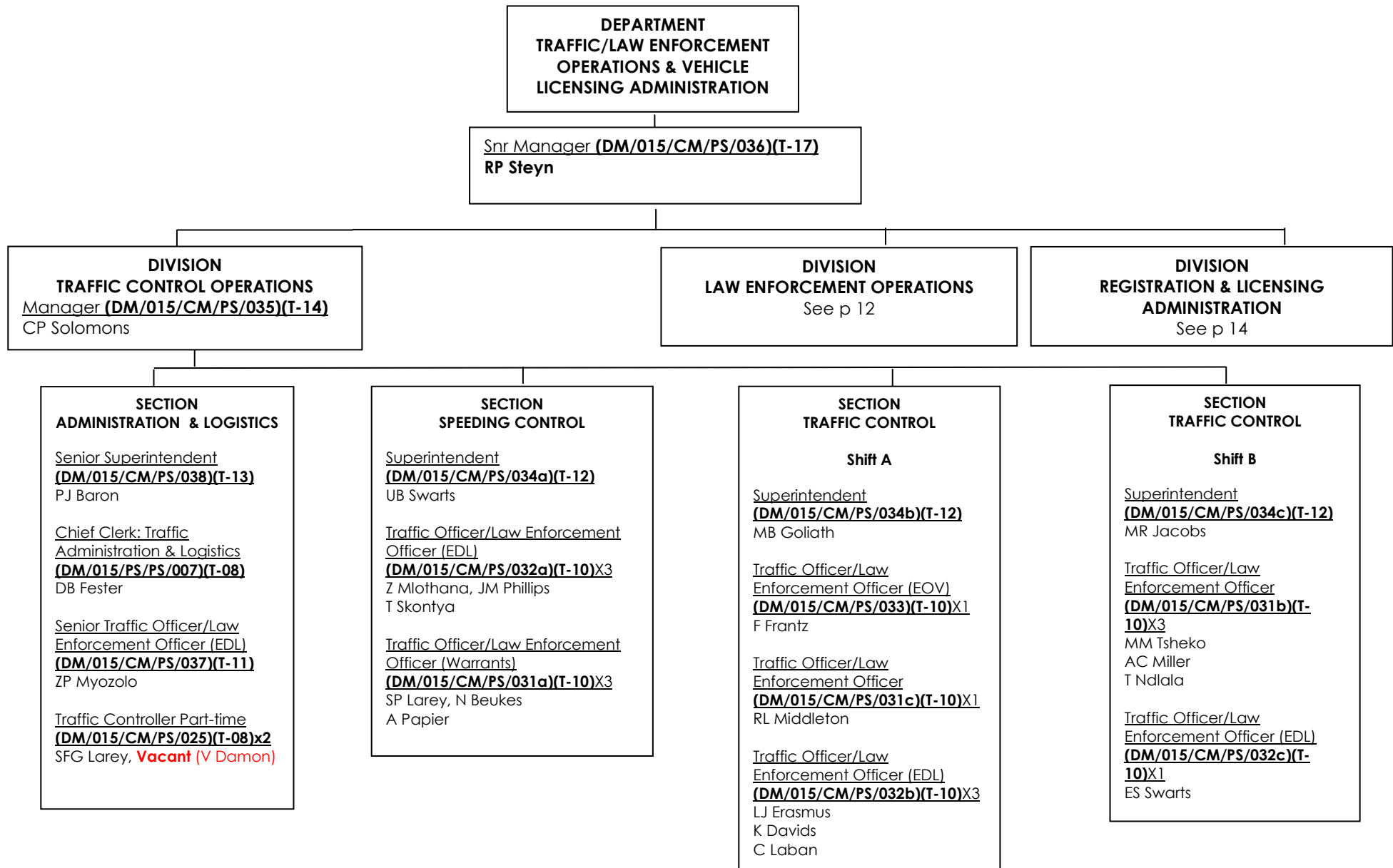
DIRECTORATE FINANCIAL SERVICES



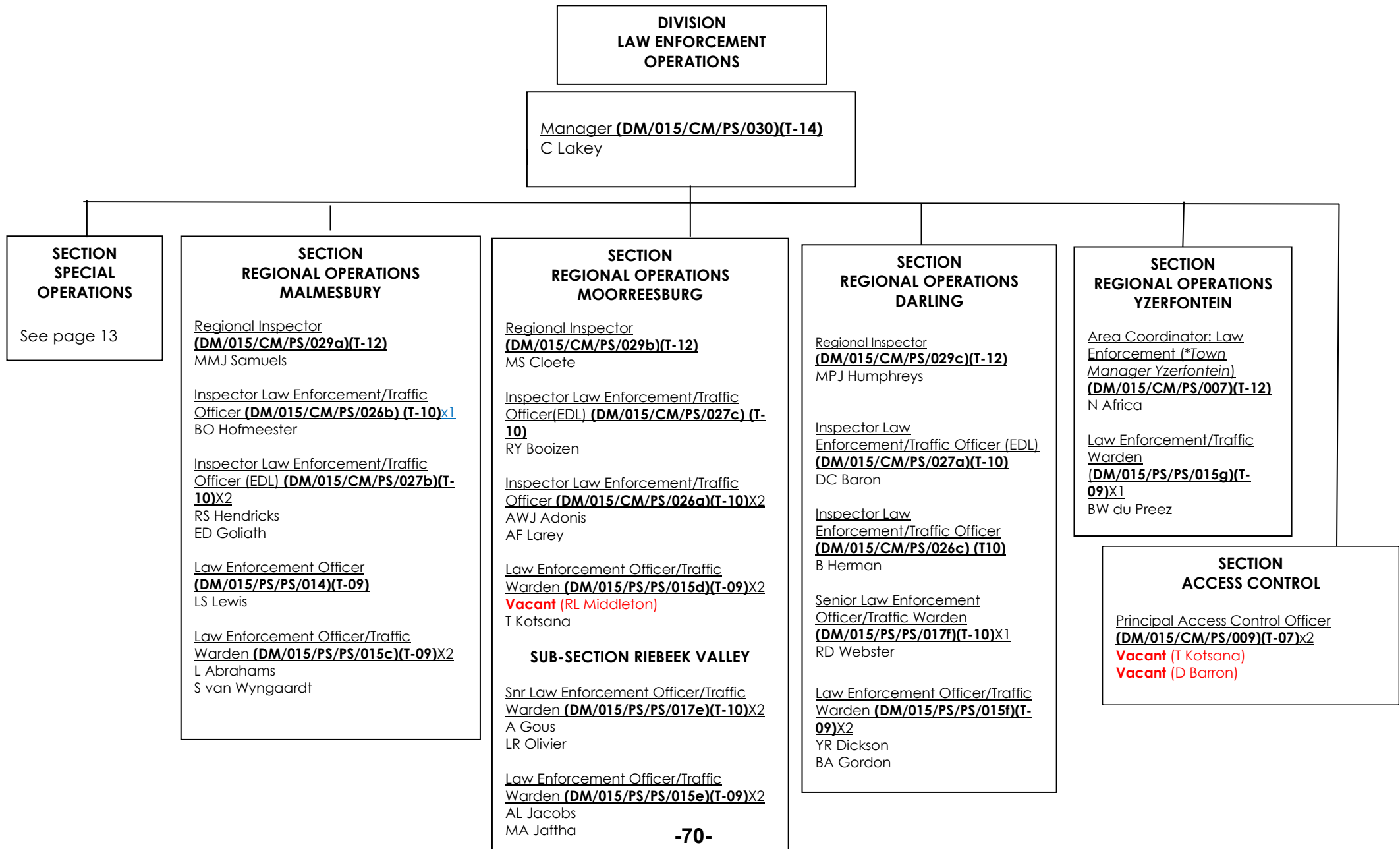
**SWARTLAND MUNICIPALITY
APPROVED ORGANISATIONAL STRUCTURE
DIRECTORATE PROTECTION SERVICES
1 July 2026 to 30 June 2027 – Review for approval by Council**



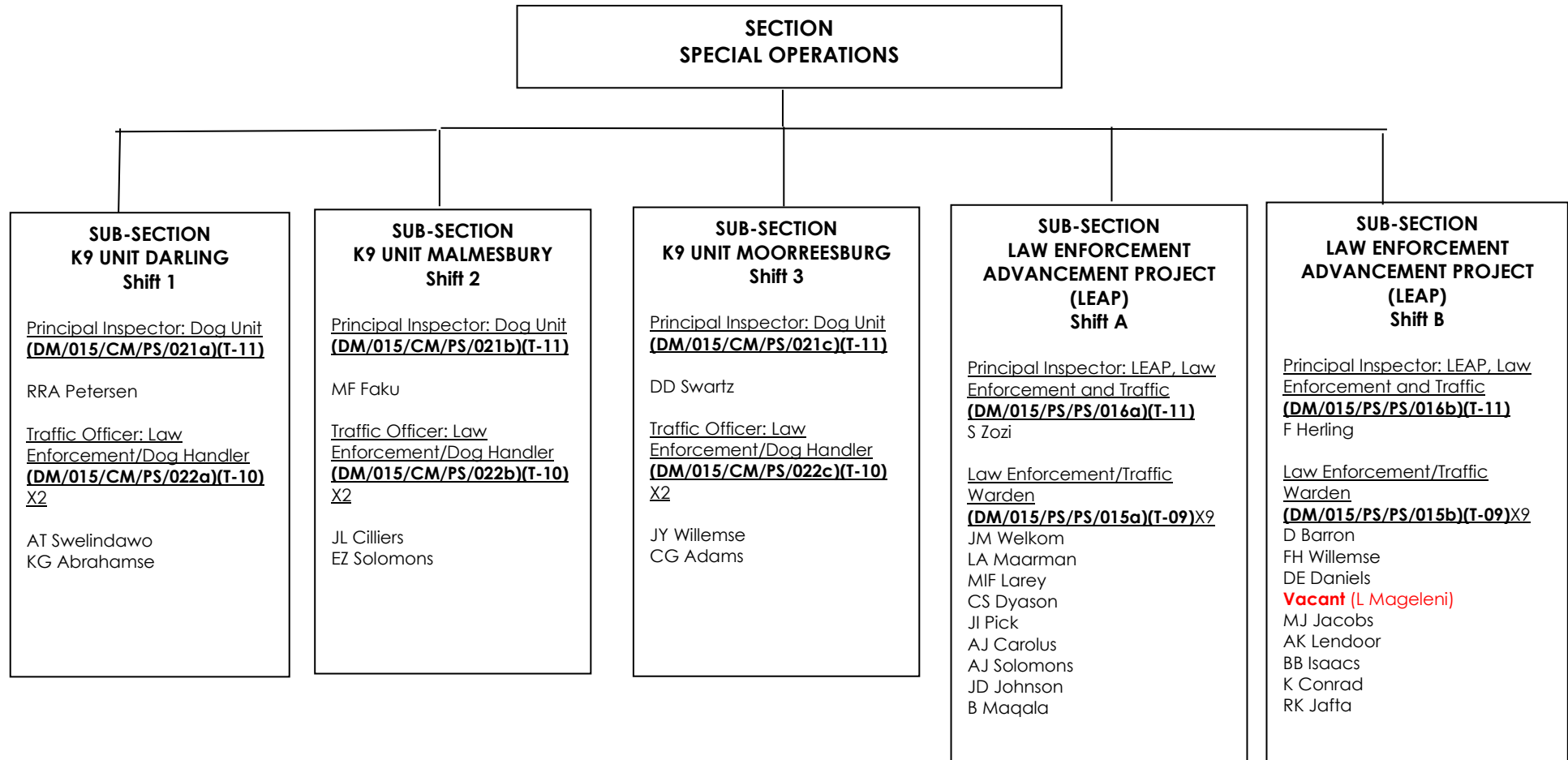
DIRECTORATE PROTECTION SERVICES



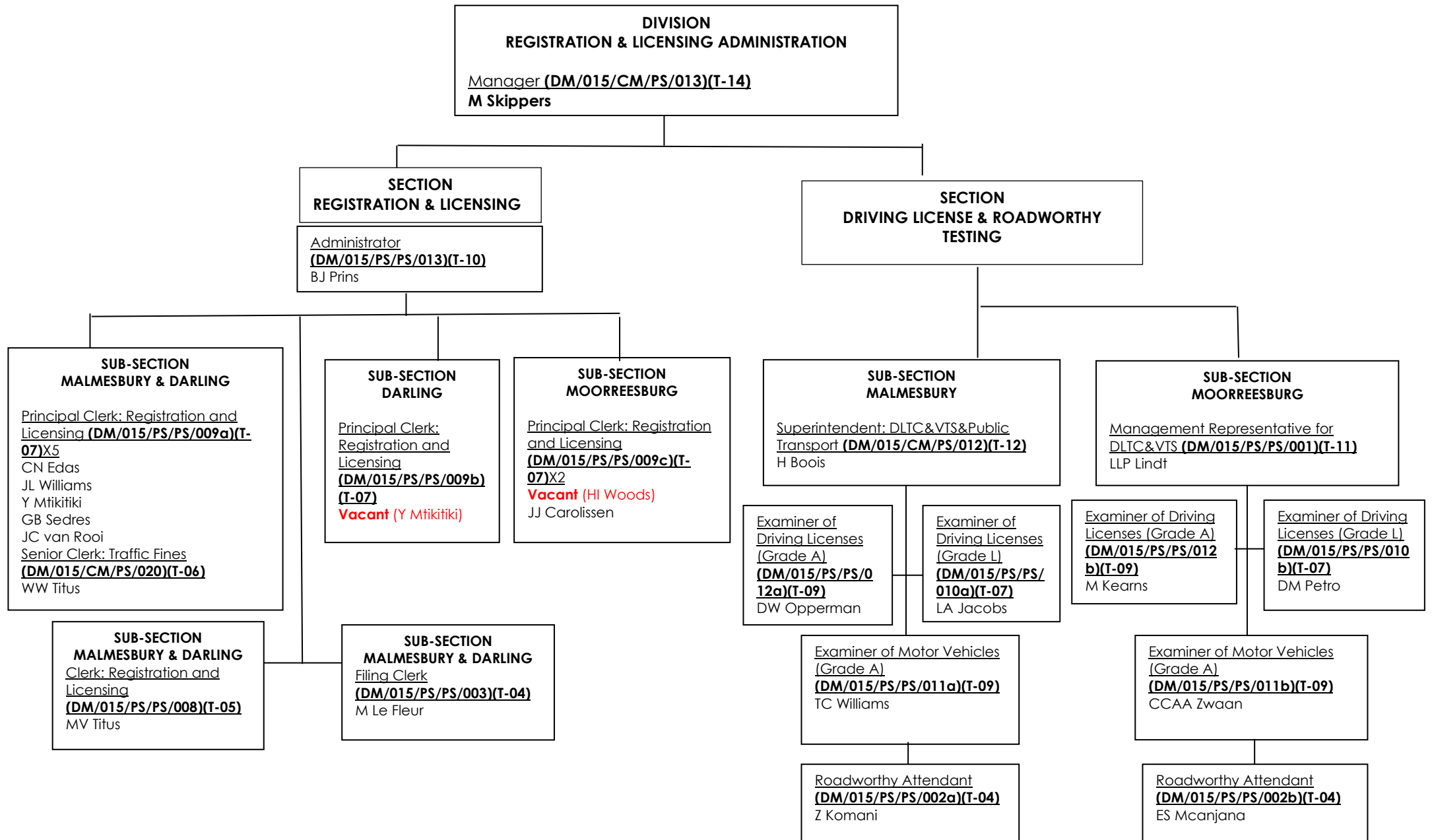
DIRECTORATE PROTECTION SERVICES



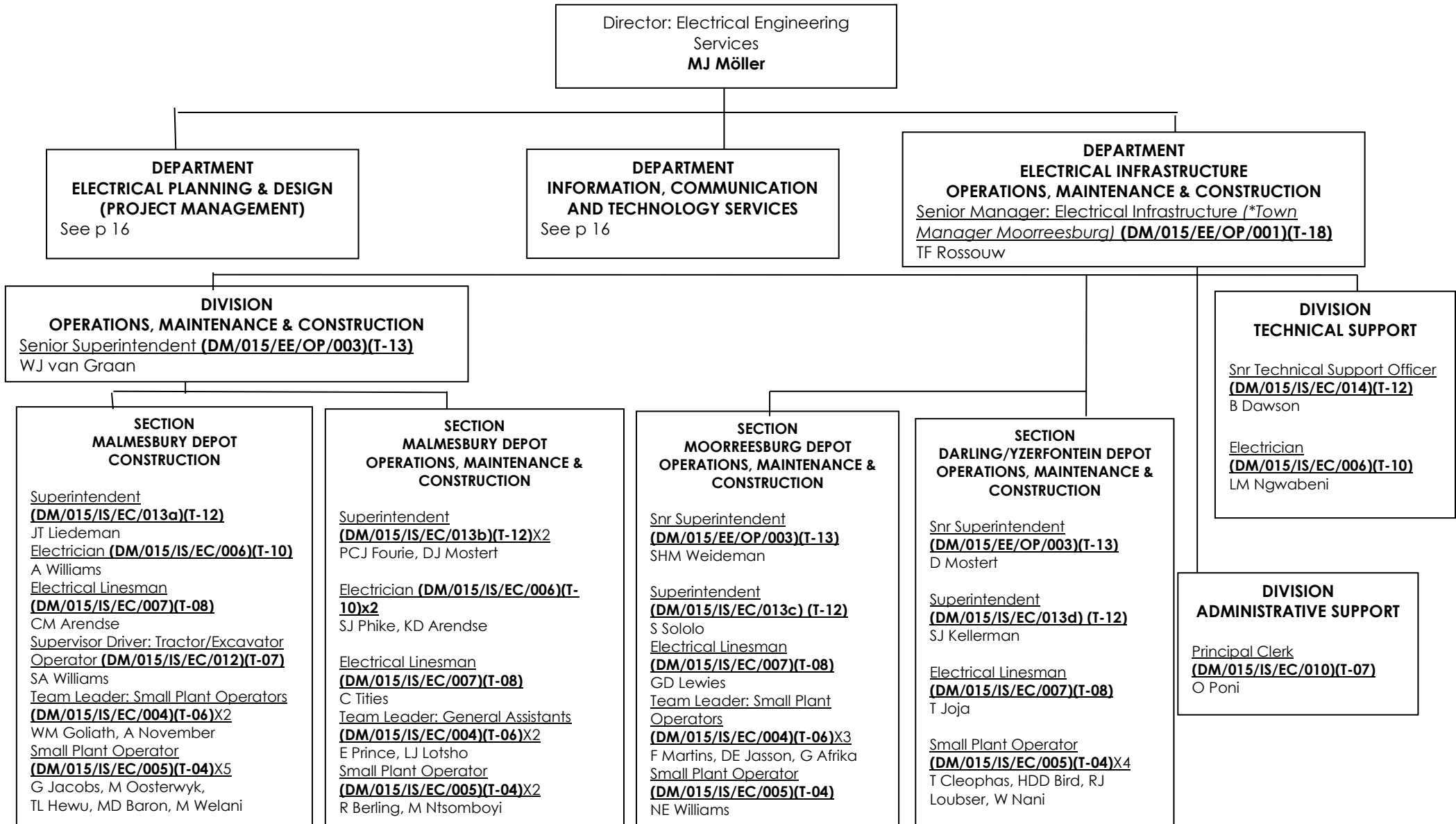
DIRECTORATE PROTECTION SERVICES



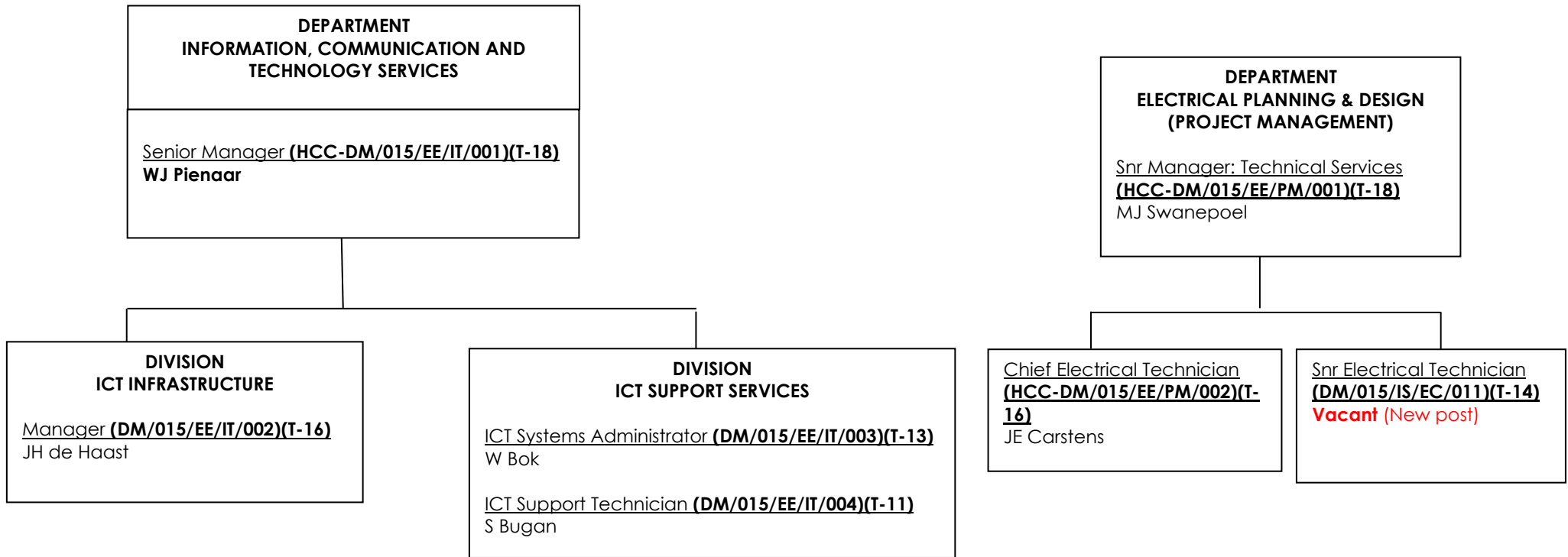
DIRECTORATE PROTECTION SERVICES



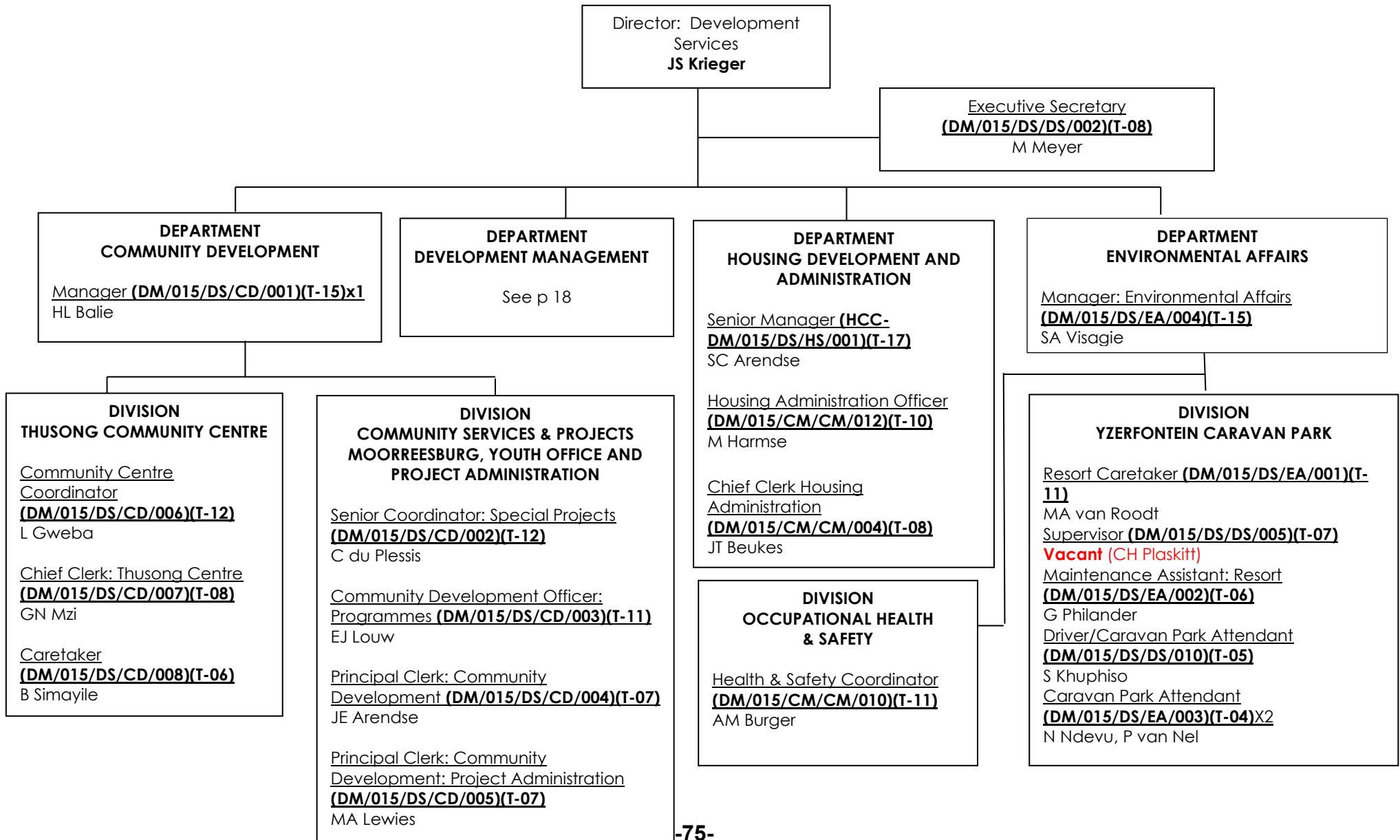
**SWARTLAND MUNICIPALITY
APPROVED ORGANISATIONAL STRUCTURE
DIRECTORATE ELECTRICAL ENGINEERING SERVICES
1 July 2026 to 30 June 2027 – Review for approval by Council**



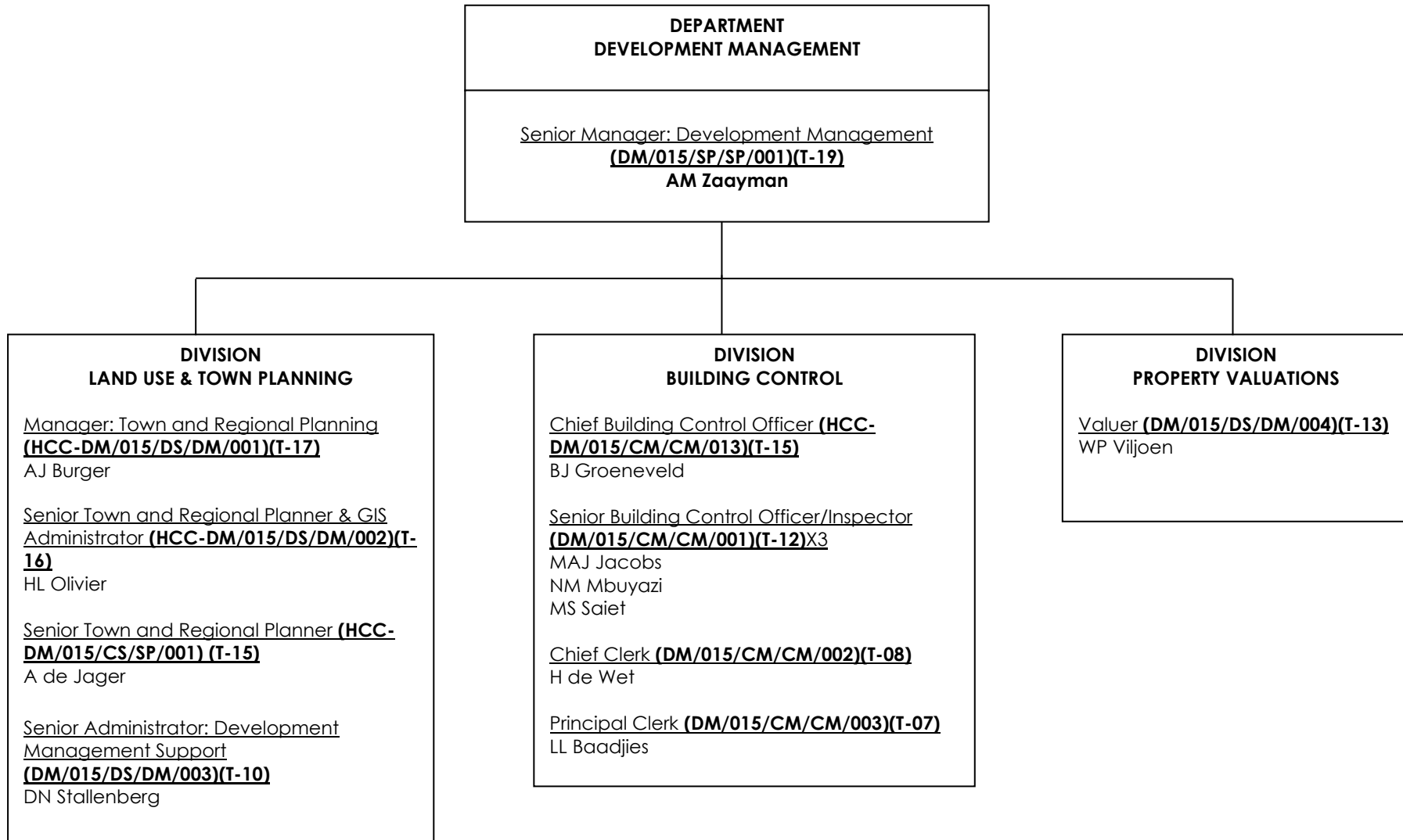
DIRECTORATE ELECTRICAL ENGINEERING SERVICES



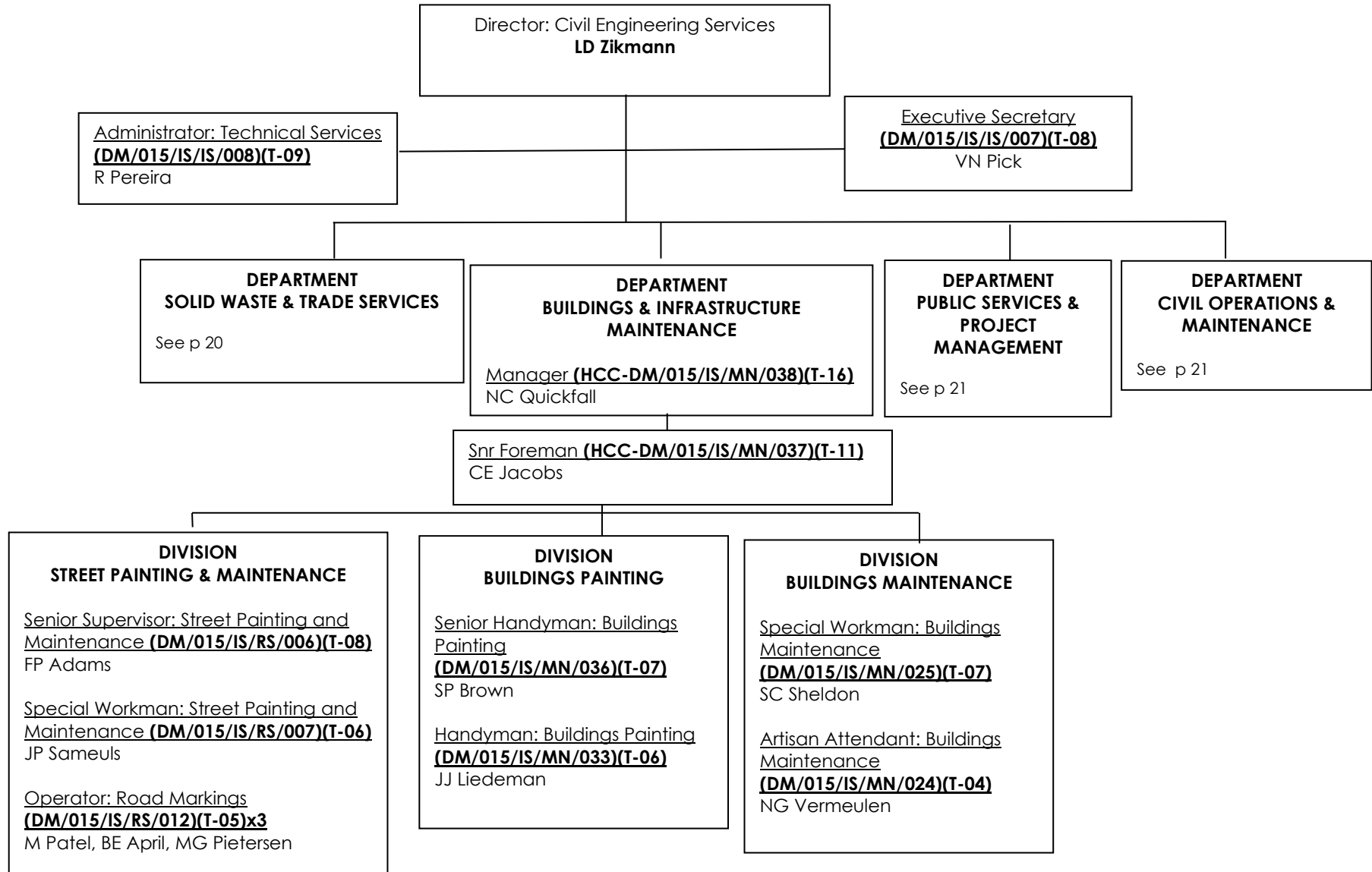
**SWARTLAND MUNICIPALITY
APPROVED ORGANISATIONAL STRUCTURE
DIRECTORATE DEVELOPMENT SERVICES
1 July 2026 to 30 June 2027 – Review for approval by Council**

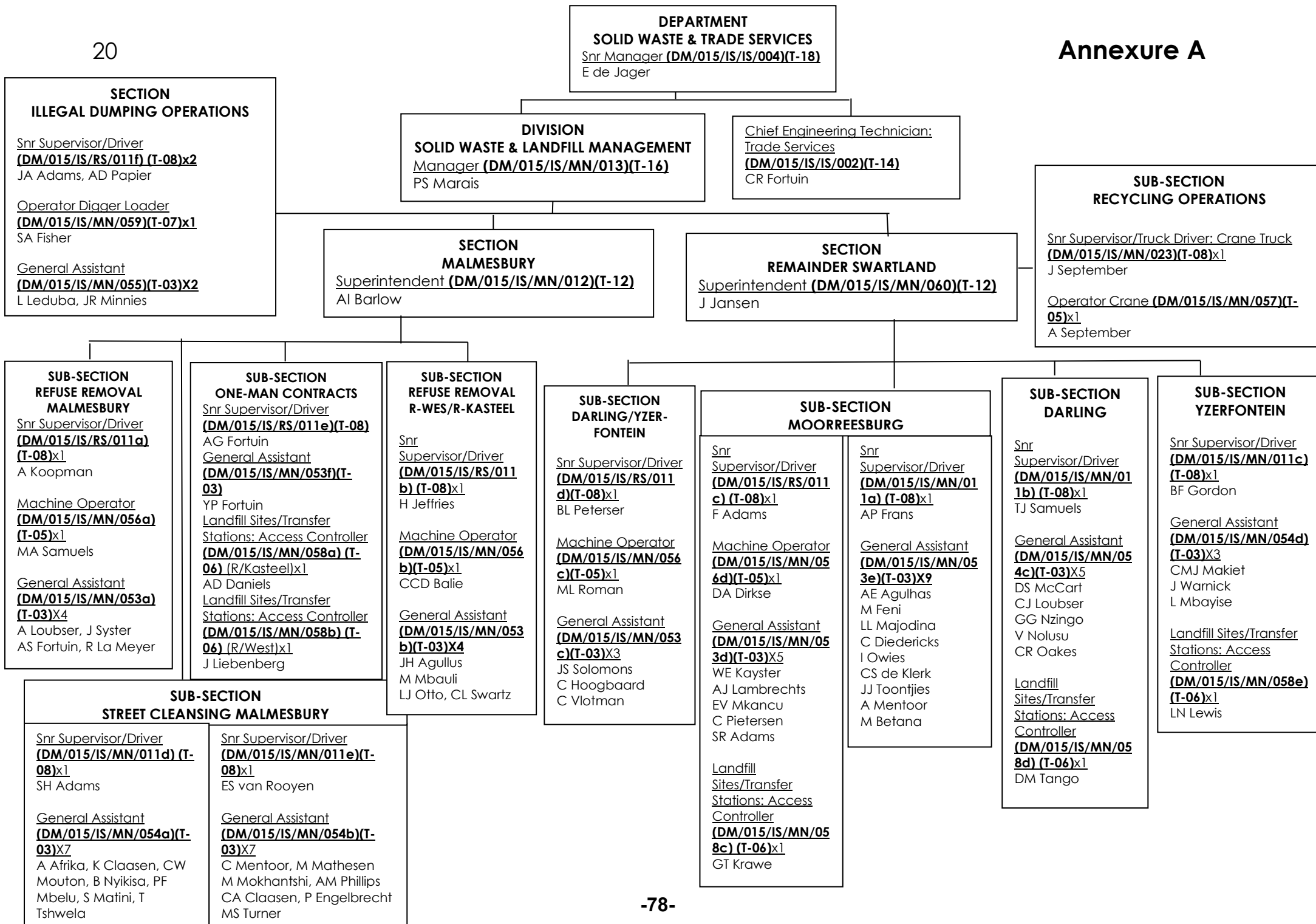


DIRECTORATE DEVELOPMENT SERVICES



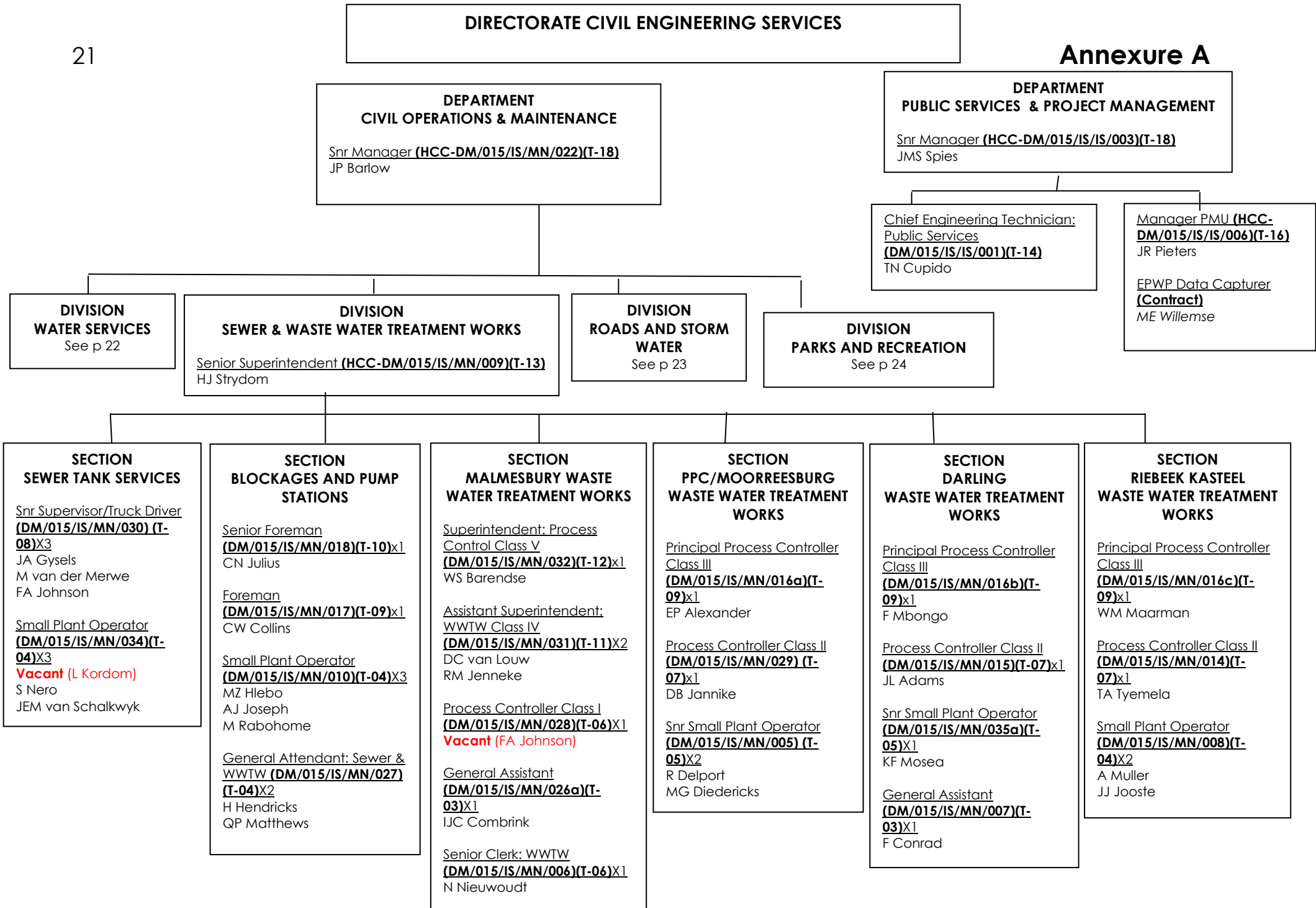
**SWARTLAND MUNICIPALITY
APPROVED ORGANISATIONAL STRUCTURE
DIRECTORATE CIVIL ENGINEERING SERVICES
1 July 2026 to 30 June 2027 – Review for approval by Council**





DIRECTORATE CIVIL ENGINEERING SERVICES

Annexure A



DIRECTORATE CIVIL ENGINEERING SERVICES

**DEPARTMENT
CIVIL OPERATIONS & MAINTENANCE**

**DIVISION
WATER SERVICES**

Senior Superintendent **(HCC-DM/015/IS/MN/047)(T-13)**
EG Howburg

**SECTION
WATER SERVICES MAINTENANCE
MALMESBURY**

**SECTION
WATER SERVICES MAINTENANCE
DARLING**

(1)
Snr Supervisor/Truck Driver
(DM/015/IS/MN/045)(T-08)x1
GC Liedeman

Small Plant Operator
(DM/015/IS/MN/040b)(T-04)x1
Vacant (JJ Fortuin)

General Assistant
(DM/015/IS/MN/039h)(T-03)x1
R Jankie

(3)
Operator: Digger Loader
(DM/015/IS/MN/043)(T-07)x1
ML Stoto

Supervisor/Storeman
(DM/015/IS/MN/044)(T-07)x1
DM Juries

(2)
Bricklayer
(DM/015/IS/MN/046)(T-09)x1
WA Liedeman

General Assistant
(DM/015/IS/MN/039g)(T-03)x2
RS Stringer
R Sheldon

(4)
Plumber
(DM/015/IS/MN/020a)(T-10)x1
E Wilsnach

Supervisor / Driver
(DM/015/IS/MN/021)(T-07)x1
K Tieties

Small Plant Operator
(DM/015/IS/MN/040a)(T-04)x1
BM Fortuin

Senior Team Leader: Gen Assts
(DM/015/IS/MN/042a)(T-06)x1
K Syster

General Assistant
(DM/015/IS/MN/039a)(T-03)x1
HEJ Lategan

(5)
Plumber
(DM/015/IS/MN/020b)(T-10)x1
H Appollis

Small Plant Operator
(DM/015/IS/MN/041)(T-04)x1
TR Kriel

Senior Team Leader: Gen Assts
(DM/015/IS/MN/042b)(T-06)x1
MR Mpikashe

General Assistant
(DM/015/IS/MN/039b)(T-03)x2
P Titus
WJ Matala

(6)
Plumber
(DM/015/IS/MN/020c)(T-10)x1
K Carolis

Small Plant Operator
(DM/015/IS/MN/040c)(T-04)x1
R Warriess

Senior Team Leader: Gen Assts
(DM/015/IS/MN/042c)(T-06)x1
GJ Lategan

General Assistant
(DM/015/IS/MN/039c)(T-03)x1
B Kok

(7)
Plumber
(DM/015/IS/MN/020d)(T-10)x1
LH Julius

Small Plant Operator
(DM/015/IS/MN/040d)(T-04)x1
EG Fredericks

General Assistant
(DM/015/IS/MN/039d)(T-03)x2
M Booysen
W Talmakkies

Plumber
(DM/015/IS/MN/020e)(T-10)x1
BG Lawrence

Small Plant Operator
(DM/015/IS/MN/019e)(T-04)x2
WA Hector
N Papier

General Assistant
(DM/015/IS/MN/039e)(T-03)x1
D Lekhoba

**SECTION
WATER SERVICES MAINTENANCE
MOORREESBURG**

Plumber **(DM/015/IS/MN/020f)(T-10)x1**
CH Vercuil

Senior Team Leader: Gen Assts
(DM/015/IS/MN/042f)(T-06)x1
WD Morris

Small Plant Operator **(DM/015/IS/MN/019f)(T-04)x1**
W Dirkse

General Assistant **(DM/015/IS/MN/039f)(T-03)x2**
MJ Nelani, M Albertus

DIRECTORATE CIVIL ENGINEERING SERVICES

Annexure A

23

**DEPARTMENT
CIVIL OPERATIONS & MAINTENANCE**

**DIVISION
ROADS AND STORM WATER**

Senior Superintendent (HCC-DM/015/IS/RS/029)(T-13)
JR Smith

Supervisor/Storeman
(DM/015/IS/RS/027)(T-07)x1
IF Groepies

**SECTION
DARLING**

Asst Superintendent
(DM/015/IS/RS/005a)(T-11)
IHN Maarman
Artisan/Bricklayer
(DM/015/IS/RS/003c)(T-10)x1
MJ Warnick
Operator: Grader Final
Layer and Digger Loader
(DM/015/IS/RS/022)(T-09)x1
A Ndiwa
Snr Supervisor/Truck Driver
(DM/015/IS/RS/024c)(T-08)x2
AM Damon, T Tom
Senior Truck Driver: Digger
Operator
(DM/015/IS/RS/021)(T-07)x1
FA Moni
Supervisor/Storeman
(DM/015/IS/RS/026)(T-07)x1
RJ van Schalkwyk
Team Leader/Senior
Operator: Roller
(DM/015/IS/RS/017b)(T-06)
X Mkwambi
Small Plant Operator
(DM/015/IS/RS/010b)(T-04)
H Cleophas
Small Plant Operator
(DM/015/IS/RS/013e)(T-04)x1
XA Tatsi
General Assistant
(DM/015/IS/RS/008g)(T-03)x3
MA Erasmus, DJ Wearley,
MT Lutshongo

**SECTION CONSTRUCTION &
MAINTENANCE
Team A**

Asst Superintendent
(DM/015/IS/RS/005b)(T-11)
CS Felix
Artisan/Bricklayer
(DM/015/IS/RS/003a)(T-10)
DD Adams
Snr Supervisor/Truck Driver
(DM/015/IS/RS/024b)(T-08)
FA Fortuin
Team Leader/Senior Operator: Roller
(DM/015/IS/RS/017a)(T-06)x1
CB Rhodes
Operator: Mechanical Plant
(DM/015/IS/RS/016)(T-05)x1
R Afrika
Small Plant Operator
(DM/015/IS/RS/030)(T-04)x1
J Moses
Small Plant Operator
(DM/015/IS/RS/013b)(T-04)x1
C Hendricks
Gen Asst/Store Attendant
(DM/015/IS/RS/009)(T-04)x1
JP Jonathan
General Assistant
(DM/015/IS/RS/008h)(T-03)x3
M Plaatjie, EL Arries, C Cekiso

**SUB-SECTION
MAINTENANCE:
SIDEWALKS & STORM
WATER RIEBEKE**

Snr Supervisor/Truck
Driver
(DM/015/IS/RS/024a)(T-08)
LD Solomons
Senior Operator:
Mechanical Plant
(DM/015/IS/RS/018)(T-06)
W Adams
Small Plant Operator
(DM/015/IS/RS/010a)(T-04)x6
NJ Meintjies, RJ Johnson,
S Rozani, KC Mouton, LC
Sovath, M Swarts

**SUB-SECTION
CONSTRUCTION &
MAINTENANCE:
GRADING**

Operator: Grader Final
Layer and Digger Loader
(DM/015/IS/RS/023)(T-09)
P Boois

General Assistant
(DM/015/IS/RS/008b)(T-03)x1
MS Nero

**SECTION
CONSTRUCTION &
MAINTENANCE
Team B**

Asst Superintendent
(DM/015/IS/RS/005c)(T-11)
AJ Berling

Artisan/Bricklayer
(DM/015/IS/RS/003b)(T-10)
WJ Prezens

Snr Supervisor/Truck Driver
(DM/015/IS/RS/024c)(T-08)
J Welkom

Senior Truck Driver: Loader
Operator
(DM/015/IS/RS/019)(T-07)x1
F Goliath

Small Plant Operator
(DM/015/IS/RS/014b)(T-04)x2
RC Stapleton, LD Herrings

Small Plant Operator
(DM/015/IS/RS/013)(T-04)x1
B Dyantyl

General Assistant
(DM/015/IS/RS/008d)(T-03)x4
S Ngwenya
TL Vulindlela
YS Hendricks
YLK Mbongo

**SECTION
MAINTENANCE:
PATCHWORK**

Foreman
(DM/015/IS/RS/004)(T-09)x1
A Samson

Team Leader/Senior Operator:
Roller (DM/015/IS/RS/017d)(T-06)x1
EC September
Small Plant Operator
(DM/015/IS/RS/014c)(T-04)x1
AJ Albertyn
Small Plant Operator
(DM/015/IS/RS/013c)(T-04)x1
J Le Fleur
General Assistant
(DM/015/IS/RS/008e)(T-03)x3
SA Nero, SL Dotwana, VJ
Nodada

**SUB-SECTION
MAINTENANCE:
SIDEWALKS & STORM
WATER MALMESBURY**

Snr Supervisor/Truck Driver
(DM/015/IS/RS/024d)(T-08)
JV Oor

Small Plant Operator
(DM/015/IS/RS/014a)(T-04)x1
M Rwxana

General Assistant
(DM/015/IS/RS/008c)(T-03)x2
HP Daniels
J Geduld

**SECTION
MOORREESBURG**

Asst Superintendent
(DM/015/IS/RS/005d)(T-11)
GE Adonis

Artisan/Bricklayer
(DM/015/IS/RS/003d)(T-10)x1
C Lewies

Snr Supervisor/Truck Driver
(DM/015/IS/RS/025)(T-08)x1
MA Liwani

Operator Grader (Final Layer)
and Truck Driver
(DM/015/IS/RS/031)(T-09)x1
JC Baadjies

Snr Truck Driver: Digger
Operator (DM/015/IS/RS 020)
(T-07)x1
A Tieties

Team Leader/Senior Operator:
Roller (DM/015/IS/RS/017c)(T-06)x1
F Kock

Small Plant Operator
(DM/015/IS/RS/015)(T-04)x1
RPE Boois

Small Plant Operator
(DM/015/IS/RS/013d)(T-04)x1
GMM Rhodes

General Assistant
(DM/015/IS/RS/008f)(T-03)x4
BD Mehlomakhulu, O
Gogodla, SOJ Stal, M de
Bruyn

**SUB-SECTION
MAINTENANCE: SIDEWALKS & STORM WATER
YZERFONTEIN**

Snr Supervisor/Truck Driver (DM/015/IS/RS/028)(T-08)x1
JJS Esau
Small Plant Operator (DM/015/IS/RS/010c)(T-04)
FD Witbooi
General Assistant (DM/015/IS/RS/008a)(T-03)
SM Erasmus

DIRECTORATE CIVIL ENGINEERING SERVICES

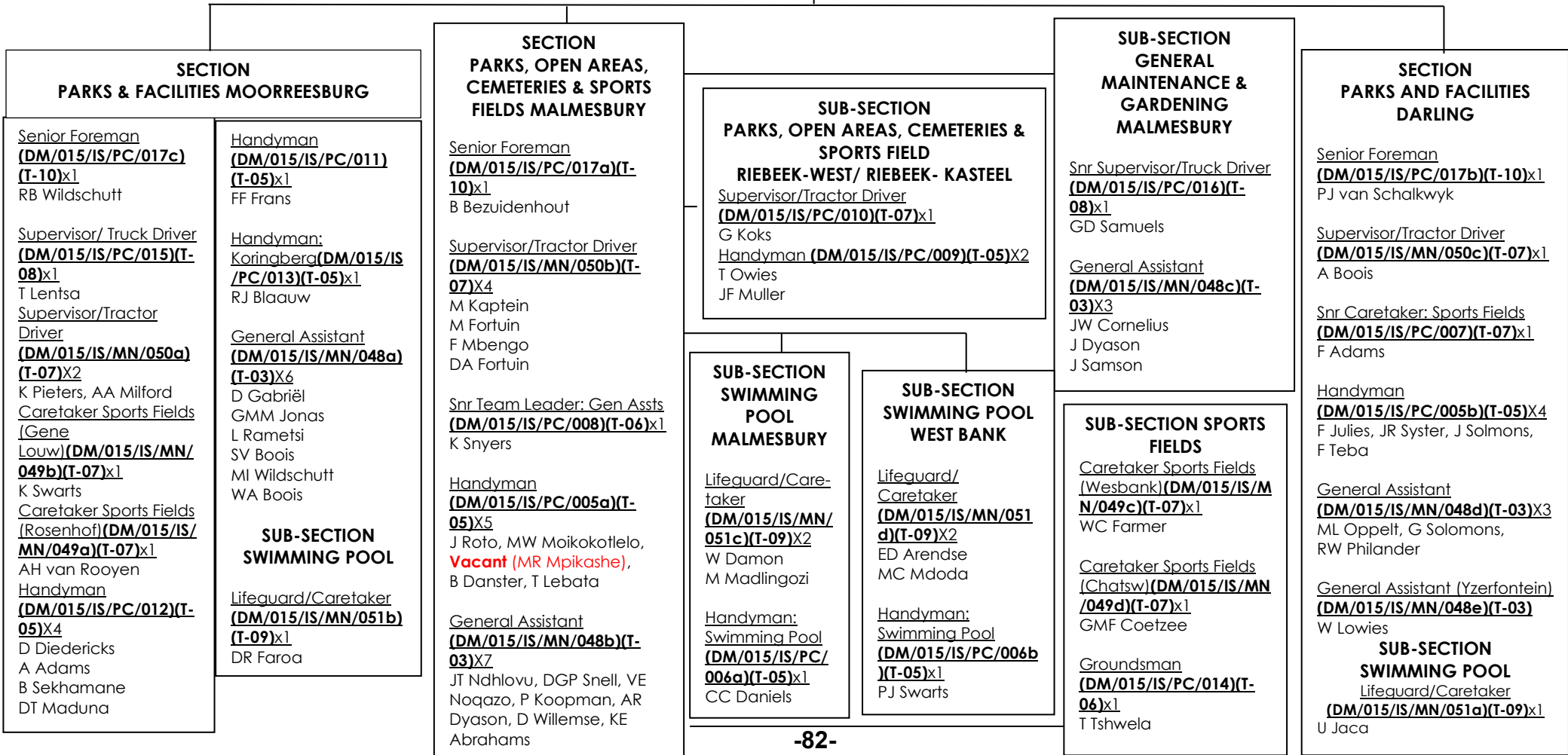
**DEPARTMENT
CIVIL OPERATIONS & MAINTENANCE**

**DIVISION
PARKS AND RECREATION**

Senior Superintendent **(HCC-DM/015/IS/MN/052)(T-13)**
FE Bosch

Supervisor/Storeman
(DM/015/IS/PC/004)
(T-07) x1
GS Sheldon

Senior Coordinator: Sports
(DM/015/IS/PC/018) (T-11)x1
CW Booys



**SECTION
PARKS & FACILITIES MOORREESBURG**

Senior Foreman
(DM/015/IS/PC/017c)
(T-10)x1
RB Wildschutt

Supervisor/ Truck Driver
(DM/015/IS/PC/015)(T-08)x1
T Lentsa
Supervisor/Tractor Driver

(DM/015/IS/MN/050a)
(T-07)x2

K Pieters, AA Milford
Caretaker Sports Fields
(Gene Louw)**(DM/015/IS/MN/049b)(T-07)**x1
K Swarts

Caretaker Sports Fields
(Rosenhof)**(DM/015/IS/MN/049a)(T-07)**x1

AH van Rooyen
Handyman
(DM/015/IS/PC/012)(T-05)x4

D Diedericks
A Adams
B Sekhamane
DT Maduna

Handyman
(DM/015/IS/PC/011)
(T-05)x1
FF Frans

Handyman:
Koringberg**(DM/015/IS/PC/013)(T-05)**x1
RJ Blaauw

General Assistant
(DM/015/IS/MN/048a)
(T-03)x6

D Gabriël
GMM Jonas
L Rametsi
SV Boois
MI Wildschutt
WA Boois

**SUB-SECTION
SWIMMING POOL**

Lifeguard/Caretaker
(DM/015/IS/MN/051b)
(T-09)x1
DR Faroa

**SECTION
PARKS, OPEN AREAS,
CEMETERIES & SPORTS
FIELDS MALMESBURY**

Senior Foreman
(DM/015/IS/PC/017a)(T-10)x1
B Bezuidenhout

Supervisor/Tractor Driver
(DM/015/IS/MN/050b)(T-07)x4
M Kaptein
M Fortuin
F Mbengo
DA Fortuin

Snr Team Leader: Gen Assts
(DM/015/IS/PC/008)(T-06)x1
K Snyers

Handyman
(DM/015/IS/PC/005a)(T-05)x5
J Roto, MW Moikokotelo,
Vacant (MR Mpikashe),
B Danster, T Lebata

General Assistant
(DM/015/IS/MN/048b)(T-03)x7
JT Ndhlovu, DGP Snell, VE Noqazo, P Koopman, AR Dyason, D Willemse, KE Abrahams

**SUB-SECTION
PARKS, OPEN AREAS, CEMETERIES &
SPORTS FIELD
RIEBEEK-WEST/ RIEBEEK- KASTEEL**

Supervisor/Tractor Driver
(DM/015/IS/PC/010)(T-07)x1
G Koks
Handyman **(DM/015/IS/PC/009)(T-05)**x2
T Owies
JF Muller

**SUB-SECTION
SWIMMING
POOL
MALMESBURY**

Lifeguard/Care-taker
(DM/015/IS/MN/051c)(T-09)x2
W Damon
M Madlingozi

Handyman:
Swimming Pool
(DM/015/IS/PC/006a)(T-05)x1
CC Daniels

**SUB-SECTION
SWIMMING POOL
WEST BANK**

Lifeguard/
Caretaker
(DM/015/IS/MN/051d)(T-09)x2
ED Arendse
MC Mdoda

Handyman:
Swimming Pool
(DM/015/IS/PC/006b)
(T-05)x1
PJ Swarts

**SUB-SECTION
GENERAL
MAINTENANCE &
GARDENING
MALMESBURY**

Snr Supervisor/Truck Driver
(DM/015/IS/PC/016)(T-08)x1
GD Samuels

General Assistant
(DM/015/IS/MN/048c)(T-03)x3
JW Cornelius
J Dyason
J Samson

**SUB-SECTION SPORTS
FIELDS**

Caretaker Sports Fields
(Wesbank)**(DM/015/IS/MN/049c)(T-07)**x1
WC Farmer

Caretaker Sports Fields
(Chatsw)**(DM/015/IS/MN/049d)(T-07)**x1
GMF Coetzee

Groundsman
(DM/015/IS/PC/014)(T-06)x1
T Tshwela

**SECTION
PARKS AND FACILITIES
DARLING**

Senior Foreman
(DM/015/IS/PC/017b)(T-10)x1
PJ van Schalkwyk

Supervisor/Tractor Driver
(DM/015/IS/MN/050c)(T-07)x1
A Boois

Snr Caretaker: Sports Fields
(DM/015/IS/PC/007)(T-07)x1
F Adams

Handyman
(DM/015/IS/PC/005b)(T-05)x4
F Julies, JR Syster, J Solmons,
F Teba

General Assistant
(DM/015/IS/MN/048d)(T-03)x3
ML Oppelt, G Solomons,
RW Philander

General Assistant (Yzerfontein)
(DM/015/IS/MN/048e)(T-03)
W Lowies

**SUB-SECTION
SWIMMING POOL**

Lifeguard/Caretaker
(DM/015/IS/MN/051a)(T-09)x1
U Jaca



Verslag ♦ Ingxelo ♦ Report

Kantoor van die Munisipale Bestuurder
23 April 2026

7/1/2/2-2
WYK: ALLE

ITEM 8.2 VAN DIE AGENDA VAN 'N RAADSVERGADERING WAT GEHOU SAL WORD OP 30 APRIL 2026.

ONDERWERP: KWARTAALVERSLAG (ARTIKEL 52 van MFMA) – JANUARIE – MAART 2026

SUBJECT: QUARTERLY REPORT (SECTION 52 of MFMA) – JANUARY – MARCH 2026

1. AGTERGROND / BACKGROUND

Die doel van hierdie verslag is om te voldoen aan die vereistes van Artikel 52 (d) van die Wet op Munisipale Finansiële Bestuur, No. 56 van 2003, wat die algemene verantwoordelikhede van die Burgermeester voorskryf om aan die raad die finansiële posisie asook die finansiële vordering van die munisipaliteit voor te lê, gemeet teenoor die goedgekeurde begroting vir die 3de kwartaal soos op 31 Maart 2026.

Hierdie verslag bevat ook die nie-finansiële inligting in die vorm van die munisipaliteit se prestasie gemeet teen die teikens soos uiteengesit in die Topvlak Dienslewering en Begroting Implementeringsplan van 2025/2026.

The purpose of this report is to comply with the requirements of Section 52 (d) of the Municipal Finance Management Act, No. 56 of 2003, which prescribes the general responsibilities of the Mayor to table to council the financial position as well as the financial progress of the municipality, measured against the approved budget for the 3rd quarter as at 31 March 2026.

This report also includes the non-financial information in the form of the municipality's performance measured against the targets set out in the Top Level Service Delivery and Budget Implementation Plan 2025/2026.

2. WETGEWING / LEGISLATION

2.1 Local Government: Municipal Systems Act 32 of 2000

2.2 Local Government: Municipal Finance Management Act 56 of 2003

3. KOPPELING AAN DIE GOP / LINK TO THE IDP

The monthly report links with Chapter 4 of the IDP - Strategic Goal 5 (A Connected and Innovative Local Government).

4. FINANSIËLE IMPLIKASIE / FINANCIAL IMPLICATION

Not applicable.

Grants and Subsidies received and recognised for the period January – March 2026

• Human Settlements	R 43 131 305
• Local Government Equitable Share	R 41 328 000
• Maintenance and Construction of Transport Infrastructure	R 11 900 000
• Water Services Infrastructure Grant	R 7 044 000
• Integrated National Electrification Programme	R 7 463 000
• Library Grant	R 4 144 000
• Municipal Infrastructure Grant (MIG)	R 2 196 000
• Municipal Service Delivery and Capacity Building Grant	R 709 600
• EPWP Incentive	R 591 000

5. AANBEVELING / RECOMMENDATION

Dat kennis geneem word dat die kwartaalverslag op 28 April 2026 by die MPAC ter tafel gelê was “en dat die MPAC, by wyse van verslagdoening aan die Raad, aanbeveel dat die Raad kennis neem van die kwartaalverslag, soos voorgeskryf deur Artikel 52 van die Wet op Munisipale Finansiële Bestuur, Wet 56 van 2003 ten opsigte van die implementering van die begroting sowel as die prestasie teenoor die Topvlak Dienslewering en Begroting Implementeringsplan van die munisipaliteit vir die periode 1 Januarie tot 31 Maart 2026”

That cognisance be taken that the quarterly report was tabled at the MPAC on 28 April 2026 “and that the MPAC, by way of reporting to the Council, recommends that the Council takes note of the quarterly report as required by Section 52 of the Municipal Finance Management Act, Act 56 of 2003 in respect of the implementation of the budget as well as the performance against the Top Layer Service Delivery and Budget Implementation Plan of the municipality for the period 1 January to 31 March 2026”.

(get) J Scholtz

MUNICIPAL MANAGER

WC015 Swartland Municipality

Section 52 Quarterly Report



Quarter 3 January 2026 – March 2026

Table of Contents

PART 1: IN-YEAR REPORT	PAGE
Section 1 – Mayor’s Report	3
Section 2 – Resolutions	3
Section 3 – Executive Summary	3-15
Section 4 – In-year budget statement tables	16-22
 PART 2 – SUPPORTING DOCUMENTATION	
Section 5 – Debtors' analysis	23-24
Section 6 – Creditors' analysis	25
Section 7 – Investment portfolio analysis	26-27
Section 8 – Allocation and grant receipts and expenditure	28-30
Section 9 – Expenditure on Councillor, Senior Managers and Other Staff.....	31-32
Section 10 – Material variances to the SDBIP	32
Section 11– Capital programme performance	33
Section 12 – Other supporting documentation	34-39
Section 13 – Quality certification	40-41

PART 1 – IN-YEAR REPORT

Section 1 – Mayor’s Report

1.1 In -Year Report – Quarterly Budget Statement

The quarterly budget statement for the period ended 31 March 2026 has been prepared to meet the legislative requirements of the Municipal Budget and Reporting Regulations and the MFMA.

1.2 Financial problems or potential risks facing the municipality

Currently none, it will be reviewed and assessed at the end of each quarter.

Section 2 - Resolutions

RECOMMENDATION:

That Council takes cognisance of the quarterly budget statement and supporting documentation for the quarter ended 31 March 2026.

Section 3 – Executive Summary

3.1 Introduction

It is required by Section 52(d) of the Municipal Finance Management Act that the Mayor of the Municipality, must within 30 days of the end of each quarter, submit a report to the council on the implementation of the budget and the financial state of affairs of the municipality.

3.2 High-level Results

- The following table provides a high-level summary of the municipality’s **YTD performance** on the capital, operational revenue and expenditure measured against the **YTD budget** as at 31 March 2026.

Description	YTD Operating Revenue	YTD Operating Expenditure	YTD Capital Expenditure
Year-to-date Budget 2025/26	R 1 258 212 314	R 942 974 033	R 214 355 530
Actuals as at 31 March 2026	R 1 272 672 104	R 985 576 926	R 152 959 396
Variance between YTD Budget and Actuals (over/-under)	R 14 459 790	R 42 602 893	R -61 396 135
Variance %	1%	5%	-29%

Note: Operating revenue includes capital transfers compared to the revenue schedule under 3.2.3.

Operational Revenue

The YTD Revenue (**including capital transfers**) at the end of March 2026 was **R1.27 billion, 1% above** the YTD budgeted projections.

Operational Expenditure

The YTD Expenditure at the end of March 2026 was **R985.577 million, 5% above** the YTD budgeted projections.

Capital Expenditure

The YTD Capital expenditure at the end of March 2026 was **R152.959 million**, which is **54.62%** of the total budget of **R280 050 142**.

- The following table provides a high-level summary of the municipality's **Annual performance** on the capital, operational revenue and expenditure measured against the **Annual budget** as at 31 March 2026.

Description	Annual Operating Revenue	Annual Operating Expenditure	Annual Capital Expenditure
Annual Budget 2025/26	R 1 725 538 886	R 1 515 384 860	R 280 050 142
Actuals as at 31 March 2026	R 1 272 672 104	R 985 576 926	R 152 959 396
Actuals as % of Total Annual Budget	74%	65%	55%

➤ **Debtors**

The collection rate for March 2026 was **98.54%** compared to **95.56%** in February 2026 (Amounts received in the current month for the previous month's debtors raised).

➤ **Cash flow**

The municipality started the fiscal year with a positive audited cash balance of R677.020 million (Excluding the long term investment of R300 million that will mature on 29 June 2026). The closing balance as at 31 March 2026 was **R990.613 million**, which amount includes short-term investments made of R690 million.

3.2.1 Actual vs Planned - Capital, Operational Expenditure and Revenue per directorate (SDBIP – 2025/26)

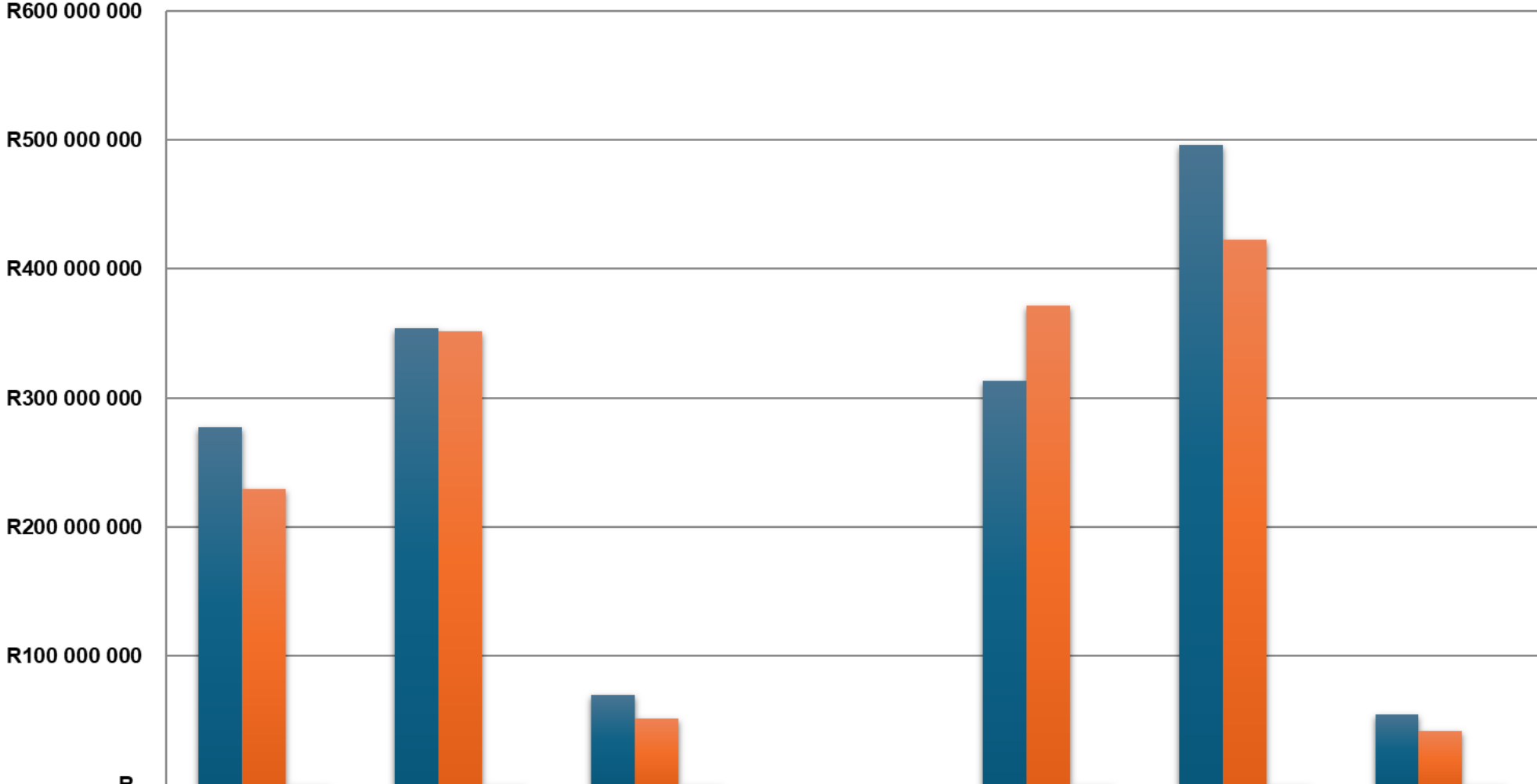
SERVICE DELIVERY AND BUDGET IMPLEMENTATION PLAN		JANUARY			FEBRUARY			MARCH			QUARTER 3		
		Planned	Actual	%	Planned	Actual	%	Planned	Actual	%	Planned	Actual	%
2025/26													
CIVIL SERVICES	Expenditure	27 013 159	23 058 276	85%	36 709 822	47 834 193	130%	26 527 466	59 989 703	226%	90 250 447	130 882 172	145%
	Revenue	35 928 476	23 397 309	65%	26 490 392	42 744 352	161%	43 825 242	39 080 809	89%	106 244 110	105 222 470	99%
	Capital	5 935 652	1 831 503	31%	17 265 595	10 716 911	62%	16 939 092	15 196 788	90%	40 140 339	27 745 202	69%
CORPORATE SERVICES	Expenditure	3 427 757	3 280 680	96%	3 661 654	3 569 936	97%	3 661 654	4 520 774	123%	10 751 065	11 371 390	106%
	Revenue	2 270 589	1 219 216	54%	1 569 847	1 189 955	76%	1 569 847	2 297 827	146%	5 410 283	4 706 998	87%
	Capital	20 000	-	0%	26 000	19 740	76%	67 778	27 649	41%	113 778	47 389	42%
COUNCIL SERVICES	Expenditure	1 059 977	1 271 115	120%	1 914 246	1 319 057	69%	1 560 271	2 017 250	129%	4 534 494	4 607 422	102%
	Revenue	22 116	6 778	31%	22 116	19 976	90%	22 116	3 175	14%	66 348	29 929	45%
	Capital	-	-	#DIV/0!	-	-	#DIV/0!	-	-	#DIV/0!	-	-	#DIV/0!
ELECTRICITY SERVICES	Expenditure	48 753 595	39 578 648	81%	45 724 916	39 567 873	87%	38 335 544	40 942 141	107%	132 814 055	120 088 662	90%
	Revenue	61 513 263	47 273 660	77%	50 936 631	47 018 456	92%	55 223 211	53 246 979	96%	167 673 105	147 539 095	88%
	Capital	(15 590 124)	(89 047)	1%	3 728 500	1 695 356	45%	2 713 500	3 034 643	112%	(9 148 124)	4 640 952	-51%
FINANCIAL SERVICES	Expenditure	5 838 363	5 762 112	99%	4 994 624	6 772 012	136%	4 814 153	5 388 217	112%	15 647 140	17 922 341	115%
	Revenue	22 760 888	21 168 166	93%	20 696 530	18 794 920	91%	39 954 635	42 370 165	106%	83 412 053	82 333 251	99%
	Capital	(86 375)	-	0%	-	6 650	#DIV/0!	-	-	#DIV/0!	(86 375)	6 650	-8%
DEVELOPMENT SERVICES	Expenditure	10 934 297	2 399 876	22%	16 630 596	14 506 336	87%	16 571 296	46 498 408	281%	44 136 189	63 404 621	144%
	Revenue	(50 735 384)	1 126 676	-2%	113 144 276	15 447 078	14%	64 530 268	61 111 989	95%	126 939 160	77 685 743	61%
	Capital	5 453 253	107 785	2%	8 129 714	1 427 159	18%	9 724 527	7 579 620	78%	23 307 494	9 114 564	39%
MUNICIPAL MANAGER	Expenditure	557 667	740 588	133%	482 988	728 033	151%	462 504	777 838	168%	1 503 159	2 246 459	149%
	Revenue	-	75	0%	-	-	0%	-	-	#DIV/0!	-	75	#DIV/0!
	Capital	20 484	-	0%	-	-	0%	-	-	#DIV/0!	20 484	-	0%
PROTECTION SERVICES	Expenditure	3 871 388	7 389 809	191%	5 070 049	7 123 976	141%	5 032 545	6 538 507	130%	13 973 982	21 052 292	151%
	Revenue	2 099 515	2 474 234	118%	2 104 780	2 531 177	120%	2 025 175	440 941	22%	6 229 470	5 446 352	87%
	Capital	41 200	33 216	81%	293 261	31 700	11%	50 000	50 512	101%	384 461	115 428	30%
TOTAL	Expenditure	101 456 203	83 481 105	82%	115 188 895	121 421 417	105%	96 965 433	166 672 836	172%	313 610 531	371 575 358	118%
	Revenue	73 859 463	96 666 115	131%	214 964 572	127 745 914	59%	207 150 494	198 551 885	96%	495 974 529	422 963 914	85%
	Capital	(4 205 910)	1 883 457	-45%	29 443 070	13 897 516	47%	29 494 897	25 889 212	88%	54 732 057	41 670 185	76%

- **Note:** The negative monthly cashflow budgets for January is due to the amendments to the operating and capital projects as a result of the mid-year adjustments budget.
- Some year-end expenditure transactions were done in March 2026, such as Water Inventory Consumed under Civil services. The variance for expenditure under Development services is due to Housing Top structure payments. **All other variances are explained under point 3.2.3 up until point 3.2.5.**

Actual vs Planned - Capital, Operational Expenditure and Revenue per directorate (SDBIP – 2024/25)

SERVICE DELIVERY AND BUDGET IMPLEMENTATION PLAN		JANUARY			FEBRUARY			MARCH			QUARTER 3		
		Planned	Actual	%	Planned	Actual	%	Planned	Actual	%	Planned	Actual	%
2024/25													
CIVIL SERVICES	Expenditure	32 177 437	23 247 863	72%	40 646 668	29 858 785	73%	29 687 340	21 728 125	73%	102 511 445	74 834 774	73%
	Revenue	26 291 522	24 751 164	94%	24 307 951	25 780 588	106%	43 945 653	44 513 837	101%	94 545 126	95 045 588	101%
	Capital	(8 725 486)	3 362 045	-39%	9 683 272	8 593 700	89%	5 890 794	6 219 132	106%	6 848 580	18 174 878	265%
CORPORATE SERVICES	Expenditure	3 255 787	2 943 584	90%	3 909 212	3 330 033	85%	3 906 641	3 334 491	85%	11 071 640	9 608 108	87%
	Revenue	213 804	1 221 001	571%	1 100 908	1 311 090	119%	2 100 908	1 026 987	49%	3 415 620	3 559 077	104%
	Capital	60 000	35 207	59%	8 000	37 740	472%	20 000	238 727	1194%	88 000	311 674	354%
COUNCIL SERVICES	Expenditure	1 075 090	1 319 053	123%	2 328 653	1 495 217	64%	1 603 045	1 499 072	94%	5 006 788	4 313 342	86%
	Revenue	26 741	164 399	615%	21 941	5 700	26%	16 941	229 661	1356%	65 623	399 760	609%
	Capital	(54 939)	(120 894)	220%	400 000	-	0%	-	-	#DIV/0!	345 061	(120 894)	-35%
ELECTRICITY SERVICES	Expenditure	41 202 158	30 653 945	74%	33 976 023	33 098 946	97%	36 381 112	31 237 934	86%	111 559 293	94 990 824	85%
	Revenue	55 643 927	42 032 270	76%	40 920 784	41 428 178	101%	40 490 913	61 470 333	152%	137 055 624	144 930 781	106%
	Capital	(14 370 458)	1 775 296	-12%	9 440 682	873 643	9%	4 935 015	13 992 176	284%	5 239	16 641 115	317639%
FINANCIAL SERVICES	Expenditure	6 779 360	5 273 284	78%	6 003 953	6 621 379	110%	6 121 990	4 715 801	77%	18 905 303	16 610 464	88%
	Revenue	26 624 730	18 583 585	70%	18 667 425	18 681 228	100%	41 623 508	42 434 363	102%	86 915 663	79 699 176	92%
	Capital	(55 594)	19 717	-35%	226 065	248 908	110%	-	-	#DIV/0!	170 471	268 626	158%
DEVELOPMENT SERVICES	Expenditure	(1 665 525)	2 410 099	-145%	4 335 192	2 541 722	59%	2 848 548	2 763 651	97%	5 518 215	7 715 472	140%
	Revenue	(18 220 849)	1 045 492	-6%	21 025 136	3 424 317	16%	21 368 883	16 687 227	78%	24 173 170	21 157 035	88%
	Capital	20 593 758	231 651	1%	20 421 015	1 974 635	10%	21 272 674	13 805 864	65%	62 287 447	16 012 150	26%
MUNICIPAL MANAGER	Expenditure	726 134	657 266	91%	755 737	658 084	87%	795 228	719 362	90%	2 277 099	2 034 713	89%
	Revenue	-	-	0%	-	-	0%	-	-	#DIV/0!	-	-	#DIV/0!
	Capital	9 017	-	0%	-	11 217	0%	-	-	#DIV/0!	9 017	11 217	124%
PROTECTION SERVICES	Expenditure	5 861 234	6 299 030	107%	7 590 780	7 057 762	93%	7 360 915	6 198 169	84%	20 812 929	19 554 961	94%
	Revenue	2 816 042	2 277 924	81%	1 812 125	2 147 468	119%	3 449 663	2 135 866	62%	8 077 830	6 561 259	81%
	Capital	166 528	179 168	108%	20 000	119 700	599%	200 000	24 447	12%	386 528	323 315	84%
TOTAL	Expenditure	89 411 675	72 804 124	81%	99 546 218	84 661 929	85%	88 704 819	72 196 606	81%	277 662 712	229 662 658	83%
	Revenue	93 395 917	90 075 835	96%	107 856 270	92 778 568	86%	152 996 469	168 498 274	110%	354 248 656	351 352 677	99%
	Capital	(2 377 174)	5 482 190	-231%	40 199 034	11 859 544	30%	32 318 483	34 280 346	106%	70 140 343	51 622 079	74%

SDBIP QUARTER 3 COMPARISON



R-	Expenditure 2024/25	Revenue 2024/25	Capital 2024/25		Expenditure 2025/26	Revenue 2025/26	Capital 2025/26
■ Planned	R277 662 712	R354 248 656	R70 140 343		R313 610 531	R495 974 529	R54 732 057
■ Actual	R229 662 658	R351 352 677	R51 622 079		R371 575 358	R422 963 914	R41 670 185
■ Variance %	83%	99%	74%		118%	85%	76%

3.2.2 OPERATING REVENUE – ACTUAL RECEIPTS VERSUS BILLING PER SERVICE

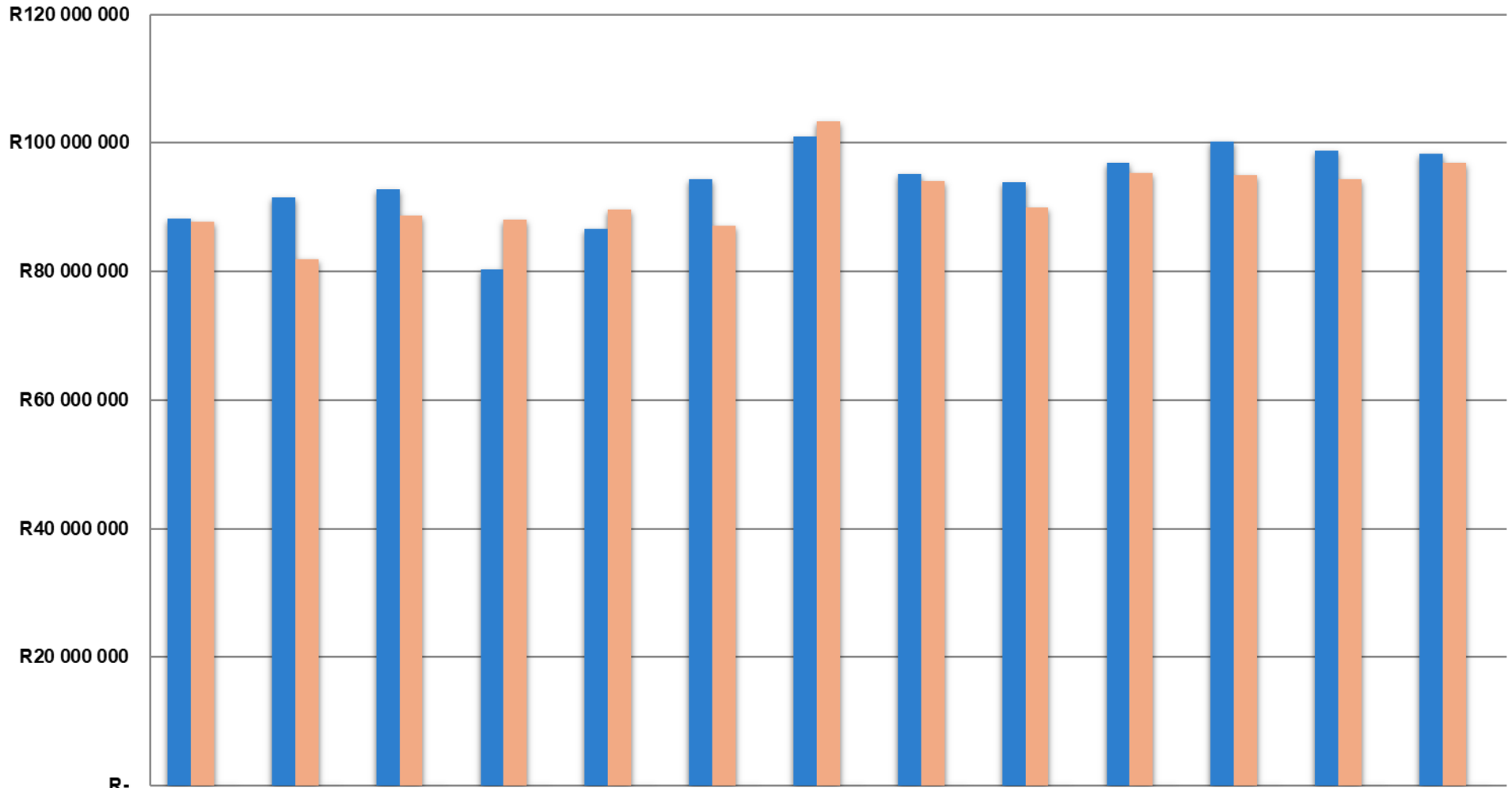
2025/26		Jan-26		Feb-26		Mar-26		Quarter 3		%
		Debtors Raised	Actual Payments	Debtors Raised	Actual Payments	Debtors Raised	Actual Payments	Debtors Raised	Actual Payments	
ELECTRICITY	1	55 244 461	54 296 974	53 914 284	52 698 108	53 586 684	55 446 014	162 745 429	162 441 096	100%
RATES	2	17 961 050	17 565 540	18 006 134	17 010 088	18 010 304	17 612 372	53 977 488	52 188 000	97%
SEWERAGE	3	4 995 947	4 565 178	4 996 303	4 619 724	4 981 485	4 780 675	14 973 735	13 965 576	93%
AVAILABILITY	4	1 194 407	1 053 998	1 191 638	1 006 728	1 189 254	1 066 004	3 575 299	3 126 729	87%
HOUSING	5	37 889	32 381	36 877	30 815	35 023	34 629	109 788	97 825	89%
WATER	6	13 837 234	11 549 438	13 883 704	12 098 895	13 490 929	11 652 449	41 211 867	35 300 782	86%
REFUSE	7	4 258 110	3 921 488	4 244 560	3 905 365	4 241 086	4 241 171	12 743 755	12 068 024	95%
OTHER		2 738 705	2 045 755	2 532 362	3 046 859	2 798 307	2 065 487	8 069 374	7 158 101	89%
		R 100 267 802	R 95 030 752	R 98 805 861	R 94 416 580	R 98 333 072	R 96 898 801	R 297 406 735	R 286 346 133	96.28%

2024/25		Jan-25		Feb-25		Mar-25		Quarter 3		%
		Debtors Raised	Actual Payments	Debtors Raised	Actual Payments	Debtors Raised	Actual Payments	Debtors Raised	Actual Payments	
ELECTRICITY	1	46 412 416	48 720 096	47 365 968	46 050 031	46 263 890	48 063 256	140 042 274	142 833 382	102%
RATES	2	17 109 999	16 383 595	17 082 529	16 324 321	17 025 820	15 240 932	51 218 349	47 948 848	94%
SEWERAGE	3	4 605 702	4 280 727	4 601 818	4 213 539	4 631 156	4 287 133	13 838 676	12 781 399	92%
AVAILABILITY	4	1 137 878	936 411	1 135 746	1 048 448	1 163 661	983 333	3 437 285	2 968 193	86%
HOUSING	5	37 170	31 506	40 267	29 696	35 240	32 591	112 677	93 794	83%
WATER	6	10 839 579	9 509 620	12 180 533	10 536 090	13 240 968	10 768 413	36 261 080	30 814 123	85%
REFUSE	7	3 643 942	3 372 773	3 647 706	3 392 235	3 678 103	3 518 838	10 969 752	10 283 845	94%
OTHER		2 291 327	1 749 397	2 061 586	1 538 890	2 207 875	4 814 202	6 560 787	8 102 489	123%
		R 86 078 014	R 84 984 125	R 88 116 153	R 83 133 251	R 88 246 713	R 87 708 698	R 262 440 880	R 255 826 073	97.48%

The combined monthly services collection rate of **96.28%** for the third quarter of the 2025/26 financial year, shows a decrease when compared to the previous financial year's rate of **97.48%**. The actual payments refer to amounts received for the previous month's debtors raised.

AMOUNTS RECEIVED IN CURRENT MONTH FOR THE PREVIOUS MONTH'S DEBTORS RAISED

Monthly Collection Rate %



	Mar-25	Apr-25	May-25	Jun-25	Jul-25	Aug-25	Sept-25	Oct-25	Nov-25	Dec-25	Jan-26	Feb-26	Mar-26
Series1	88 246 71	91 604 70	92 875 83	80 269 41	86 620 24	94 405 41	100 926 2	95 224 75	93 880 52	96 838 05	100 267 8	98 805 86	98 333 07
Series2	87 708 69	81 836 74	88 729 10	88 111 65	89 677 50	87 163 09	103 436 4	94 110 24	89 886 98	95 270 85	95 030 75	94 416 58	96 898 80
Series3	99.39%	89.34%	95.54%	109.77%	103.53%	92.33%	102.49%	98.83%	95.75%	98.38%	94.78%	95.56%	98.54%

3.2.3 Revenue by source against Annual Budget

WC015 Swartland - Table C4 Monthly Budget Statement - Financial Performance (revenue and expenditure) - Q3 Third Quarter									
Description	2024/25	Budget Year 2025/26							
	Audited Outcome	Original Budget	Adjusted Budget	Monthly actual	YearTD actual	YearTD budget	YTD variance	YTD variance %	Full Year Forecast
R thousands									
Revenue									
Exchange Revenue									
Service charges - Electricity	516 001	548 246	572 557	48 266	433 997	433 925	72	0%	572 557
Service charges - Water	95 518	103 605	107 755	10 070	86 606	84 949	1 657	2%	107 755
Service charges - Waste Water Management	63 839	61 128	63 518	5 723	51 379	48 458	2 920	6%	63 518
Service charges - Waste management	38 791	42 709	44 665	3 838	33 948	33 673	275	1%	44 665
Sale of Goods and Rendering of Services	15 295	14 664	186 080	3 267	18 567	21 420	(2 853)	-13%	186 080
Agency services	5 658	7 194	7 194	492	4 910	5 552	(642)	-12%	7 194
Interest earned from Receivables	4 078	3 821	3 749	297	2 872	2 818	55	2%	3 749
Interest from Current and Non Current Assets	95 899	81 529	104 459	1 868	10 645	8 708	1 937	22%	104 459
Rental from Fixed Assets	1 883	1 759	1 921	148	1 608	1 528	79	5%	1 921
Operational Revenue	12 085	4 885	5 347	367	4 131	4 243	(112)	-3%	5 347
Non-Exchange Revenue									
Property rates	200 765	212 727	215 090	19 289	163 433	162 230	1 203	1%	215 090
Surcharges and Taxes	-	-	-	-	-	-	-	-	-
Fines, penalties and forfeits	36 326	38 363	39 146	195	457	256	200	78%	39 146
Licence and permits	4 838	5 669	5 669	469	3 825	4 409	(584)	-13%	5 669
Transfers and subsidies - Operational	181 836	342 208	208 818	92 952	354 297	348 180	6 117	2%	208 818
Interest	1 783	2 253	2 193	181	1 662	1 659	3	0%	2 193
Operational Revenue	11 581	12 484	12 394	1 137	9 361	9 332	29	0%	12 394
Gains on disposal of Assets	1 702	2 680	3 145	-	1 457	1 764	(308)	-17%	3 145
Total Revenue (excluding capital transfers and contributions)	1 287 878	1 485 925	1 583 700	188 559	1 183 154	1 173 105	10 049	1%	1 583 700

The statement of Financial Performance compares the expenditure and revenue against the budget for the period ended 31 March 2026.

- **Sale of Goods and Rendering of Services** stands at 13% below the YTD budgeted projections due to underspending on Construction Contract projects.
- **Agency Services, Licence and permits** stands below the YTD budgeted projections with the amounts being insignificant from a material point of view.
- **Interest from Current and Non-Current Assets** stands at 22% above the YTD budgeted projections and refer to the interest received on the positive current account balance.
- **Fines, penalties and forfeits** stands at 78% above the YTD budgeted projections with the amounts being insignificant from a material point of view.
- Revenue for the month of **March 2026** was **R188.559 million** whilst the overall YTD performance **excluding capital transfers** is **1% above** YTD budgeted projections

3.2.4 Expenditure by source against Annual Budget

WC015 Swartland - Table C4 Monthly Budget Statement - Financial Performance (revenue and expenditure) - Q3 Third Quarter									
Description	2024/25	Budget Year 2025/26							
	Audited Outcome	Original Budget	Adjusted Budget	Monthly actual	YearTD actual	YearTD budget	YTD variance	YTD variance %	Full Year Forecast
R thousands									
Expenditure By Type									
Employee related costs	339 021	368 788	375 844	27 696	258 079	246 544	11 535	5%	375 844
Remuneration of councillors	12 598	12 630	12 850	1 369	9 565	9 480	84	1%	12 850
Bulk purchases - electricity	410 595	479 999	495 451	35 129	325 042	333 558	(8 516)	-3%	495 451
Inventory consumed	57 826	72 865	71 123	30 704	47 020	23 058	23 962	104%	71 123
Debt impairment	22 562	5 959	35 581	-	-	-	-	-	35 581
Depreciation and amortisation	103 497	133 697	125 306	9 356	83 311	88 258	(4 947)	-6%	125 306
Interest	9 903	9 954	8 836	432	2 588	2 156	432	20%	8 836
Contracted services	66 354	231 960	262 960	51 706	195 820	177 270	18 549	10%	262 960
Transfers and subsidies	3 486	4 073	3 666	18	2 039	3 005	(965)	-32%	3 666
Irrecoverable debts written off	19 367	41 008	22 797	-	12 306	10 826	1 480	14%	22 797
Operational costs	47 569	67 124	71 228	3 631	40 774	46 492	(5 718)	-12%	71 228
Losses on Disposal of Assets	3 360	17 260	12 840	-	2 402	2 327	75	3%	12 840
Other Losses	13 071	13 490	16 903	6 631	6 631	-	6 631	#DIV/0!	16 903
Total Expenditure	1 109 209	1 458 809	1 515 385	166 673	985 577	942 974	42 603	5%	1 515 385

- **Inventory consumed** stand above the YTD budgeted projections due to the recognition of Water Inventory.
- **Contracted services** stand above the YTD budgeted projections due to Housing Top structure projects.
- **Transfers and Subsidies** are paid out when beneficiaries submit audited financial statements as required, in order for SM to pay out these financial contributions.
- **Operational costs** stand below the YTD budgeted projections due to underspending on various line items.
- Expenditure for the month of **March 2026** was **R166.673 million** whilst the overall YTD performance stands at **5% above** the budgeted projections.

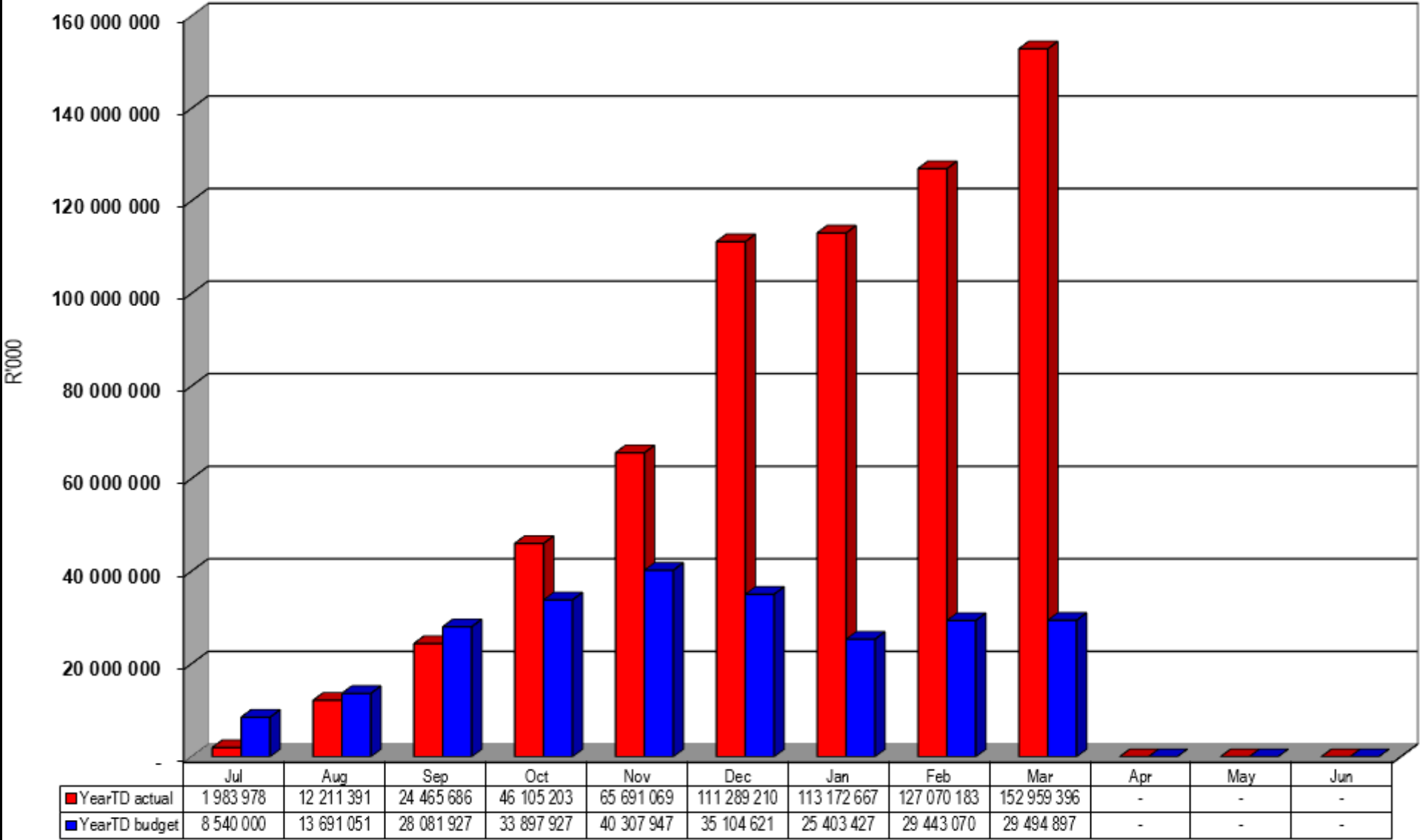
3.2.5 Capital expenditure and graphs against Annual Budget

WC015 Swartland - Table C5 Monthly Budget Statement - Capital Expenditure (municipal vote, functional classification and funding) - Q3 Third Quarter									
Vote Description	2024/25	Budget Year 2025/26							
	Audited Outcome	Original Budget	Adjusted Budget	Monthly actual	YearTD actual	YearTD budget	YTD variance	YTD variance %	Full Year Forecast
R thousands									
Multi-Year expenditure appropriation									
Vote 2 - Civil Services	46 693	94 706	103 658	12 570	64 048	86 325	(22 277)	-26%	103 658
Vote 4 - Electricity Services	25 001	75 133	23 033	2 289	13 692	19 550	(5 858)	-30%	23 033
Vote 6 - Development Services	145 662	58 712	89 655	7 580	47 402	51 406	(4 004)	-8%	89 655
Total Capital Multi-year expenditure	217 356	228 552	216 347	22 438	125 142	157 281	(32 140)	-20%	216 347
Single Year expenditure appropriation									
Vote 1 - Corporate Services	424	573	448	28	175	254	(79)	-31%	448
Vote 2 - Civil Services	55 508	49 284	48 835	2 627	18 470	44 175	(25 705)	-58%	48 835
Vote 3 - Council	1 328	12	12	-	-	12	(12)	-100%	12
Vote 4 - Electricity Services	19 283	13 033	12 077	746	7 860	10 845	(2 985)	-28%	12 077
Vote 5 - Financial Services	632	168	82	-	82	82	(0)	0%	82
Vote 6 - Development Services	545	364	364	-	79	148	(69)	-47%	364
Vote 7 - Municipal Manager	90	12	42	-	-	32	(32)	-100%	42
Vote 8 - Protection Services	3 003	1 800	1 844	51	1 152	1 526	(374)	-25%	1 844
Total Capital single-year expenditure	80 812	65 247	63 703	3 451	27 818	57 074	(29 257)	-51%	63 703
Total Capital Expenditure	298 168	293 799	280 050	25 889	152 959	214 356	(61 396)	-29%	280 050
Capital Expenditure - Functional Classification									
Governance and administration	3 915	4 267	2 685	23	1 793	2 403	(609)	-25%	2 685
Executive and council	1 417	24	34	-	-	24	(24)	-100%	34
Finance and administration	2 498	4 243	2 651	23	1 793	2 379	(585)	-25%	2 651
Community and public safety	24 804	14 390	14 093	1 026	5 107	10 641	(5 533)	-52%	14 093
Community and social services	888	10 343	9 922	827	2 278	6 996	(4 717)	-67%	9 922
Sport and recreation	20 913	2 247	2 327	148	1 677	2 119	(442)	-21%	2 327
Public safety	3 003	1 800	1 844	51	1 152	1 526	(374)	-25%	1 844
Economic and environmental services	123 692	97 186	132 780	16 669	72 125	93 295	(21 170)	-23%	132 780
Planning and development	11 610	12 760	24 188	2 197	4 389	7 589	(3 200)	-42%	24 188
Road transport	112 082	84 426	108 592	14 472	67 736	85 706	(17 970)	-21%	108 592
Trading services	145 757	177 955	130 492	8 172	73 934	108 017	(34 083)	-32%	130 492
Energy sources	43 061	86 083	33 983	3 014	20 795	29 428	(8 633)	-29%	33 983
Water management	42 191	31 588	30 955	3 483	15 026	23 560	(8 534)	-36%	30 955
Waste water management	33 490	21 338	26 563	1 675	9 052	18 508	(9 456)	-51%	26 563
Waste management	27 015	38 946	38 992	-	29 061	36 521	(7 460)	-20%	38 992
Total Capital Expenditure - Functional Class	298 168	293 799	280 050	25 889	152 959	214 356	(61 396)	-29%	280 050
Funded by:									
National Government	53 459	60 270	49 893	8 746	38 956	43 849	(4 893)	-11%	49 893
Provincial Government	146 149	60 016	91 310	8 237	48 480	52 267	(3 788)	-7%	91 310
Transfers and subsidies - capital (monetary)	18 795	-	318	-	308	-	308	#DIV/0!	318
Transfers recognised - capital	218 403	120 287	141 520	16 983	87 744	96 116	(8 372)	-9%	141 520
Borrowing	-	30 000	-	-	-	-	-	-	-
Internally generated funds	79 765	143 512	138 530	8 906	65 216	118 239	(53 024)	-45%	138 530
Total Capital Funding	298 168	293 799	280 050	25 889	152 959	214 356	(61 396)	-29%	280 050

- Capital expenditure for the month of **March 2026** amounts to **R25 889 212** and stands at **29% below** the planned YTD budget which is not aligned to the SDBIP and budget plan as provided by the respective directors. This is notwithstanding the mid-year adjustment budget.
- The YTD actual is **R152 959 396**, **54.62%** of the total budget of **R280 050 142**.
- Commitments are R39 922 288.

2025-2026 Top 10 Capital Projects												
No	PROJECT DESCRIPTION	Approved budget	Adjustments Budget	Month Actual	YTD Expenditure	YTD Budget	YTD Variance R'000	YTD Variance %	Status of the project	Project Location	At what stage is each project currently (%)	Any challenges identified that is resulting in delays?
Roads												
1	Roads Swartland: Resealing of Roads	20 500 000	20 500 000	-	185 400	20 500 000	-20 314 600	-99%	Construction	Swartland	65%	N/A
2	Roads Swartland: Construction of New Roads	39 027 405	44 027 405	5 344 786	31 850 346	36 589 405	-4 739 059	-13%	Construction	Swartland	75%	N/A
Refuse												
3	Highlands: Development of new cell	23 435 581	23 435 581	-	22 233 637	23 435 581	-1 201 944	-5%	Construction	Swartland	90%	N/A
4	Highlands: Security Wall	9 600 000	10 300 000	-	3 071 533	8 100 000	-5 028 467	-62%	Construction	Swartland	55%	N/A
Water												
5	Water networks: Upgrades and Replacement	10 700 000	10 700 000	1 266 867	5 850 575	10 700 000	-4 849 425	-45%	Construction	Swartland	60%	N/A
Electrical Services												
6	Malmesbury De Hoop Serviced Sites	10 315 000	10 315 000	1 402 733	4 369 668	8 000 000	-3 630 332	-45%	Construction	Malmesbury	70%	N/A
7	Moorreesburg 600 IRDP erven. Electrical infrastructure and connections	7 550 000	7 550 000	406 884	6 659 581	6 550 000	109 581	2%	Construction	Moorreesburg	85%	N/A
Housing												
8	Malmesbury De Hoop Housing Project	40 500 000	62 500 000	5 003 682	43 434 289	41 374 998	2 059 291	5%	Construction	Malmesbury	86%	N/A
9	Kalbaskraal SEF	9 300 000	9 364 000	799 402	2 126 289	6 763 632	-4 637 343	-69%	Construction	Kalbaskraal	15%	N/A
10	Purchasing of Land: Silvertown	-	8 300 000	-	-	-	-	-	Content of purchase agreement in process to be finalised	Chatsworth	5%	N/A
TOTAL		223 027 986	206 991 986	14 224 353	119 781 316	162 013 616	-42 232 300	-26%				

Chart C2 2025/26 Capital Expenditure: YTD actual v YTD budget



3.2.6 PERFORMANCE INDICATORS

WC015 Swartland - Supporting Table SC2 Monthly Budget Statement - performance indicators - Q3 Third Quarter						
Description of financial indicator	Basis of calculation	2024/25	Budget Year 2025/26			
		Audited Outcome	Original Budget	Adjusted Budget	YearTD actual	Full Year Forecast
<u>Borrowing Management</u>						
Capital Charges to Operating Expenditure	Interest & principal paid/Operating Expenditure	0.4%	1.1%	2.8%	0.3%	2.8%
Borrowed funding of 'own' capital expenditure	Borrowings/Capital expenditure excl. transfers and grants	0.0%	20.9%	0.0%	0.0%	0.0%
<u>Safety of Capital</u>						
Debt to Equity	Loans, Accounts Payable, Overdraft & Tax Provision/ Funds & Reserves	7.2%	7.2%	6.1%	9.3%	6.1%
Gearing	Long Term Borrowing/ Funds & Reserves	7.6%	10.7%	0.0%	0.0%	0.0%
<u>Liquidity</u>						
Current Ratio	Current assets/current liabilities	5:1	7:1	7:1	3:1	7:1
Liquidity Ratio	Monetary Assets/Current Liabilities	4:1	7:1	6:1	2:1	7:1
<u>Revenue Management</u>						
Annual Debtors Collection Rate (Payment Level %)	Last 12 Mths Receipts/ Last 12 Mths Billing	97.9%	95.0%	95.0%	97.74%	95.0%
<u>Creditors Management</u>						
Creditors System Efficiency	% of Creditors Paid Within Terms (within MFMA s 65(e))	100.0%	100.0%	100.0%	99.60%	100.0%
<u>Other Indicators</u>						
Electricity Distribution Losses	% Volume (units purchased and generated less units sold)/units purchased and generated	5.0%	6.0%	5.0%	4.7%	5.0%
Water Distribution Losses	% Volume (units purchased and own source less units sold)/Total units purchased and own source	23.0%	21.0%	21.0%	22.0%	21.0%
Employee costs	Employee costs/Total Revenue - capital revenue	26.3%	24.8%	23.7%	21.8%	23.7%
Repairs & Maintenance	R&M/Total Revenue - capital revenue	5.5%	5.9%	5.6%	5.3%	5.6%
Interest & Depreciation	I&D/Total Revenue - capital revenue	8.8%	9.7%	8.5%	7.3%	8.5%
<u>IDP regulation financial viability indicators</u>						
i. Debt coverage	(Total Operating Revenue - Operating Grants)/Debt service payments due within financial	11.8%	12.2%	3.9%	3.8%	3.9%
ii. O/S Service Debtors to Revenue	Total outstanding service debtors/annual revenue received for services	15.9%	18.4%	0.2%	0.3%	0.2%
iii. Cost coverage	(Available cash + Investments)/monthly fixed operational expenditure	11	9	9	10	9

Note: Ratios will improve more positively over the reporting period as the formula only provides that it calculates the year to date. (Derived from the National Treasury C-schedules **and not** as prescribed by NT Circular-71)

Section 4 – In-year budget statement tables

4.1 Monthly budget statements

4.1.1 Table C1: s71 Monthly Budget Statement Summary

WC015 Swartland - Table C1 Monthly Budget Statement Summary - Q3 Third Quarter									
Description	2024/25	Budget Year 2025/26							
	Audited Outcome	Original Budget	Adjusted Budget	Monthly actual	YearTD actual	YearTD budget	YTD variance	YTD variance %	Full Year Forecast
R thousands									
Financial Performance									
Property rates	200 765	212 727	215 090	19 289	163 433	162 230	1 203	1%	215 090
Service charges	714 148	755 688	788 495	67 897	605 930	601 006	4 924	1%	788 495
Investment revenue	95 899	81 529	104 459	1 868	10 645	8 708	1 937	22%	104 459
Transfers and subsidies - Operational	181 836	342 208	208 818	92 952	354 297	348 180	6 117	0	208 818
Other own revenue	95 229	93 773	266 839	6 554	48 849	52 981	(4 132)	-8%	93 773
Total Revenue (excluding capital transfers and contributions)	1 287 878	1 485 925	1 583 700	188 559	1 183 154	1 173 105	10 049	1%	1 583 700
Employee costs	339 021	368 788	375 844	27 696	258 079	246 544	11 535	5%	375 844
Remuneration of Councillors	12 598	12 630	12 850	1 369	9 565	9 480	84	1%	12 850
Depreciation and amortisation	103 497	133 697	125 306	9 356	83 311	88 258	(4 947)	-6%	125 306
Interest	9 903	9 954	8 836	432	2 588	2 156	432	20%	8 836
Inventory consumed and bulk purchases	468 421	552 865	566 574	65 834	372 062	356 616	15 446	4%	566 574
Transfers and subsidies	3 486	4 073	3 666	18	2 039	3 005	(965)	-32%	3 666
Other expenditure	172 283	376 802	422 309	61 968	257 932	236 915	21 017	9%	422 309
Total Expenditure	1 109 209	1 458 809	1 515 385	166 673	985 577	942 974	42 603	5%	1 515 385
Surplus/(Deficit)	178 669	27 116	68 316	21 886	197 577	230 131	(32 554)	-14%	68 316
Transfers and subsidies - capital (monetary)	232 022	120 566	141 797	9 993	89 475	85 107	4 368	5%	141 797
Transfers and subsidies - capital (in-kind)	-	-	41	-	43	-	43	#DIV/0!	41
Surplus/(Deficit) after capital transfers & contributions	410 692	147 681	210 154	31 879	287 095	315 238	(28 143)	-9%	210 154
Share of surplus/ (deficit) of associate	-	-	-	-	-	-	-	-	-
Surplus/ (Deficit) for the year	410 692	147 681	210 154	31 879	287 095	315 238	(28 143)	-9%	210 154
Capital expenditure & funds sources									
Capital expenditure	298 168	293 799	280 050	25 889	152 959	214 356	(61 396)	-29%	280 050
Capital transfers recognised	218 403	120 287	141 520	16 983	87 744	96 116	(8 372)	-9%	141 520
Borrowing	-	30 000	-	-	-	-	-	-	-
Internally generated funds	79 765	143 512	138 530	8 906	65 216	118 239	(53 024)	-45%	138 530
Total sources of capital funds	298 168	293 799	280 050	25 889	152 959	214 356	(61 396)	-29%	280 050
Financial position									
Total current assets	888 805	1 146 461	1 309 594		1 222 541				1 309 594
Total non current assets	2 912 460	2 670 947	2 688 076		2 978 679				2 688 076
Total current liabilities	185 059	156 461	185 660		360 559				185 660
Total non current liabilities	199 419	227 630	185 069		180 641				185 069
Community wealth/Equity	3 416 787	3 433 317	3 626 941		3 372 924				3 626 941
Cash flows									
Net cash from (used) operating	479 550	341 602	373 358	82 710	458 884	374 277	(84 607)	-23%	373 358
Net cash from (used) investing	(269 511)	148	47 407	(26 368)	(147 342)	(187 096)	(39 754)	21%	47 407
Net cash from (used) financing	(3 511)	23 956	(32 711)	290	2 051	1 563	(488)	-31%	(32 711)
Cash/cash equivalents at the month/year end	677 020	895 335	1 065 074	-	990 613	865 763	(124 850)	-14%	1 065 074
Debtors & creditors analysis	0-30 Days	31-60 Days	61-90 Days	91-120 Days	121-150 Days	151-180 Days	181 Days-1 Yr	Over 1Yr	Total
Debtors Age Analysis									
Total By Income Source	74 140	15 144	3 566	2 580	2 244	5 749	4 190	38 400	146 013
Creditors Age Analysis									
Total Creditors	6 824	357	4	-	104	-	-	-	7 289

4.1.2 Table C2: Monthly Budget Statement - Financial Performance (standard classification)

WC015 Swartland - Table C2 Monthly Budget Statement - Financial Performance (functional classification) - Q3 Third Quarter									
Description	2024/25	Budget Year 2025/26							
	Audited Outcome	Original Budget	Adjusted Budget	Monthly actual	YearTD actual	YearTD budget	YTD variance	YTD variance %	Full Year Forecast
R thousands									
Revenue - Functional									
Governance and administration	387 011	389 717	419 012	42 654	267 126	265 038	2 088	1%	419 012
Executive and council	295	265	265	3	87	199	(112)	-56%	265
Finance and administration	386 716	389 452	418 747	42 651	267 039	264 839	2 200	1%	418 747
Internal audit	-	-	-	-	-	-	-	-	-
Community and public safety	227 428	262 229	310 486	62 402	235 447	229 025	6 422	3%	310 486
Community and social services	15 104	13 027	24 013	3 110	14 467	14 323	144	1%	24 013
Sport and recreation	11 246	5 939	6 239	514	6 280	5 348	932	17%	6 239
Public safety	46 318	49 236	50 060	(520)	11 022	8 390	2 632	31%	50 060
Housing	154 760	194 028	230 174	59 298	203 678	200 963	2 715	1%	230 174
Health	-	-	-	-	-	-	-	-	-
Economic and environmental services	35 862	39 587	46 569	(644)	35 502	30 832	4 671	15%	46 569
Planning and development	6 114	5 592	6 287	459	5 802	5 212	590	11%	6 287
Road transport	29 749	33 995	40 283	(1 103)	29 700	25 620	4 081	16%	40 283
Environmental protection	-	-	-	-	-	-	-	-	-
Trading services	869 594	914 931	949 445	94 140	734 596	733 298	1 298	0%	949 445
Energy sources	559 073	586 262	610 831	53 246	453 502	458 238	(4 737)	-1%	610 831
Water management	124 101	135 595	139 767	17 743	114 396	112 858	1 538	1%	139 767
Waste water management	106 953	106 188	109 988	14 561	89 187	90 497	(1 310)	-1%	109 988
Waste management	79 467	86 886	88 860	8 590	77 512	71 704	5 808	8%	88 860
Other	5	26	26	-	-	20	(20)	-100%	26
Total Revenue - Functional	1 519 900	1 606 491	1 725 539	198 552	1 272 672	1 258 212	14 460	1%	1 725 539
Expenditure - Functional									
Governance and administration	174 609	198 566	201 626	13 674	129 007	129 920	(914)	-1%	201 626
Executive and council	27 834	30 531	30 714	2 344	21 038	22 559	(1 521)	-7%	30 714
Finance and administration	144 227	165 245	168 057	11 120	106 031	105 349	681	1%	168 057
Internal audit	2 549	2 789	2 855	211	1 938	2 012	(74)	-4%	2 855
Community and public safety	161 193	322 271	345 330	56 927	237 956	211 443	26 513	13%	345 330
Community and social services	27 579	30 804	33 275	3 182	21 657	21 750	(93)	0%	33 275
Sport and recreation	36 485	42 431	42 605	3 236	28 947	29 440	(493)	-2%	42 605
Public safety	93 104	107 805	116 149	5 480	52 969	51 314	1 655	3%	116 149
Housing	4 026	141 231	153 301	45 029	134 384	108 940	25 444	23%	153 301
Economic and environmental services	67 362	108 231	98 238	5 559	65 567	67 221	(1 654)	-2%	98 238
Planning and development	16 497	17 956	17 915	1 239	11 877	11 605	272	2%	17 915
Road transport	50 865	90 275	80 323	4 320	53 690	55 616	(1 926)	-3%	80 323
Trading services	703 779	827 409	867 986	90 483	551 760	532 653	19 107	4%	867 986
Energy sources	461 517	556 387	588 014	40 950	369 503	378 784	(9 281)	-2%	588 014
Water management	98 059	117 662	118 677	38 864	77 788	43 375	34 413	79%	118 677
Waste water management	82 335	85 910	88 881	6 411	61 834	64 588	(2 754)	-4%	88 881
Waste management	61 869	67 452	72 413	4 258	42 635	45 906	(3 271)	-7%	72 413
Other	2 265	2 332	2 206	30	1 287	1 737	(450)	-26%	2 206
Total Expenditure - Functional	1 109 209	1 458 809	1 515 385	166 673	985 577	942 974	42 603	5%	1 515 385
Surplus/ (Deficit) for the year	410 692	147 681	210 154	31 879	287 095	315 238	(28 143)	-9%	210 154

4.1.3 Table C3: Monthly Budget Statement - Financial Performance (revenue and expenditure by municipal vote)

WC015 Swartland - Table C3 Monthly Budget Statement - Financial Performance (revenue and expenditure by municipal vote) - Q3 Third Quarter									
Vote Description	2024/25	Budget Year 2025/26							
	Audited Outcome	Original Budget	Adjusted Budget	Monthly actual	YearTD actual	YearTD budget	YTD variance	YTD variance %	Full Year Forecast
R thousands									
Revenue by Vote									
Vote 1 - Corporate Services	14 062	11 982	16 149	2 298	12 777	11 399	1 378	12%	16 149
Vote 2 - Civil Services	338 702	354 006	369 701	39 081	305 465	293 326	12 139	4%	369 701
Vote 3 - Council	295	265	265	3	87	199	(112)	-56%	265
Vote 4 - Electricity Services	559 090	586 280	610 849	53 247	453 515	458 252	(4 737)	-1%	610 849
Vote 5 - Financial Services	384 310	387 011	414 299	42 370	264 634	261 985	2 649	1%	414 299
Vote 6 - Development Services	165 993	204 042	250 539	61 112	216 432	214 102	2 331	1%	250 539
Vote 7 - Municipal Manager	131	-	8	-	-	-	-		8
Vote 8 - Protection Services	57 318	62 905	63 729	441	19 761	18 950	811	4%	63 729
Vote 9 - [NAME OF VOTE 9]	-	-	-	-	-	-	-		-
Total Revenue by Vote	1 519 900	1 606 491	1 725 539	198 552	1 272 672	1 258 212	14 460	1%	1 725 539
Expenditure by Vote									
Vote 1 - Corporate Services	44 343	49 233	55 687	4 521	35 231	35 559	(328)	-1%	55 687
Vote 2 - Civil Services	352 599	431 330	429 799	59 990	283 440	259 753	23 686	9%	429 799
Vote 3 - Council	23 585	25 469	25 414	2 017	17 998	20 158	(2 160)	-11%	25 414
Vote 4 - Electricity Services	463 276	559 645	584 030	40 942	370 628	379 021	(8 393)	-2%	584 030
Vote 5 - Financial Services	75 249	84 577	84 884	5 388	53 213	51 083	2 130	4%	84 884
Vote 6 - Development Services	32 120	172 555	190 897	46 498	155 076	129 709	25 367	20%	190 897
Vote 7 - Municipal Manager	9 706	11 298	11 682	778	7 357	6 827	531	8%	11 682
Vote 8 - Protection Services	108 331	124 701	132 992	6 539	62 634	60 864	1 770	3%	132 992
Vote 9 - [NAME OF VOTE 9]	-	-	-	-	-	-	-		-
Total Expenditure by Vote	1 109 209	1 458 809	1 515 385	166 673	985 577	942 974	42 603	5%	1 515 385
Surplus/ (Deficit) for the year	410 692	147 681	210 154	31 879	287 095	315 238	(28 143)	-9%	210 154

4.1.4 Table C4: Monthly Budget Statement - Financial Performance (revenue and expenditure)

WC015 Swartland - Table C4 Monthly Budget Statement - Financial Performance (revenue and expenditure) - Q3 Third Quarter									
Description	2024/25	Budget Year 2025/26							
	Audited Outcome	Original Budget	Adjusted Budget	Monthly actual	YearTD actual	YearTD budget	YTD variance	YTD variance %	Full Year Forecast
R thousands									
Revenue									
Exchange Revenue									
Service charges - Electricity	516 001	548 246	572 557	48 266	433 997	433 925	72	0%	572 557
Service charges - Water	95 518	103 605	107 755	10 070	86 606	84 949	1 657	2%	107 755
Service charges - Waste Water Management	63 839	61 128	63 518	5 723	51 379	48 458	2 920	6%	63 518
Service charges - Waste management	38 791	42 709	44 665	3 838	33 948	33 673	275	1%	44 665
Sale of Goods and Rendering of Services	15 295	14 664	186 080	3 267	18 567	21 420	(2 853)	-13%	186 080
Agency services	5 658	7 194	7 194	492	4 910	5 552	(642)	-12%	7 194
Interest earned from Receivables	4 078	3 821	3 749	297	2 872	2 818	55	2%	3 749
Interest from Current and Non Current Assets	95 899	81 529	104 459	1 868	10 645	8 708	1 937	22%	104 459
Rental from Fixed Assets	1 883	1 759	1 921	148	1 608	1 528	79	5%	1 921
Operational Revenue	12 085	4 885	5 347	367	4 131	4 243	(112)	-3%	5 347
Non-Exchange Revenue									
Property rates	200 765	212 727	215 090	19 289	163 433	162 230	1 203	1%	215 090
Fines, penalties and forfeits	36 326	38 363	39 146	195	457	256	200	78%	39 146
Licence and permits	4 838	5 669	5 669	469	3 825	4 409	(584)	-13%	5 669
Transfers and subsidies - Operational	181 836	342 208	208 818	92 952	354 297	348 180	6 117	2%	208 818
Interest	1 783	2 253	2 193	181	1 662	1 659	3	0%	2 193
Operational Revenue	11 581	12 484	12 394	1 137	9 361	9 332	29	0%	12 394
Gains on disposal of Assets	1 702	2 680	3 145	-	1 457	1 764	(308)	-17%	3 145
Total Revenue (excluding capital transfers and contributions)	1 287 878	1 485 925	1 583 700	188 559	1 183 154	1 173 105	10 049	1%	1 583 700
Expenditure By Type									
Employee related costs	339 021	368 788	375 844	27 696	258 079	246 544	11 535	5%	375 844
Remuneration of councillors	12 598	12 630	12 850	1 369	9 565	9 480	84	1%	12 850
Bulk purchases - electricity	410 595	479 999	495 451	35 129	325 042	333 558	(8 516)	-3%	495 451
Inventory consumed	57 826	72 865	71 123	30 704	47 020	23 058	23 962	104%	71 123
Debt impairment	22 562	5 959	35 581	-	-	-	-		35 581
Depreciation and amortisation	103 497	133 697	125 306	9 356	83 311	88 258	(4 947)	-6%	125 306
Interest	9 903	9 954	8 836	432	2 588	2 156	432	20%	8 836
Contracted services	66 354	231 960	262 960	51 706	195 820	177 270	18 549	10%	262 960
Transfers and subsidies	3 486	4 073	3 666	18	2 039	3 005	(965)	-32%	3 666
Irrecoverable debts written off	19 367	41 008	22 797	-	12 306	10 826	1 480	14%	22 797
Operational costs	47 569	67 124	71 228	3 631	40 774	46 492	(5 718)	-12%	71 228
Losses on Disposal of Assets	3 360	17 260	12 840	-	2 402	2 327	75	3%	12 840
Other Losses	13 071	13 490	16 903	6 631	6 631	-	6 631	#DIV/0!	16 903
Total Expenditure	1 109 209	1 458 809	1 515 385	166 673	985 577	942 974	42 603	5%	1 515 385
Surplus/(Deficit)	178 669	27 116	68 316	21 886	197 577	230 131	(32 554)	-14%	68 316
Transfers and subsidies - capital (monetary)	232 022	120 566	141 797	9 993	89 475	85 107	4 368	5%	141 797
Transfers and subsidies - capital (in-kind)	-	-	41	-	43	-	43	#DIV/0!	41
Surplus/(Deficit) after capital transfers & Surplus/ (Deficit) for the year	410 692	147 681	210 154	31 879	287 095	315 238	(28 143)	-9%	210 154
	410 692	147 681	210 154	31 879	287 095	315 238	(28 143)	-9%	210 154

4.1.5 Table C5: Monthly Budget Statement - Capital Expenditure (municipal vote, standard classification and funding)

WC015 Swartland - Table C5 Monthly Budget Statement - Capital Expenditure (municipal vote, functional classification and funding) - Q3 Third Quarter									
Vote Description	2024/25	Budget Year 2025/26							
	Audited Outcome	Original Budget	Adjusted Budget	Monthly actual	YearTD actual	YearTD budget	YTD variance	YTD variance %	Full Year Forecast
R thousands									
Multi-Year expenditure appropriation									
Vote 2 - Civil Services	46 693	94 706	103 658	12 570	64 048	86 325	(22 277)	-26%	103 658
Vote 4 - Electricity Services	25 001	75 133	23 033	2 289	13 692	19 550	(5 858)	-30%	23 033
Vote 6 - Development Services	145 662	58 712	89 655	7 580	47 402	51 406	(4 004)	-8%	89 655
Total Capital Multi-year expenditure	217 356	228 552	216 347	22 438	125 142	157 281	(32 140)	-20%	216 347
Single Year expenditure appropriation									
Vote 1 - Corporate Services	424	573	448	28	175	254	(79)	-31%	448
Vote 2 - Civil Services	55 508	49 284	48 835	2 627	18 470	44 175	(25 705)	-58%	48 835
Vote 3 - Council	1 328	12	12	-	-	12	(12)	-100%	12
Vote 4 - Electricity Services	19 283	13 033	12 077	746	7 860	10 845	(2 985)	-28%	12 077
Vote 5 - Financial Services	632	168	82	-	82	82	(0)	0%	82
Vote 6 - Development Services	545	364	364	-	79	148	(69)	-47%	364
Vote 7 - Municipal Manager	90	12	42	-	-	32	(32)	-100%	42
Vote 8 - Protection Services	3 003	1 800	1 844	51	1 152	1 526	(374)	-25%	1 844
Total Capital single-year expenditure	80 812	65 247	63 703	3 451	27 818	57 074	(29 257)	-51%	63 703
Total Capital Expenditure	298 168	293 799	280 050	25 889	152 959	214 356	(61 396)	-29%	280 050
Capital Expenditure - Functional Classification									
Governance and administration	3 915	4 267	2 685	23	1 793	2 403	(609)	-25%	2 685
Executive and council	1 417	24	34	-	-	24	(24)	-100%	34
Finance and administration	2 498	4 243	2 651	23	1 793	2 379	(585)	-25%	2 651
Community and public safety	24 804	14 390	14 093	1 026	5 107	10 641	(5 533)	-52%	14 093
Community and social services	888	10 343	9 922	827	2 278	6 996	(4 717)	-67%	9 922
Sport and recreation	20 913	2 247	2 327	148	1 677	2 119	(442)	-21%	2 327
Public safety	3 003	1 800	1 844	51	1 152	1 526	(374)	-25%	1 844
Economic and environmental services	123 692	97 186	132 780	16 669	72 125	93 295	(21 170)	-23%	132 780
Planning and development	11 610	12 760	24 188	2 197	4 389	7 589	(3 200)	-42%	24 188
Road transport	112 082	84 426	108 592	14 472	67 736	85 706	(17 970)	-21%	108 592
Trading services	145 757	177 955	130 492	8 172	73 934	108 017	(34 083)	-32%	130 492
Energy sources	43 061	86 083	33 983	3 014	20 795	29 428	(8 633)	-29%	33 983
Water management	42 191	31 588	30 955	3 483	15 026	23 560	(8 534)	-36%	30 955
Waste water management	33 490	21 338	26 563	1 675	9 052	18 508	(9 456)	-51%	26 563
Waste management	27 015	38 946	38 992	-	29 061	36 521	(7 460)	-20%	38 992
Total Capital Expenditure - Functional Class	298 168	293 799	280 050	25 889	152 959	214 356	(61 396)	-29%	280 050
Funded by:									
National Government	53 459	60 270	49 893	8 746	38 956	43 849	(4 893)	-11%	49 893
Provincial Government	146 149	60 016	91 310	8 237	48 480	52 267	(3 788)	-7%	91 310
Transfers and subsidies - capital (monetary)	18 795	-	318	-	308	-	308	#DIV/0!	318
Transfers recognised - capital	218 403	120 287	141 520	16 983	87 744	96 116	(8 372)	-9%	141 520
Borrowing	-	30 000	-	-	-	-	-	-	-
Internally generated funds	79 765	143 512	138 530	8 906	65 216	118 239	(53 024)	-45%	138 530
Total Capital Funding	298 168	293 799	280 050	25 889	152 959	214 356	(61 396)	-29%	280 050

4.1.6 Table C6: Monthly Budget Statement - Financial Position

WC015 Swartland - Table C6 Monthly Budget Statement - Financial Position - Q3 Third Quarter					
Description	2024/25	Budget Year 2025/26			
	Audited Outcome	Original Budget	Adjusted Budget	YearTD actual	Full Year Forecast
R thousands					
ASSETS					
Current assets					
Cash and cash equivalents	677 020	895 335	1 065 074	854 840	1 065 074
Trade and other receivables from exchange transactions	111 498	121 920	127 476	160 935	127 476
Receivables from non-exchange transactions	42 453	52 683	44 133	55 149	44 133
Current portion of non-current receivables	(268)	(287)	–	(268)	–
Inventory	20 101	40 407	22 476	(26 769)	22 476
VAT	36 386	35 344	48 821	126 283	48 821
Other current assets	1 615	1 058	1 615	52 371	1 615
Total current assets	888 805	1 146 461	1 309 594	1 222 541	1 309 594
Non current assets					
Investments	366 329	–	–	366 329	–
Investment property	23 402	23 852	22 891	21 817	22 891
Property, plant and equipment	2 517 761	2 642 408	2 660 367	2 585 675	2 660 367
Heritage assets	4 121	4 121	4 121	4 121	4 121
Intangible assets	848	566	698	737	698
Total non current assets	2 912 460	2 670 947	2 688 076	2 978 679	2 688 076
TOTAL ASSETS	3 801 265	3 817 408	3 997 670	4 201 220	3 997 670
LIABILITIES					
Current liabilities					
Bank overdraft	–	–	–	–	–
Financial liabilities	6 044	8 325	268	6 044	268
Consumer deposits	20 857	20 160	21 483	22 240	21 483
Trade and other payables from exchange transactions	93 001	90 183	117 478	43 900	117 478
Trade and other payables from non-exchange transactions	29 046	4 581	7 728	150 761	7 728
Provision	24 380	23 708	15 520	8 434	15 520
VAT	11 731	9 505	23 184	120 675	23 184
Total current liabilities	185 059	156 461	185 660	360 559	185 660
Non current liabilities					
Financial liabilities	27 292	48 988	–	(6 044)	–
Provision	81 974	83 898	89 476	67 893	89 476
Other non-current liabilities	90 153	94 744	95 593	118 793	95 593
Total non current liabilities	199 419	227 630	185 069	180 641	185 069
TOTAL LIABILITIES	384 478	384 091	370 729	541 200	370 729
NET ASSETS	3 416 787	3 433 317	3 626 941	3 660 019	3 626 941
COMMUNITY WEALTH/EQUITY					
Accumulated surplus/(deficit)	3 057 392	2 974 224	3 120 992	3 013 529	3 120 992
Reserves and funds	359 395	459 093	505 949	359 395	505 949
TOTAL COMMUNITY WEALTH/EQUITY	3 416 787	3 433 317	3 626 941	3 372 924	3 626 941

Note: The difference between Net Assets and Total Community Wealth/Equity is the YTD operating surplus and deficit amount that will only be recognised at year-end.

4.1.7 Table C7: Monthly Budget Statement - Cash Flow

WC015 Swartland - Table C7 Monthly Budget Statement - Cash Flow - Q3 Third Quarter									
Description	2024/25	Budget Year 2025/26							
	Audited Outcome	Original Budget	Adjusted Budget	Monthly actual	YearTD actual	YearTD budget	YTD variance	YTD variance %	Full Year Forecast
R thousands									
CASH FLOW FROM OPERATING ACTIVITIES									
Receipts									
Property rates	200 765	203 845	206 090	19 339	180 376	171 488	8 888	5%	206 090
Service charges	725 729	741 336	772 802	64 720	570 048	581 373	(11 326)	-2%	772 802
Other revenue	38 211	323 218	530 749	22 790	260 182	270 182	(10 001)	-4%	530 749
Transfers and Subsidies - Operational	181 823	343 708	209 337	62 268	348 452	315 296	33 156	11%	209 337
Transfers and Subsidies - Capital	207 019	115 548	119 984	20 250	122 784	113 270	9 513	8%	119 984
Interest	67 107	81 529	104 459	2 277	14 422	12 180	2 243	18%	104 459
Payments									
Suppliers and employees	(937 232)	(1 460 203)	(1 564 240)	(108 933)	(1 035 223)	(1 086 678)	(51 454)	5%	(1 564 240)
Interest	(3 871)	(3 305)	(2 156)	-	(2 156)	(2 156)	(0)	0%	(2 156)
Transfers and Subsidies	-	(4 073)	(3 666)	-	-	(679)	(679)	100%	(3 666)
NET CASH FROM/(USED) OPERATING ACTIVITIES	479 550	341 602	373 358	82 710	458 884	374 277	(84 607)	-23%	373 358
CASH FLOWS FROM INVESTING ACTIVITIES									
Receipts									
Proceeds on disposal of PPE	1 214	2 680	3 145	-	1 432	1 419	13	1%	3 145
Decrease (increase) in non-current receivables	-	-	-	-	-	-	-		-
Decrease (increase) in non-current investments	-	333 119	366 329	-	-	-	-		366 329
Payments									
Capital assets	(270 725)	(335 652)	(322 067)	(26 368)	(148 774)	(188 515)	(39 741)	21%	(322 067)
NET CASH FROM/(USED) INVESTING ACTIVITIES	(269 511)	148	47 407	(26 368)	(147 342)	(187 096)	(39 754)	21%	47 407
CASH FLOWS FROM FINANCING ACTIVITIES									
Receipts									
Short term loans	-	-	-	-	-	-	-		-
Borrowing long term/refinancing	-	30 000	-	-	-	-	-		-
Increase (decrease) in consumer deposits	1 967	-	625	290	2 051	1 563	488	31%	625
Payments									
Repayment of borrowing	(5 478)	(6 044)	(33 336)	-	-	-	-		(33 336)
NET CASH FROM/(USED) FINANCING ACTIVITIES	(3 511)	23 956	(32 711)	290	2 051	1 563	(488)	-31%	(32 711)
NET INCREASE/ (DECREASE) IN CASH HELD	206 529	365 706	388 054	56 633	313 593	188 743			388 054
Cash/cash equivalents at beginning:	470 491	529 629	677 020	677 020	677 020	677 020			677 020
Cash/cash equivalents at month/year end:	677 020	895 335	1 065 074		990 613	865 763			1 065 074

The Cash and cash equivalents as at 31 March 2026 include short-term investments made to the amount of R690 000 000.

PART 2 – SUPPORTING DOCUMENTATION

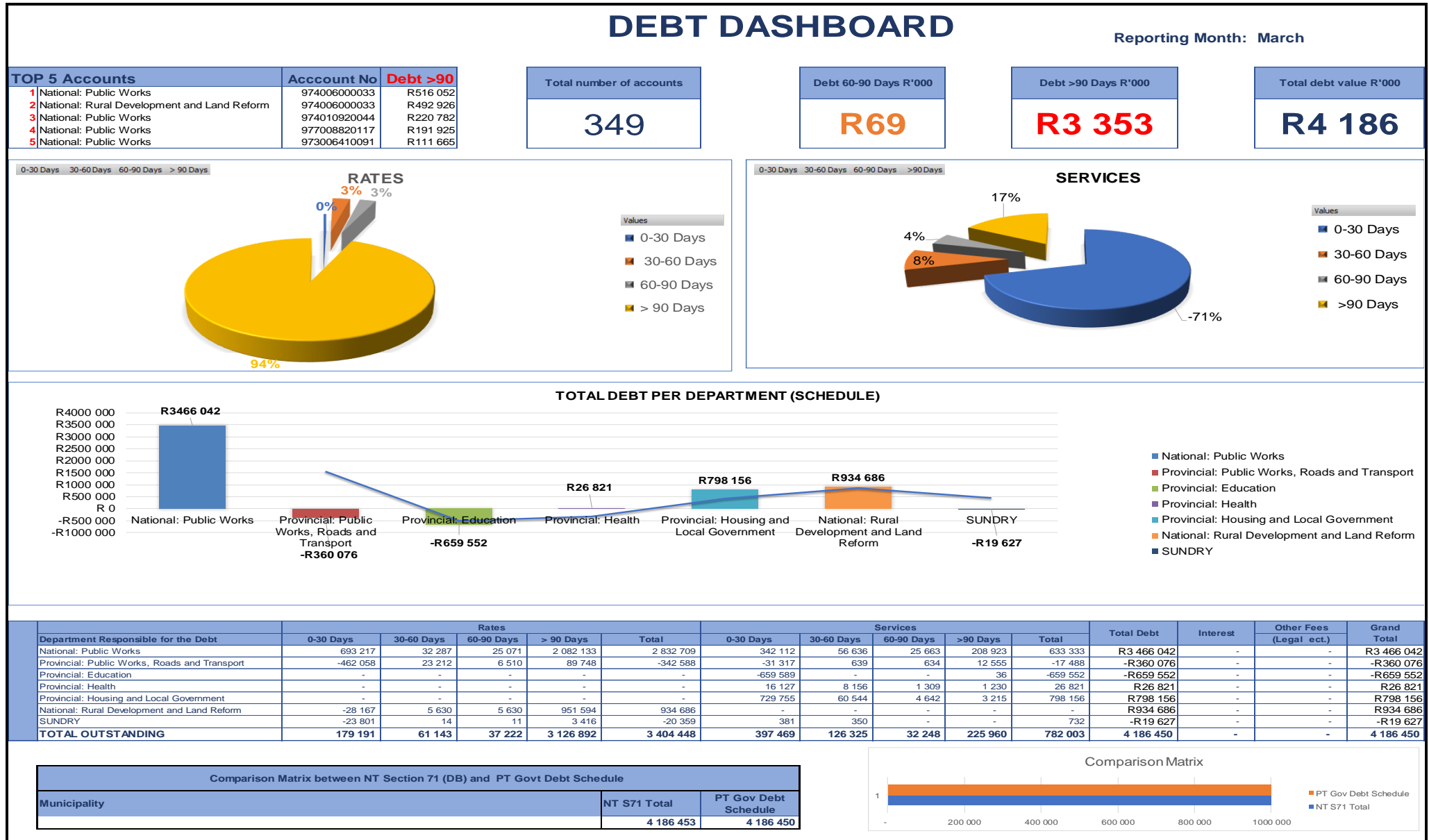
Section 5 – Debtors' analysis

5.1 Supporting Table SC3

WC015 Swartland - Supporting Table SC3 Monthly Budget Statement - aged debtors - Q3 Third Quarter												
Description	NT Code	Budget Year 2025/26									Total	Total over 90 days
		0-30 Days	31-60 Days	61-90 Days	91-120 Days	121-150 Days	151-180 Days	181 Days-1 Yr	Over 1Yr			
R thousands												
Debtors Age Analysis By Income Source												
Trade and Other Receivables from Exchange Transactions - Water	1200	12 567	5 075	1 427	897	824	853	994	10 581	33 217	14 148	
Trade and Other Receivables from Exchange Transactions - Electricity	1300	39 439	3 620	331	204	151	126	185	1 705	45 760	2 370	
Receivables from Non-exchange Transactions - Property Rates	1400	15 862	2 975	703	514	442	3 698	1 565	12 478	38 238	18 698	
Receivables from Exchange Transactions - Waste Water Management	1500	4 846	1 731	474	406	379	425	672	5 896	14 829	7 778	
Receivables from Exchange Transactions - Waste Management	1600	4 385	1 454	446	375	344	534	615	5 422	13 575	7 291	
Receivables from Exchange Transactions - Property Rental Debtors	1700	34	23	2	1	1	1	3	28	95	35	
Interest on Arrear Debtor Accounts	1810	–	–	–	–	–	–	–	–	–	–	
Recoverable unauthorised, irregular, fruitless and wasteful expenditure	1820	–	–	–	–	–	–	–	–	–	–	
Other	1900	(2 993)	266	183	184	102	112	156	2 289	299	2 843	
Total By Income Source	2000	74 140	15 144	3 566	2 580	2 244	5 749	4 190	38 400	146 013	53 163	
2024/25 - totals only		69 213	14 385	3 024	2 289	1 860	5 719	3 570	32 712	132 774	46 151	
Debtors Age Analysis By Customer Group												
Organs of State	2200	577	187	69	68	43	428	191	2 624	4 186	3 353	
Commercial	2300	35 676	2 083	244	200	162	366	343	1 699	40 774	2 770	
Households	2400	37 888	12 873	3 252	2 313	2 039	4 956	3 656	34 077	101 053	47 040	
Other	2500	–	–	–	–	–	–	–	–	–	–	
Total By Customer Group	2600	74 140	15 144	3 566	2 580	2 244	5 749	4 190	38 400	146 013	53 163	

- Total Debtors has increased from **R 144 036 133** in February 2026 to **R 146 012 963** in March 2026.
- The collection rate for March 2026 was **98.54%** compared to **95.56%** in February 2026. (Amounts received in the current month for the previous month's debtors raised).

5.2 Government Debt Schedule



Section 6 – Creditors' analysis

6.1 Supporting Table SC4

WC015 Swartland - Supporting Table SC4 Monthly Budget Statement - aged creditors - Q3 Third Quarter												
Description	NT Code	Budget Year 2025/26									Prior year totals for chart (same period)	
		0 - 30 Days	31 - 60 Days	61 - 90 Days	91 - 120 Days	121 - 150 Days	151 - 180 Days	181 Days - 1 Year	Over 1 Year	Total		
R thousands												
Creditors Age Analysis By Customer Type												
Pensions / Retirement deductions	0500										-	
Loan repayments	0600										-	
Trade Creditors	0700	6 824	357	4	-	104	-	-	-	7 289	4 438	
Auditor General	0800									-		
Other	0900									-		
Medical Aid deductions	1000									-		
Total By Customer Type	1000	6 824	357	4	-	104	-	-	-	7 289	4 438	

6.2 Outstanding Creditors: 30 days and older

Outstanding creditors: 30 days and older				
Name of supplier	Outstanding Amount	Invoice(s) date(s)	Dispute/Reason for non-payment	Remedial action
AL Abbott & Associates	2 392.00	2026/01/31	Query on the invoice	User department is awaiting credit note from supplier
Castlehill Trading	29 900.00	2026/02/24	Query on the invoice	Awaiting authorisation from user department
Swartland Workwear - K2	4925.45	2026/01/14	Goods not received as of yet	Will be processed as soon as goods are delivered
TMT Services & Suplies	325 030.74	2026/01/31	Query on the invoice	Awaiting authorisation from user department
WLF Contractors	104 000.00	2025/11/10	Service not completed	Awaiting authorisation from user department

Section 7 – Investment portfolio analysis

7.1 Supporting Table SC5

WC015 Swartland - Supporting Table SC5 Monthly Budget Statement - investment portfolio - Q3 Third Quarter										
Investments by maturity Name of institution & investment ID	Period of Investment	Type of Investment	Variable or Fixed interest rate	Interest Rate ^a	Expiry date of investment	Opening balance	Interest to be realised	Partial / Premature Withdrawal (4)	Investment Top Up	Closing Balance
R thousands	Yrs/Months									
Municipality										
ABSA	3 Years	Fixed	Fixed	11.07%	28/06/2026	366 329	33 028	-	-	399 357
NEDBANK	12 months	Fixed	Fixed	8.07%	29/06/2026	250 000	20 067	-	-	270 067
ABSA	12 months	Fixed	Fixed	8.16%	29/06/2026	250 000	20 288	-	-	270 288
AFRICAN BANK	11 months	Fixed	Fixed	8.65%	20/05/2026	50 000	3 827	-	-	53 827
STANDARD BANK	10 months	Fixed	Fixed	7.50%	29/06/2026	90 000	6 047	-	-	96 047
STANDARD BANK	4 Months	Fixed	Fixed	7.38%	04/06/2026	50 000	1 293	-	-	51 293
										-
Municipality sub-total						1 056 329	84 551	-	-	1 140 880
TOTAL INVESTMENTS AND INTEREST						1 056 329	84 551	-	-	1 140 880

- As at 31 March 2026 total investments made for the year, amount to R690 000 000.
- During the month of March 2026, no investments matured and no investments were made.

7.2 Commitments against Cash and Cash Equivalents

Commitments against Cash & Cash Equivalents			
	28 February 2026	Transactions/ Movement 2025/2026	Current Month
Cash & Cash Equivalents:	R 1 133 419 816		R 1 154 780 779
Primary Bank Account	R 139 266 055	R 21 280 576	R 160 546 631
Short Term Investments (Less than 6 months)	R 50 000 000		R 50 000 000
Medium Term Investments (More than 6 months)	R 640 000 000		R 640 000 000
Longterm Investments	R 300 000 000		R 300 000 000
Cash Floats	R 4 153 761	R 80 387	R 4 234 148
Commitments:	R 385 812 007		R 327 358 870
Unspent Committed Conditional Grants	R 20 693 848	R -6 586 228	R 14 107 620
Capital funding requirement 2025/26 (Grants)	R 70 759 441	R -16 983 159	R 53 776 281
Capital Replacement Reserve Movement	R 82 220 518	R -8 906 053	R 73 314 465
Loan repayment due Dec / June	R -		R -
Consumer Deposits	R 22 056 085	R 183 786	R 22 239 871
Creditor payments	R 4 385 925	R 2 903 360	R 7 289 285
Salaries	R 150 115 071	R -29 064 844	R 121 050 227
Bad Debt Contributions/Impairment	R 35 581 120		R 35 581 120
Working Capital	R 747 607 809		R 827 421 909

7.3 Withdrawals from Municipal Bank Account

SWARTLAND MUNICIPALITY Withdrawals from Municipal Bank Accounts In accordance with Section 11, Sub-section 1 (b) to (j)		
NAME OF MUNICIPALITY:	SWARTLAND MUNICIPALITY	
MUNICIPAL DEMARCATION CODE:	WC015	
QUARTER ENDED:	Mar-26	
MFMA section 11. (1) Only the <i>accounting officer</i> or the <i>chief financial officer</i> of a <i>municipality</i> , or any other senior financial <i>official</i> of the <i>municipality</i> acting on the written authority of the <i>accounting officer</i> may withdraw money or authorise the withdrawal of money from any of the <i>municipality</i> 's bank accounts, and may do so only -	Amount	Reason for withdrawal
	(a) to defray expenditure appropriated in terms of an approved budget:	R 425 125 171
(b) to defray expenditure authorised in terms of section 26(4);		
(c) to defray unforeseeable and unavoidable expenditure authorised in terms of section 29(1);		
(d) in the case of a bank account opened in terms of section 12. to make payments from the account in accordance with subsection (4) of that section;		
(e) to pay over to a person or organ of state money received by the <i>municipality</i> on behalf of that person or organ of state, including -		
(i) money collected by the <i>municipality</i> on behalf of that person or organ of state by agreement; or	R 10 901 912	Motor Vehicle Registration and Road Traffic Management Corporation.
(ii) any insurance or other payments received by the <i>municipality</i> for that person or organ of state;		
(f) to refund money incorrectly paid into a bank account;		
(g) to refund guarantees, sureties and <i>security</i> deposits;	R 277 702	Service deposits, Community and Town Halls, Sport Club Houses, etc
(h) for cash management and <i>investment</i> purposes in accordance with section 13;	R 50 000 000	Investments made during quarter 3.
(i) to defray increased expenditure in terms of section 31; or		
(j) for such other purposes as may be <i>prescribed</i> .		
(4) The <i>accounting officer</i> must within 30 days after the end of each <i>quarter</i> - (a) table in the <i>municipal council</i> a consolidated report of all withdrawals made in terms of subsection (1)(b) to (j) during that <i>quarter</i> ; and (b) submit a copy of the report to the relevant provincial treasury and the Auditor-General .		

Section 8 – Allocation and grant receipts and expenditure

8.1 Supporting Table SC6

WC015 Swartland - Supporting Table SC6 Monthly Budget Statement - transfers and grant receipts - Q3 Third Quarter									
Description	2024/25	Budget Year 2025/26							
	Audited Outcome	Original Budget	Adjusted Budget	Monthly actual	YearTD actual	YearTD budget	YTD variance	YTD variance %	Full Year Forecast
R thousands									
RECEIPTS:									
Operating Transfers and Grants									
National Government:	157 373	172 480	190 301	41 328	190 301	190 301	-		190 301
Local Government Equitable Share	153 764	165 310	165 310	41 328	165 310	165 310	-		165 310
Finance Management	1 600	1 700	1 700	-	1 700	1 700	-		1 700
EPWP Incentive	1 593	1 969	1 969	-	1 969	1 969	-		1 969
Integrated National Electrification Programme	416	3 501	21 322	-	21 322	21 322	-		21 322
Provincial Government:	30 382	170 794	177 534	14 485	170 096	170 096	-		177 534
Community Development Workers	38	59	59	-	59	59	-		59
Human Settlements	7 342	135 609	141 640	1 876	134 282	134 282	-		141 640
Emergency Fire Kits	417	573	573	-	573	573	-		573
Title Deeds Restoration	-	81	81	-	-	-	-		81
Libraries	12 002	12 384	12 384	-	12 384	12 384	-		12 384
Maintenance and Construction of Transport Infrastructure	170	11 900	11 900	11 900	11 900	11 900	-		11 900
Establishment of a K9 Unit	4 132	4 350	4 350	-	4 350	4 350	-		4 350
Establishment of a Reaction/Rural Safety Unit	5 712	5 838	5 838	-	5 838	5 838	-		5 838
Thusong Service Grant	150	-	-	-	-	-	-		-
Proclaimed Roads Subsidy	170	-	-	-	-	-	-		-
Municipal Accreditation and Capacity Building Grant	249	-	-	-	-	-	-		-
Municipal Service Delivery and Capacity Building Grant	-	-	710	710	710	710	-		710
Other grant providers:	-	-	2 505	222	1 023	1 023	-		2 505
CHIETA	-	-	2 505	222	1 023	1 023	-		2 505
Total Operating Transfers and Grants	187 755	343 274	370 341	56 035	361 420	361 420	-		370 341
Capital Transfers and Grants									
National Government:	60 945	60 270	42 449	9 160	42 449	42 449	-		42 449
Municipal Infrastructure Grant (MIG)	29 302	25 405	25 405	2 116	25 405	25 405	-		25 405
Integrated National Electrification Programme	22 402	17 821	-	-	-	-	-		-
Water Services Infrastructure Grant	-	17 044	17 044	7 044	17 044	17 044	-		17 044
Municipal Disaster Response Grant	9 241	-	-	-	-	-	-		-
Provincial Government:	162 274	60 302	79 106	13 896	73 682	73 682	-		79 106
Human Settlements	161 684	58 112	76 916	13 896	71 492	71 492	-		76 916
Libraries	50	50	50	-	50	50	-		50
Municipal Fire Service Capacity Support Grant	-	550	550	-	550	550	-		550
Regional Socio-Economic Projects (RSEP)	-	90	90	-	90	90	-		90
Municipal Water Resilience Grant	-	1 500	1 500	-	1 500	1 500	-		1 500
Establishment of a K9 Unit	40	-	-	-	-	-	-		-
Sport Development	500	-	-	-	-	-	-		-
District Municipality:	-	-	-	-	-	-	-		-
Total Capital Transfers and Grants	223 219	120 572	121 555	23 056	116 131	116 131	-		121 555
TOTAL RECEIPTS OF TRANSFERS & GRANTS	410 974	463 846	491 896	79 091	477 551	477 551	-		491 896

8.2 Supporting Table SC7 (1)

WC015 Swartland - Supporting Table SC7(1) Monthly Budget Statement - transfers and grant expenditure - Q3 Third Quarter									
Description	2024/25	Budget Year 2025/26							
	Audited Outcome	Original Budget	Adjusted Budget	Monthly actual	YearTD actual	YearTD budget	YTD variance	YTD variance %	Full Year Forecast
R thousands									
EXPENDITURE									
Operating expenditure of Transfers and Grants									
National Government:	89 285	172 480	190 301	9 028	73 919	79 005	(5 086)	-6.4%	190 301
Local Government Equitable Share	85 233	165 310	165 310	7 373	68 135	73 014	(4 879)	-6.7%	165 310
Finance Management	1 477	1 700	1 700	73	932	1 176	(244)	-20.7%	1 700
EPWP Incentive	1 809	1 969	1 969	85	1 513	1 477	37	2.5%	1 969
Integrated National Electrification Programme	416	3 501	21 322	1 497	3 338	3 338	-		21 322
Municipal Disaster Response Grant	350	-	-	-	-	-	-		-
Provincial Government:	29 325	170 794	186 482	48 431	167 418	140 864	26 504	18.8%	186 482
Community Development Workers	33	59	59	1	53	38	15	38.9%	59
Human Settlements	929	135 609	149 743	44 807	131 976	106 085	25 891	24.4%	149 743
Fire Damaged Houses	-	-	761	-	-	-	-		761
Emergency Fire Kits	360	573	573	-	-	-	-		573
Title Deeds Restoration	-	81	81	-	-	53	(53)	-100.0%	81
Municipal Accreditation and Capacity Building Grant	159	-	83	-	83	83	-		83
Libraries	12 613	12 384	12 384	2 130	10 800	9 869	932	9.4%	12 384
Maintenance and Construction of Transport Infrastructure	170	11 900	11 900	-	11 880	11 848	33	0.3%	11 900
Establishment of a K9 Unit	6 964	4 350	4 350	657	5 525	5 561	(35)	-0.6%	4 350
Establishment of a Reaction/Rural Safety Unit	8 097	5 838	5 838	799	6 742	7 019	(278)	-4.0%	5 838
Municipal Service Delivery and Capacity Building Grant	-	-	710	39	358	309	49	16.0%	710
Thusong Service Grant	130	-	-	-	-	-	-		-
Proclaimed Roads Subsidy	148	-	-	-	-	-	-		-
Other grant providers:	-	-	2 505	137	1 357	1 357	-	-	2 505
CHIETA	-	-	2 505	137	1 357	1 357	-		2 505
Total operating expenditure of Transfers and Grants:	118 611	343 274	379 288	57 597	242 693	221 226	21 418	9.7%	379 288
Capital expenditure of Transfers and Grants									
National Government:	53 459	60 270	49 893	8 746	38 956	43 849	(4 893)	-11.2%	49 893
Municipal Infrastructure Grant (MIG)	29 292	25 405	25 405	-	24 126	25 405	(1 279)	-5.0%	25 405
Integrated National Electrification Programme	22 402	17 821	-	-	-	-	-		-
Water Services Infrastructure Grant	-	17 044	17 044	2 160	7 387	14 744	(7 357)	-49.9%	17 044
Municipal Disaster Response Grant	1 766	-	7 444	6 586	7 444	3 700	3 744	101.2%	7 444
Provincial Government:	146 149	60 302	91 595	8 237	48 480	52 267	(3 788)	-7.2%	91 595
Human Settlements	145 662	58 112	89 405	7 580	47 402	51 406	(4 004)	-7.8%	89 405
Libraries	46	50	50	4	28	43	(16)	-36.6%	50
Municipal Fire Service Capacity Support Grant	-	550	550	-	245	478	(233)	-48.7%	550
Regional Socio-Economic Projects (RSEP)	-	90	90	-	-	78	(78)	-100.0%	90
Municipal Water Resilience Grant	-	1 500	1 500	654	805	261	544	208.5%	1 500
Establishment of a K9 Unit	13	-	-	-	-	-	-		-
Sport Development	428	-	-	-	-	-	-		-
Total capital expenditure of Transfers and Grants	199 608	120 572	141 488	16 983	87 435	96 116	(8 681)	-9.0%	141 488
TOTAL EXPENDITURE OF TRANSFERS AND GRANTS	318 219	463 846	520 776	74 580	330 129	317 342	12 737	4.0%	520 776

8.3 Supporting Table SC7 (2)

WC015 Swartland - Supporting Table SC7(2) Monthly Budget Statement - Expenditure against approved rollovers - M09 March					
Description	Budget Year 2025/26				
	Approved Rollover 2024/25	Monthly actual	YearTD actual	YTD variance	YTD variance %
R thousands					
EXPENDITURE					
<u>Operating expenditure of Approved Roll-overs</u>					
Provincial Government:	8 186	-	7 425	761	9.3%
Municipal Accreditation and Capacity Building Grant	83	-	83	0	0.0%
Fire Damaged Houses	761	-	-	761	100.0%
Human Settlements Development Grant	7 342	-	7 342	-	
Total operating expenditure of Approved Roll-overs	8 186	-	7 425	761	9.3%
<u>Capital expenditure of Approved Roll-overs</u>					
National Government:	7 444	6 586	7 444	-	
Municipal Disaster Response Grant	7 444	6 586	7 444	-	
Provincial Government:	12 489	-	-	12 489	100.0%
Human Settlements Development Grant	12 489	-	-	12 489	100.0%
Total capital expenditure of Approved Roll-overs	19 933	6 586	7 444	12 489	62.7%
TOTAL EXPENDITURE OF APPROVED ROLL-OVERS	28 119	6 586	14 869	13 250	47.1%

Section 9 – Expenditure on Councillor, Senior Managers and Other Staff

9.1 Supporting Table SC8

WC015 Swartland - Supporting Table SC8 Monthly Budget Statement - councillor and staff benefits - Q3 Third Quarter									
Summary of Employee and Councillor remuneration	2024/25	Budget Year 2025/26							
	Audited Outcome	Original Budget	Adjusted Budget	Monthly actual	YearTD actual	YearTD budget	YTD variance	YTD variance %	Full Year Forecast
R thousands									
<u>Councillors (Political Office Bearers plus Other)</u>									
Basic Salaries and Wages	9 512	9 528	9 713	1 080	7 228	7 140	88	1%	9 713
Pension and UIF Contributions	976	978	999	111	743	742	1	0%	999
Medical Aid Contributions	218	232	246	20	175	179	(4)	-2%	246
Cellphone Allowance	1 081	1 081	1 081	90	811	811	-		1 081
Other benefits and allowances	811	811	811	68	608	608	(0)	0%	811
Sub Total - Councillors	12 598	12 630	12 850	1 369	9 565	9 480	84	1%	12 850
<u>Senior Managers of the Municipality</u>									
Basic Salaries and Wages	11 694	9 241	9 472	983	8 758	8 039	719	9%	9 472
Pension and UIF Contributions	2 068	2 046	2 076	167	1 491	1 389	101	7%	2 076
Medical Aid Contributions	445	469	490	40	336	299	37	12%	490
Performance Bonus	1 791	1 302	1 924	-	-	-	-		1 924
Motor Vehicle Allowance	980	936	834	59	523	597	(75)	-12%	834
Cellphone Allowance	259	266	266	25	223	227	(4)	-2%	266
Other benefits and allowances	325	236	253	32	278	218	60	27%	253
Payments in lieu of leave	-	37	37	-	-	-	-		37
Post-retirement benefit obligations	1 714	1 714	1 714	-	-	-	-		1 714
Sub Total - Senior Managers of Municipality	19 316	16 246	17 065	1 305	11 608	10 769	838	8%	17 065
<u>Other Municipal Staff</u>									
Basic Salaries and Wages	189 317	214 310	216 879	17 066	152 992	148 578	4 413	3%	216 879
Pension and UIF Contributions	34 023	38 600	38 655	3 075	27 444	27 452	(8)	0%	38 655
Medical Aid Contributions	15 016	17 357	17 601	1 447	12 168	9 820	2 348	24%	17 601
Overtime	20 982	15 909	15 909	1 933	14 795	10 646	4 149	39%	15 909
Motor Vehicle Allowance	6 861	6 706	8 107	651	5 848	4 421	1 428	32%	8 107
Cellphone Allowance	697	684	746	58	518	459	59	13%	746
Housing Allowances	1 238	1 500	1 543	106	946	1 119	(173)	-15%	1 543
Other benefits and allowances	35 995	40 507	40 939	1 820	31 525	33 279	(1 754)	-5%	40 939
Payments in lieu of leave	1 397	3 296	3 296	-	-	-	-		3 296
Long service awards	3 472	2 966	3 278	235	235	-	235	#DIV/0!	3 278
Post-retirement benefit obligations	10 706	10 706	11 826	-	-	-	-		11 826
Sub Total - Other Municipal Staff	319 705	352 542	358 780	26 390	246 471	235 775	10 697	5%	358 780
Total Parent Municipality	351 619	381 418	388 694	29 065	267 644	256 024	11 620	5%	388 694
TOTAL SALARY, ALLOWANCES & BENEFITS	351 619	381 418	388 694	29 065	267 644	256 024	11 620	5%	388 694
TOTAL MANAGERS AND STAFF	339 021	368 788	375 844	27 696	258 079	246 544	11 535	5%	375 844

OVERTIME & STANDBY COSTS PER DEPARTMENT: 31 MARCH 2026

Overtime	Original Budget	Adjusted Budget (B)	Jan-26	Feb-26	Mar-26	YTD Actual (A)	YTD Budget	YTD (R) Variance	% Variance (A / B)
Civil Services	7 356 043	7 356 043	1 016 828	852 468	808 689	6 600 866	4 904 024	-1 696 842	89.73%
Corporate Services	201 067	201 067	25 190	23 785	23 785	202 693	134 048	-68 645	100.81%
Electricity Services	1 247 902	1 247 902	112 682	88 408	98 050	944 464	831 936	-112 528	75.68%
Financial Services	424 428	424 428	32 386	24 453	19 634	124 279	282 952	158 673	29.28%
Development Services	168 416	168 416	189 925	151 471	151 889	639 613	112 272	-527 341	379.78%
Protection Services	4 960 958	4 960 958	752 874	832 467	608 996	4 788 325	3 307 312	-1 481 013	96.52%
K9-Dog Unit	792 539	792 539	56 830	71 665	68 921	404 761	528 360	123 599	51.07%
Reaction Unit	275 386	275 386	84 231	144 135	99 178	678 863	183 592	-495 271	246.51%
Grand Total	15 426 739	15 426 739	2 270 947	2 188 853	1 879 142	14 383 863	10 284 496	-4 099 367	93.24%
Overtime Emergency Services	5 820 869	5 820 869	740 475	663 202	484 618	4 448 355	3 880 584	-567 771	76.42%
Civil Services	2 743 210	2 743 210	314 177	224 423	261 044	2 014 190	1 828 808	-185 382	73.42%
Electricity Services	1 197 729	1 197 729	112 682	88 408	98 050	880 968	798 488	-82 480	73.55%
Financial Services	105 027	105 027	9 081	9 108	8 853	70 622	70 016	-606	67.24%
Protection Services	1 774 903	1 774 903	304 537	341 263	116 670	1 482 576	1 183 272	-299 304	83.53%
Overtime Fixed Allowance	813 102	813 102	113 190	100 285	95 348	764 580	542 072	-222 508	94.03%
Corporate Services	201 067	201 067	25 190	23 785	23 785	202 693	134 048	-68 645	100.81%
Financial Services	62 806	62 806	12 559	9 264	8 173	32 073	41 872	9 799	51.07%
Protection Services	549 229	549 229	75 440	67 236	63 390	529 815	366 152	-163 663	96.47%
Overtime Special Projects	8 792 768	8 792 768	1 417 282	1 425 365	1 299 177	9 170 927	5 861 840	-3 309 087	104.30%
Civil Services	4 612 833	4 612 833	702 651	628 045	547 645	4 586 676	3 075 216	-1 511 460	99.43%
Electricity Services	50 173	50 173	-	-	-	63 496	33 448	-30 048	126.55%
Financial Services	256 595	256 595	10 746	6 081	2 608	21 585	171 064	149 479	8.41%
Development Services	168 416	168 416	189 925	151 471	151 889	639 613	112 272	-527 341	379.78%
Protection Services	2 636 826	2 636 826	372 898	423 968	428 936	2 775 934	1 757 888	-1 018 046	105.28%
K9-Dog Unit	792 539	792 539	56 830	71 665	68 921	404 761	528 360	123 599	51.07%
Reaction Unit	275 386	275 386	84 231	144 135	99 178	678 863	183 592	-495 271	246.51%
Standby	Original Budget (B)	Adjusted Budget (B)	Jan-26	Feb-26	Mar-26	YTD Actual (A)	YTD Budget	YTD (R) Variance	% Variance (A / B)
Civil Services	3 192 115	3 252 115	245 320	232 214	210 913	1 931 600	2 072 462	140 862	59.40%
Electricity Services	2 100 461	2 100 461	167 318	183 050	153 865	1 385 915	1 575 351	189 436	65.98%
Financial Services	328 074	328 074	27 333	27 131	23 812	211 086	246 051	34 965	64.34%
Development Services	128 925	128 925	13 530	8 626	13 184	91 180	96 696	5 516	70.72%
Protection Services	3 525 996	3 525 996	277 540	262 950	225 778	2 046 227	2 322 599	276 372	58.03%
K9-Dog Unit	134 778	134 778	18 198	17 225	22 231	144 334	101 088	-43 246	107.09%
Total Budget for Standby	9 410 349	9 470 349	749 239	731 196	649 783	5 810 341	6 414 247	603 906	61.35%
Total Budget for Overtime	15 426 739	15 426 739	2 270 947	2 188 853	1 879 142	14 383 863	10 284 496	-4 099 367	93.24%
Grand Total for Standby & Overtime	24 837 088	24 897 088	3 020 186	2 920 049	2 528 925	20 194 204	16 698 743	-3 495 461	81.11%

Note: That Council note the impact of unsustainable spending on overtime, but moreover the impact on future tariffs.

Section 10 – Material variances to the SDBIP

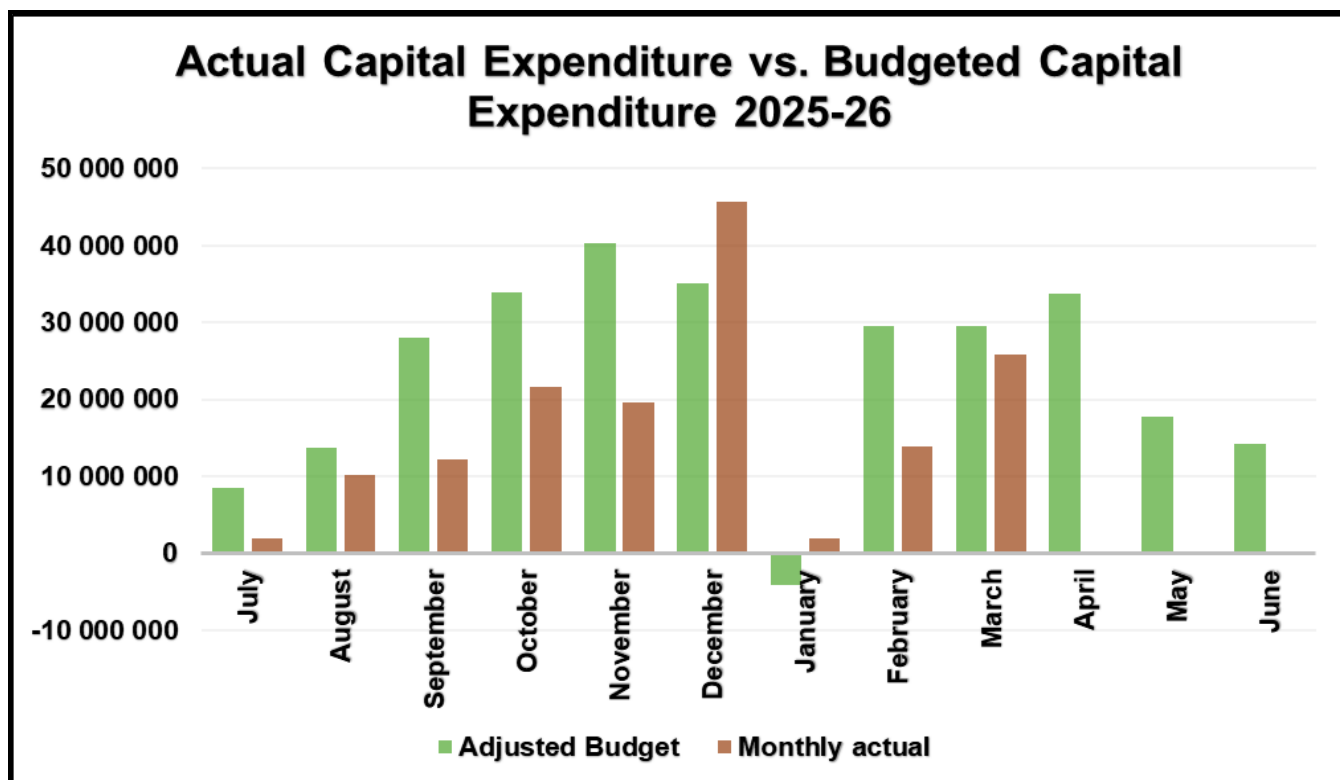
No material variances to the SDBIP.

Section 11 – Capital programme performance

11.1 Supporting Table SC12

WC015 Swartland - Supporting Table SC12 Monthly Budget Statement - capital expenditure trend - Q3 Third Quarter									
Month	2024/25	Budget Year 2025/26							
	Audited Outcome	Original Budget	Adjusted Budget	Monthly actual	YearTD actual	YearTD budget	YTD variance	YTD variance %	% spend of Adjusted Budget
R thousands									
Monthly expenditure performance trend									
July	1 968	8 540	8 540	1 984	1 984	8 540	6 556	76.8%	0.71%
August	7 837	13 691	13 691	10 227	12 211	13 691	1 480	10.8%	4.36%
September	13 760	28 082	28 082	12 254	24 466	28 082	3 616	12.9%	8.74%
October	29 965	33 898	33 898	21 640	46 105	33 898	(12 207)	-36.0%	16.46%
November	31 028	40 308	40 308	19 586	65 691	40 308	(25 383)	-63.0%	23.46%
December	27 616	35 105	35 105	45 598	111 289	35 105	(76 185)	-217.0%	39.74%
January	5 482	25 403	(4 206)	1 883	113 173	25 403	(87 769)	-345.5%	40.41%
February	11 860	29 298	29 443	13 898	127 070	29 443	(97 627)	-331.6%	45.37%
March	34 280	28 660	29 495	25 889	152 959	29 495	(123 464)	-418.6%	54.62%
April	17 099	22 975	33 712				-		
May	39 633	16 677	17 789				-		
June	77 640	11 162	14 193				-		
Total Capital expenditure	298 168	293 799	280 050	152 959					

Note: The negative monthly cashflow budget for January is due to the amendments to the capital projects as a result of the mid-year adjustments budget.



Section 12 – Other Supporting Documentation

12.1 Supporting Table SC13a, b and e

WC015 Swartland - Supporting Table SC13a Monthly Budget Statement - capital expenditure on new assets by asset class - Q3									
Description	2024/25	Budget Year 2025/26							
	Audited Outcome	Original Budget	Adjusted Budget	Monthly actual	YearTD actual	YearTD budget	YTD variance	YTD variance %	Full Year Forecast
R thousands									
Capital expenditure on new assets by Asset Class/Sub-class									
Infrastructure	209 951	196 140	176 667	19 027	123 157	136 944	13 787	10.1%	176 667
Roads Infrastructure	97 216	63 812	87 658	14 347	67 116	65 086	(2 030)	-3.1%	87 658
<i>Roads</i>	97 216	63 812	87 658	14 347	67 116	65 086	(2 030)	-3.1%	87 658
Storm water Infrastructure	1 509	–	1 464	1 464	1 464	200	(1 264)	-631.9%	1 464
<i>Storm water Conveyance</i>	1 509	–	1 464	1 464	1 464	200	(1 264)	-631.9%	1 464
Electrical Infrastructure	36 362	76 703	24 603	2 481	14 999	20 848	5 849	28.1%	24 603
<i>MV Substations</i>	24 418	52 320	220	–	43	163	120	73.5%	220
<i>MV Switching Stations</i>	5 132	–	–	–	–	–	–	–	–
<i>MV Networks</i>	1 961	10 315	10 315	1 403	4 370	8 000	3 630	45.4%	10 315
<i>LV Networks</i>	4 851	14 068	14 068	1 078	10 586	12 685	2 099	16.5%	14 068
Water Supply Infrastructure	30 566	8 165	11 332	699	7 361	7 581	220	2.9%	11 332
<i>Reservoirs</i>	–	–	–	–	–	–	–	–	–
<i>Distribution</i>	30 566	8 165	11 332	699	7 361	7 581	220	2.9%	11 332
Sanitation Infrastructure	20 760	13 843	17 604	36	6 677	11 693	5 016	42.9%	17 604
<i>Reticulation</i>	20 760	13 843	17 604	36	6 677	11 693	5 016	42.9%	17 604
Solid Waste Infrastructure	23 538	33 616	34 006	–	25 541	31 536	5 995	19.0%	34 006
<i>Landfill Sites</i>	23 538	33 036	33 736	–	22 234	31 536	9 302	29.5%	33 736
<i>Waste Drop-off Points</i>	–	580	270	–	3 307	–	(3 307)	#DIV/0!	270
Community Assets	14 328	12 028	11 527	939	3 588	8 467	4 879	57.6%	11 527
Community Facilities	1 347	2 050	1 835	140	1 462	1 625	163	10.0%	1 835
<i>Cemeteries/Crematoria</i>	–	300	–	–	–	–	–	–	–
<i>Parks</i>	1 338	1 100	1 110	5	780	900	120	13.4%	1 110
<i>Public Ablution Facilities</i>	8	650	725	135	682	725	43	5.9%	725
Sport and Recreation Facilities	12 981	9 978	9 692	799	2 126	6 842	4 716	68.9%	9 692
<i>Indoor Facilities</i>	745	9 900	9 614	799	2 126	6 764	4 637	68.6%	9 614
<i>Outdoor Facilities</i>	12 236	78	78	–	–	78	78	100.0%	78
Investment properties	31	–	–	–	–	–	–	–	–
Revenue Generating	31	–	–	–	–	–	–	–	–
<i>Unimproved Property</i>	31	–	–	–	–	–	–	–	–
Other assets	11 836	12 954	15 989	2 199	4 317	7 697	3 380	43.9%	15 989
Operational Buildings	328	380	280	2	10	280	270	96.3%	280
<i>Municipal Offices</i>	26	380	280	2	10	280	270	96.3%	280
<i>Stores</i>	302	–	–	–	–	–	–	–	–
Housing	11 509	12 574	15 709	2 197	4 307	7 417	3 110	41.9%	15 709
<i>Social Housing</i>	11 509	12 574	15 709	2 197	4 307	7 417	3 110	41.9%	15 709
Intangible Assets	450	–	–	–	–	–	–	–	–
Licences and Rights	450	–	–	–	–	–	–	–	–
<i>Computer Software and Applications</i>	450	–	–	–	–	–	–	–	–
Computer Equipment	1 771	2 583	1 668	207	1 070	1 508	437	29.0%	1 668
Computer Equipment	1 771	2 583	1 668	207	1 070	1 508	437	29.0%	1 668
Furniture and Office Equipment	858	665	760	74	479	675	196	29.0%	760
Furniture and Office Equipment	858	665	760	74	479	675	196	29.0%	760
Machinery and Equipment	1 852	3 258	3 088	184	1 439	2 299	860	37.4%	3 088
Machinery and Equipment	1 852	3 258	3 088	184	1 439	2 299	860	37.4%	3 088
Transport Assets	13 612	6 113	5 835	29	4 845	5 839	994	17.0%	5 835
Transport Assets	13 612	6 113	5 835	29	4 845	5 839	994	17.0%	5 835
Land	–	400	8 410	–	–	(8)	(8)	100.0%	8 410
Land	–	400	8 410	–	–	(8)	(8)	100.0%	8 410
Total Capital Expenditure on new assets	254 690	234 140	223 943	22 660	138 896	163 420	24 525	15.0%	223 943

WC015 Swartland - Supporting Table SC13b Monthly Budget Statement - capital expenditure on renewal of existing assets by asset class - Q3 Third Quarter

Description	2024/25	Budget Year 2025/26							
	Audited Outcome	Original Budget	Adjusted Budget	Monthly actual	YearTD actual	YearTD budget	YTD variance	YTD variance %	Full Year Forecast
R thousands									
Capital expenditure on renewal of existing assets by Asset Class/Sub-class									
Infrastructure	5 268	25 441	25 441	154	642	25 441	24 799	97.5%	25 441
Roads Infrastructure	2 268	20 500	20 500	-	185	20 500	20 315	99.1%	20 500
<i>Roads</i>	2 268	20 500	20 500	-	185	20 500	20 315	99.1%	20 500
Water Supply Infrastructure	-	480	480	-	131	480	349	72.8%	480
<i>Pump Stations</i>	-	480	480	-	131	480	349	72.8%	480
Sanitation Infrastructure	3 000	4 461	4 461	154	326	4 461	4 135	92.7%	4 461
<i>Reticulation</i>	3 000	4 461	4 461	154	326	4 461	4 135	92.7%	4 461
Community Assets	242	-	-	-	-	-	-	-	-
Sport and Recreation Facilities	242	-	-	-	-	-	-	-	-
<i>Outdoor Facilities</i>	242	-	-	-	-	-	-	-	-
Machinery and Equipment	193	700	700	-	-	700	700	100.0%	700
Machinery and Equipment	193	700	700	-	-	700	700	100.0%	700
Total Capital Expenditure on renewal of exist	5 702	26 141	26 141	154	642	26 141	25 499	97.5%	26 141

WC015 Swartland - Supporting Table SC13e Monthly Budget Statement - capital expenditure on upgrading of existing assets by asset class - Q3 Third Quarter

Description	2024/25	Budget Year 2025/26							
	Audited Outcome	Original Budget	Adjusted Budget	Monthly actual	YearTD actual	YearTD budget	YTD variance	YTD variance %	Full Year Forecast
R thousands									
Capital expenditure on upgrading of existing assets by Asset Class/Sub-class									
Infrastructure	32 022	33 517	29 966	3 076	13 422	24 794	11 372	45.9%	29 966
Roads Infrastructure	9 473	-	308	-	308	-	(308)	#DIV/0!	308
<i>Roads</i>	9 473	-	308	-	308	-	(308)	#DIV/0!	308
Storm water Infrastructure	187	550	550	-	-	550	550	100.0%	550
<i>Storm water Conveyance</i>	187	550	550	-	-	550	550	100.0%	550
Electrical Infrastructure	5 531	8 080	8 020	273	5 148	7 300	2 152	29.5%	8 020
<i>MV Switching Stations</i>	-	4 880	4 820	-	4 153	4 695	542	11.5%	4 820
<i>MV Networks</i>	4 086	1 300	1 300	193	434	1 240	806	65.0%	1 300
<i>LV Networks</i>	1 444	1 900	1 900	80	561	1 365	804	58.9%	1 900
Water Supply Infrastructure	11 218	22 887	19 087	2 781	7 480	15 444	7 964	51.6%	19 087
<i>Reservoirs</i>	-	500	500	-	-	-	-	-	500
<i>Bulk Mains</i>	499	6 043	1 743	617	732	300	(432)	-143.9%	1 743
<i>Distribution</i>	10 719	15 544	16 044	2 164	6 748	14 344	7 596	53.0%	16 044
<i>PRV Stations</i>	-	800	800	-	-	800	800	100.0%	800
Sanitation Infrastructure	5 613	2 000	2 000	21	485	1 500	1 015	67.6%	2 000
<i>Reticulation</i>	-	1 500	1 500	-	464	1 500	1 036	69.1%	1 500
<i>Waste Water Treatment Works</i>	5 613	500	500	21	21	-	(21)	#DIV/0!	500
Community Assets	5 755	-	-	-	-	-	-	-	-
Community Facilities	-	-	-	-	-	-	-	-	-
<i>Cemeteries/Crematoria</i>	-	-	-	-	-	-	-	-	-
Sport and Recreation Facilities	5 755	-	-	-	-	-	-	-	-
<i>Outdoor Facilities</i>	5 755	-	-	-	-	-	-	-	-
Total Capital Expenditure on upgrading of ex	37 776	33 517	29 966	3 076	13 422	24 794	11 372	45.9%	29 966

12.2 Supporting Table SC13c and d

WC015 Swartland - Supporting Table SC13c Monthly Budget Statement - expenditure on repairs and maintenance by asset class - Q3 Third Quarter									
Description	2024/25	Budget Year 2025/26							
	Audited Outcome	Original Budget	Adjusted Budget	Monthly actual	YearTD actual	YearTD budget	YTD variance	YTD variance %	Full Year Forecast
R thousands									
Repairs and maintenance expenditure by Asset Class/Sub-class									
Infrastructure	49 848	69 462	69 165	3 742	50 738	54 937	4 198	8%	69 165
Roads Infrastructure	6 192	20 921	20 957	299	18 789	19 358	568	3%	20 957
<i>Roads</i>	5 915	20 801	20 837	299	18 789	19 268	478	2%	20 837
<i>Road Furniture</i>	277	120	120	-	-	90	90	100%	120
Storm water Infrastructure	23 320	24 311	24 359	1 688	16 881	17 795	914	5%	24 359
<i>Storm water Conveyance</i>	23 320	24 311	24 359	1 688	16 881	17 795	914	5%	24 359
Electrical Infrastructure	3 531	5 794	5 294	367	2 435	3 845	1 410	37%	5 294
<i>MV Substations</i>	207	206	488	116	292	295	3	1%	488
<i>MV Networks</i>	319	2 014	1 200	-	10	1 103	1 093	99%	1 200
<i>LV Networks</i>	3 005	3 574	3 606	250	2 132	2 446	314	13%	3 606
Water Supply Infrastructure	1 708	2 011	2 128	217	1 423	1 631	208	13%	2 128
<i>Reservoirs</i>	1 273	1 475	1 476	99	967	1 107	140	13%	1 476
<i>Pump Stations</i>	126	168	126	-	5	99	94	95%	126
<i>Distribution</i>	309	368	526	118	451	425	(26)	-6%	526
Sanitation Infrastructure	5 558	6 151	6 125	421	4 265	4 690	425	9%	6 125
<i>Pump Station</i>	929	1 061	1 063	72	686	801	114	14%	1 063
<i>Reticulation</i>	-	-	-	-	-	-	-	-	-
<i>Waste Water Treatment Works</i>	4 630	5 090	5 062	348	3 578	3 889	311	8%	5 062
<i>Toilet Facilities</i>	-	-	-	-	-	-	-	-	-
Solid Waste Infrastructure	9 538	10 272	10 302	751	6 945	7 618	673	9%	10 302
<i>Landfill Sites</i>	9 538	10 272	10 302	751	6 945	7 618	673	9%	10 302
Community Assets	3 587	3 605	3 975	348	2 564	2 900	336	12%	3 975
Community Facilities	2 456	2 533	2 442	307	1 995	1 839	(157)	-9%	2 442
<i>Halls</i>	448	452	652	68	569	583	14	2%	652
<i>Centres</i>	1 719	1 787	1 534	193	1 303	1 064	(239)	-22%	1 534
<i>Libraries</i>	47	50	50	5	32	36	4	11%	50
<i>Cemeteries/Crematoria</i>	156	123	136	24	52	99	47	47%	136
<i>Parks</i>	86	120	70	18	39	57	18	31%	70
Sport and Recreation Facilities	1 131	1 072	1 533	41	568	1 061	493	46%	1 533
<i>Indoor Facilities</i>	87	100	250	6	147	158	11	7%	250
<i>Outdoor Facilities</i>	1 044	972	1 283	35	421	903	482	53%	1 283
Other assets	1 729	2 884	2 477	150	1 361	1 977	616	31%	2 477
Operational Buildings	1 158	1 260	1 330	114	810	995	185	19%	1 330
<i>Municipal Offices</i>	1 158	1 260	1 330	114	810	995	185	19%	1 330
Housing	571	1 624	1 147	36	551	982	432	44%	1 147
<i>Staff Housing</i>	200	240	293	2	279	267	(12)	-4%	293
<i>Social Housing</i>	372	1 384	854	34	272	716	443	62%	854
Intangible Assets	5 025	-	-	-	-	-	-	-	-
Licences and Rights	5 025	-	-	-	-	-	-	-	-
<i>Computer Software and Applications</i>	5 025	-	-	-	-	-	-	-	-
Computer Equipment	327	402	402	14	149	300	151	50%	402
Computer Equipment	327	402	402	14	149	300	151	50%	402
Furniture and Office Equipment	25	72	72	-	15	54	39	72%	72
Furniture and Office Equipment	25	72	72	-	15	54	39	72%	72
Machinery and Equipment	1 309	1 532	1 540	132	724	1 144	421	37%	1 540
Machinery and Equipment	1 309	1 532	1 540	132	724	1 144	421	37%	1 540
Transport Assets	9 090	10 201	10 312	1 058	7 081	7 763	682	9%	10 312
Transport Assets	9 090	10 201	10 312	1 058	7 081	7 763	682	9%	10 312
Total Repairs and Maintenance Expenditure	70 941	88 157	87 943	5 445	62 631	69 075	6 444	9%	87 943

WC015 Swartland - Supporting Table SC13d Monthly Budget Statement - depreciation by asset class - Q3 Third Quarter

Description	2024/25	Budget Year 2025/26							
	Audited Outcome	Original Budget	Adjusted Budget	Monthly actual	YearTD actual	YearTD budget	YTD variance	YTD variance %	Full Year Forecast
R thousands									
Depreciation by Asset Class/Sub-class									
Infrastructure	84 574	101 682	98 006	7 682	68 338	71 474	3 135	4.4%	98 006
Roads Infrastructure	21 566	31 365	26 022	2 046	18 084	18 923	839	4.4%	26 022
<i>Roads</i>	19 643	29 286	23 990	1 876	16 580	17 402	822	4.7%	23 990
<i>Road Structures</i>	275	898	283	23	207	210	4	1.8%	283
<i>Road Furniture</i>	1 649	1 181	1 749	147	1 297	1 310	13	1.0%	1 749
Storm water Infrastructure	3 767	5 828	4 677	390	3 451	3 496	45	1.3%	4 677
<i>Drainage Collection</i>	886	1 761	1 271	105	927	945	18	1.9%	1 271
<i>Storm water Conveyance</i>	2 881	4 067	3 322	278	2 461	2 487	26	1.1%	3 322
<i>Attenuation</i>	–	–	85	7	63	63	1	1.0%	85
Electrical Infrastructure	14 485	20 749	18 982	1 407	12 451	13 456	1 006	7.5%	18 982
<i>Power Plants</i>	–	3	–	–	–	–	–	–	–
<i>HV Substations</i>	755	1 401	2 777	233	2 059	2 080	21	1.0%	2 777
<i>HV Transmission Conductors</i>	3	29	177	15	131	132	1	1.0%	177
<i>MV Substations</i>	1 602	2 249	1 652	137	1 208	1 229	22	1.8%	1 652
<i>MV Switching Stations</i>	11	1 259	11	1	8	8	0	1.0%	11
<i>MV Networks</i>	7 064	12 228	9 121	607	5 381	6 183	802	13.0%	9 121
<i>LV Networks</i>	5 050	3 367	5 244	414	3 664	3 823	159	4.2%	5 244
<i>Capital Spares</i>	–	214	–	–	–	–	–	–	–
Water Supply Infrastructure	16 871	18 194	17 837	1 421	12 630	13 097	467	3.6%	17 837
<i>Dams and Weirs</i>	19	256	19	2	14	15	0	1.0%	19
<i>Boreholes</i>	1 059	186	1 002	78	760	774	14	1.8%	1 002
<i>Reservoirs</i>	2 485	2 686	2 519	211	1 868	1 887	19	1.0%	2 519
<i>Pump Stations</i>	1 260	1 015	1 315	110	975	985	10	1.0%	1 315
<i>Water Treatment Works</i>	737	127	746	63	553	559	6	1.0%	746
<i>Bulk Mains</i>	5 538	2 050	5 623	472	4 169	4 212	43	1.0%	5 623
<i>Distribution</i>	5 773	11 875	6 597	484	4 280	4 654	374	8.0%	6 597
<i>PRV Stations</i>	–	–	15	1	11	11	0	1.0%	15
Sanitation Infrastructure	25 648	22 799	26 928	2 167	19 500	20 031	531	2.7%	26 928
<i>Pump Station</i>	887	15 354	1 618	80	711	982	271	27.6%	1 618
<i>Reticulation</i>	10 548	1 722	11 234	935	8 265	8 385	120	1.4%	11 234
<i>Waste Water Treatment Works</i>	14 213	5 724	14 076	1 151	10 523	10 664	141	1.3%	14 076
Solid Waste Infrastructure	2 236	2 746	3 560	251	2 223	2 471	248	10.0%	3 560
<i>Landfill Sites</i>	2 223	2 560	2 962	204	1 807	2 036	229	11.2%	2 962
<i>Waste Transfer Stations</i>	–	–	541	45	401	405	4	1.0%	541
<i>Waste Drop-off Points</i>	13	132	57	2	14	30	15	51.2%	57
<i>Waste Separation Facilities</i>	–	53	–	–	–	–	–	–	–

WC015 Swartland - Supporting Table SC13d Monthly Budget Statement - depreciation by asset class - Q3 Third Quarter

Description	2024/25	Budget Year 2025/26							
	Audited Outcome	Original Budget	Adjusted Budget	Monthly actual	YearTD actual	YearTD budget	YTD variance	YTD variance %	Full Year Forecast
R thousands									
Community Assets	6 877	9 404	8 512	696	6 153	6 302	149	2.4%	8 512
Community Facilities	2 491	4 212	2 799	217	1 925	2 027	101	5.0%	2 799
Halls	606	683	617	52	457	462	5	1.0%	617
Clinics/Care Centres	82	83	83	7	62	62	1	1.0%	83
Testing Stations	265	268	268	23	199	201	2	1.0%	268
Museums	2	2	2	0	2	2	0	1.0%	2
Libraries	458	474	463	39	344	347	4	1.0%	463
Cemeteries/Crematoria	278	300	278	23	207	209	2	1.0%	278
Purls	-	174	154	-	-	62	62	100.0%	154
Public Open Space	591	1 442	672	56	499	504	5	1.0%	672
Public Ablution Facilities	86	500	136	7	65	85	20	23.8%	136
Markets	113	260	115	10	85	86	1	1.0%	115
Taxi Ranks/Bus Terminals	9	24	9	1	7	7	0	1.0%	9
Sport and Recreation Facilities	4 386	5 192	5 713	478	4 228	4 275	48	1.1%	5 713
Outdoor Facilities	4 386	5 192	5 713	478	4 228	4 275	48	1.1%	5 713
Investment properties	259	398	261	22	193	195	2	1.0%	261
Revenue Generating	-	-	-	-	-	-	-	-	-
Non-revenue Generating	-	398	261	22	193	195	2	1.0%	261
Improved Property	259	398	261	22	193	195	2	1.0%	261
Other assets	1 842	1 996	1 948	161	1 427	1 450	24	1.6%	1 948
Operational Buildings	1 564	1 715	1 667	138	1 218	1 240	22	1.8%	1 667
Municipal Offices	1 267	1 395	1 301	109	965	974	10	1.0%	1 301
Workshops	297	304	342	29	254	256	3	1.0%	342
Stores	-	16	24	-	-	9	9	100.0%	24
Housing	278	281	281	24	208	210	2	1.0%	281
Staff Housing	278	281	281	24	208	210	2	1.0%	281
Biological or Cultivated Assets	-	-	-	-	-	-	-	-	-
Intangible Assets	105	206	150	13	111	112	1	1.0%	150
Licences and Rights	105	206	150	13	111	112	1	1.0%	150
Computer Software and Applications	105	206	150	13	111	112	1	1.0%	150
Computer Equipment	1 741	2 687	2 631	129	1 286	1 677	391	23.3%	2 631
Computer Equipment	1 741	2 687	2 631	129	1 286	1 677	391	23.3%	2 631
Furniture and Office Equipment	740	1 289	1 181	69	618	764	146	19.1%	1 181
Furniture and Office Equipment	740	1 289	1 181	69	618	764	146	19.1%	1 181
Machinery and Equipment	2 565	4 431	4 308	233	2 069	2 669	601	22.5%	4 308
Machinery and Equipment	2 565	4 431	4 308	233	2 069	2 669	601	22.5%	4 308
Transport Assets	3 742	6 054	5 363	351	3 115	3 614	498	13.8%	5 363
Transport Assets	3 742	6 054	5 363	351	3 115	3 614	498	13.8%	5 363
Total Depreciation	102 445	128 145	122 359	9 356	83 311	88 258	4 947	5.6%	122 359

12.3 Cost Containment

The cost containment regulations came into effect on 1 July 2019. The regulations require the municipality to monitor certain categories of expenditure with the objective to contain costs. The municipality is also required to report on the budget and actual expenditure relating to the regulated costs on a regular basis as outlined below:

Cost Containment In-Year Report Measures	2025/2026 Total Budget	2025/2026 YTD Budget	Actual Expenditure Q1	Actual Expenditure Q2	Actual Expenditure Q3	2025/2026 Total Expenditure	Savings
Use of professional services	R 16 207 452	R 11 300 424	R 2 597 672	R 3 358 376	R 1 325 828	R 7 281 876	N/a
Consultants and Professional Services:Business and Advisory:Actuaries	R 15 775	R 11 835	R -	R -	R -	R -	N/a
Consultants and Professional Services:Business and Advisory:Occupational Health and Safety	R 5 000	R 3 753	R -	R -	R -	R -	N/a
Consultants and Professional Services:Business and Advisory:Business and Financial Management	R 3 212 227	R 2 404 812	R 805 899	R 337 778	R 586 095	R 1 729 772	N/a
Consultants and Professional Services:Business and Advisory:Research and Advisory	R 1 494 694	R 1 017 315	R 416 380	R 249 860	R 136 990	R 803 229	N/a
Consultants and Professional Services:Business and Advisory:Human Resources	R 223 400	R 162 603	R -	R -	R 24 300	R 24 300	N/a
Consultants and Professional Services:Business and Advisory:Qualification Verification	R 40 000	R 29 997	R -	R 5 440	R 2 493	R 7 933	N/a
Consultants and Professional Services:Business and Advisory:Audit Committee	R 120 000	R 90 000	R 37 560	R 44 640	R 20 640	R 102 840	N/a
Consultants and Professional Services:Business and Advisory:Forensic Investigators	R 50 000	R 37 503	R -	R -	R -	R -	N/a
Consultants and Professional Services:Business and Advisory:Accounting and Auditing	R 214 600	R 162 846	R -	R -	R -	R -	N/a
Consultants and Professional Services:Business and Advisory:System Support	R 1 036 874	R 777 663	R 841 182	R 72 240	R 52 290	R 965 712	N/a
Consultants and Professional Services:Infrastructure and Planning:Engineering:Electrical	R 2 328 241	R 1 141 002	R 15 598	R 1 083 194	R -	R 1 098 792	N/a
Consultants and Professional Services:Infrastructure and Planning:Town Planner	R 729 242	R 546 930	R 55 109	R 192 509	R 105 953	R 353 570	N/a
Consultants and Professional Services:Business and Advisory:Valuer and Assessors	R 390 000	R 292 500	R 37 775	R 150 113	R 10 000	R 197 888	N/a
Consultants and Professional Services:Legal Cost:Collection	R 10 000	R 7 497	R -	R -	R -	R -	N/a
Consultants and Professional Services:Legal Cost:Legal Advice and Litigation	R 1 858 000	R 1 406 999	R 218 523	R 343 041	R 183 279	R 744 843	N/a
Consultants and Professional Services:Laboratory Services:Water	R 283 404	R 233 864	R 33 760	R 31 154	R 53 958	R 118 872	N/a
Consultants and Professional Services:Infrastructure and Planning:Engineering:Mechanical	R 432 300	R 324 613	R -	R 146 398	R 48 696	R 195 094	N/a
Consultants and Professional Services:Business and Advisory:Quality Control	R 1 122 138	R 844 462	R 72 438	R 363 341	R 67 986	R 503 764	N/a
Consultants and Professional Services:Infrastructure and Planning:Engineering:Civil	R 2 399 475	R 1 622 673	R 61 876	R 338 670	R 33 148	R 433 694	N/a
Consultants and Professional Services:Legal Cost:Issue of Summons	R 1 000	R 747	R -	R -	R -	R -	N/a
Consultants and Professional Services:Business and Advisory:Board Member	R 100 000	R 74 997	R 1 572	R -	R -	R 1 572	N/a
Consultants and Professional Services:Business and Advisory:Commissions and Committees	R 41 082	R 30 816	R -	R -	R -	R -	N/a
Consultants and Professional Services:Business and Advisory:Project Management	R 100 000	R 74 997	R -	R -	R -	R -	N/a
Travel and Subsistence	R 850 697	R 634 914	R 158 270	R 159 239	R 120 889	R 438 398	N/a
Domestic accommodation	R 250 772	R 184 371	R 42 565	R 74 472	R 30 556	R 147 593	N/a
Sponsorships, events and catering	R 2 209 458	R 1 773 955	R 85 463	R 872 159	R 556 114	R 1 513 737	N/a
Overtime Pay	R 15 426 739	R 10 284 496	R 2 816 888	R 5 228 033	R 6 338 942	R 14 383 863	N/a
Communication	R 6 323 741	R 5 152 305	R 1 400 906	R 1 613 075	R 820 914	R 3 834 895	N/a
Telephone cost	R 863 371	R 672 029	R 144 092	R 96 362	R 146 555	R 387 010	N/a
Vehicles used for political office -bearers	None	None	None	None	None	None	None
Number of Credit Cards	None	None	None	None	None	None	None

Section 13 – Quality certification

QUALITY CERTIFICATE

I, Joggie Scholtz, the municipal manager of Swartland Municipality, hereby certify that -

(mark as appropriate)

- the monthly budget statement
- quarterly report on the implementation of the budget and financial state of affairs of the municipality
- mid-year budget and performance assessment

for the month of **March 2026** has been prepared in accordance with the Municipal Finance Management Act and regulations made under that Act.

Print Name: Mark Bolton

Chief Financial Officer of Swartland Municipality (WC015)

Signature



Print Name: Joggie Scholtz

Municipal Manager of Swartland Municipality (WC015)

Signature



Date: 16 April 2026

The Executive Mayor

I have considered the report in terms of S54 of the MFMA and is satisfied that our performance to date is in accordance with the commitments given as contained in the Service Delivery and Budget Implementation Plan, unless specifically stated otherwise.

Print Name: Mr H Cleophas

Executive Mayor of Swartland Municipality (WC015)

Signature

A handwritten signature in black ink, appearing to be 'H Cleophas', written over a horizontal line.

Date: 16 April 2026

Swartland Municipality 2025-26: Top Layer KPI Report

Director: Protection Services

Ref	Responsible Directorate	KPI Name	Responsible Owner	Original Annual Target	Quarter ending March 2026			Performance Comment	Overall Performance		
					Target	Actual	R		Target	Actual	R
TL243	Protection Services	(2) Available land identified and the possibility of a pound investigated by June 2026	Director: Protection Services	100%	0%	100%	B	Investigation into pound completed and report submitted to and discussed by management team on 30 January 2026.	0%	100%	B
TL244	Protection Services	(1) Viability and feasibility study in collaboration with all role-players conducted by June 2026	Director: Protection Services	100%	0%	0%	N/A		0%	0%	N/A
TL245	Protection Services	Establishment of law enforcement offices in all Swartland towns investigated and reported to Council by June 2028	Director: Protection Services	0%	0%	0%	N/A		0%	0%	N/A
TL246	Protection Services	Establishment of a learners licence centre for Riebeeck Valley by June 2026	Director: Protection Services	100%	0%	0%	N/A		0%	0%	N/A
TL247	Protection Services	Do a feasibility study in respect of new offices for Protection Services in Malmesbury and report to Council by June 2027	Director: Protection Services	0	0	0	N/A		0	0	N/A
TL248	Protection Services	Spent/achieved 95% of capital budget by the end of June	Director: Protection Services	95%	0%	0%	N/A	62.50% Budget: R 1 843 523 YTD Actual: R 1 152 189 Commitments: R 57 697 836	0%	0%	N/A
TL249	Protection Services	Spend 90% of the operating budget by the end of June	Director: Protection Services	90%	0%	0%	N/A	47.03% Budget: R 133 181 719 YTD Actual: R 62 634 229	0%	0%	N/A
TL250	Protection Services	% of Auditor General's findings implemented by 30 June	Director: Protection	100%	0%	0%	N/A		0%	0%	N/A

Ref	Responsible Directorate	KPI Name	Responsible Owner	Original Annual Target	Quarter ending March 2026				Overall Performance		
					Target	Actual	R	Performance Comment	Target	Actual	R
TL251	Protection Services	Complete a condition assessment and a review of the remaining useful life of all assets in the department and submit a certification in this regard to the Head Asset Management within the first week after the financial year end	Director: Protection Services	1	0	0	N/A		0	0	N/A
TL252	Protection Services	Spend 100% of operational and capital grants by the end of June	Director: Protection Services	100%	0%	0%	N/A	97.82% Establishment of the K9 Unit (Operating) Budget: R 4 350 000, YTD Actual: R4 350 000 (100%) Establishment of a Reaction/Rural Safety Unit (Operating) Budget: R 5 838 000, YTD Actual: R5 838 000 (100%) Municipal Fire Service Capacity Support Grant Budget: R 478 261, YTD Actual: R 245 219 (51.27%) Total budget: R 10 666 261, YTD Actual: R10 433 219	0%	0%	N/A
TL253	Protection Services	Monitor the number of EPWP work opportunities created by 30 June	Director: Protection	284	0	0	N/A		0	0	N/A
TL254	Protection Services	Submit projected tariff increases determined for the new budget annually by end of October	Director: Protection Services	1	0	0	N/A		0	0	N/A
TL255	Protection Services	Report monthly to the Portfolio Committee on any new informal dwellings / structures erected	Director: Protection Services	12	3	3	G	March 2026 report completed	3	3	G

Ref	Responsible Directorate	KPI Name	Responsible Owner	Original Annual Target	Quarter ending March 2026				Overall Performance		
					Target	Actual	R	Performance Comment	Target	Actual	R
TL256	Protection Services	Submit funding applications/requests to raise external funding augment income and to fund capital and/or operational initiatives	Director: Protection Services	1	0	1	B	Funding application to raise funds for Neighbourhood Watch submitted on 02 February 2026.	0	1	B
TL257	Protection Services	Establish a transport liaison committee by the end of October 2025	Director: Protection Services	1	0	0	N/A		0	0	N/A
TL261	Protection Services	Submit training needs of staff to HR at meetings held with all departments during November annually	Director: Protection Services	1	0	0	N/A		0	0	N/A

Jo-Ann Krieger

Ref	Responsible Directorate	KPI Name	Responsible Owner	Original Annual Target	Quarter ending March 2026				Overall Performance		
					Target	Actual	R	Performance Comment	Target	Actual	R
TL164	Development Services	GBVF Strategy developed and approved by Council by June 2026	Jo-Ann Krieger	1	0	1	B	GBVF Strategy adopted on 24 March 2026.	0	1	B
TL165	Development Services	Youth Policy developed and approved by Council by June 2027	Jo-Ann Krieger	0	0	0	N/A		0	0	N/A
TL166	Development Services	(2) Ensure the organisation of an annual SMME summit or indaba	Jo-Ann Krieger	1	0	0	N/A		0	0	N/A
TL167	Development Services	(2) Develop a housing pipeline annually by May	Jo-Ann Krieger	1	0	1	B	Housing pipeline submitted to MM on 10 February 2026.	0	1	B
TL168	Development Services	(3) Obtain land use rights for mixed housing developments annually by end of June and submit a report to the Municipal Manager	Jo-Ann Krieger	100%	0%	100%	B	Land use rights email finalised on 24 February 2026.	0%	100%	B
TL169	Development Services	(4) Appoint credible social housing institution to build and manage social housing and submit a report to the Municipal Manager by June 2026	Jo-Ann Krieger	100%	0%	0%	N/A		0%	0%	N/A

Ref	Responsible Directorate	KPI Name	Responsible Owner	Original Annual Target	Quarter ending March 2026				Overall Performance		
					Target	Actual	R	Performance Comment	Target	Actual	R
TL170	Development Services	Develop a capital expenditure framework in collaboration with DEADP and the Development Bank of SA and submit a report to the Management meeting by June 2026	Jo-Ann Krieger	1	0	0	N/A		0	0	N/A
TL171	Development Services	Do a study of climate change mitigation and adaptation and report to the Management meeting by June 2026	Jo-Ann Krieger	1	0	1	B	Climate change study finalised on 19 February 2026.	0	1	B
TL172	Development Services	Spent/achieved 95% of capital budget by the end of June	Jo-Ann Krieger	95%	0%	0%	N/A	52.75% Budget: R 90 019 557 YTD Actual: R 47 481 143 Commitments: R14 285 023,46	0%	0%	N/A
TL173	Development Services	Spend 90% of the operating budget by the end of June	Jo-Ann Krieger	90%	0%	0%	N/A	84.11% Budget: R 184 363 313 YTD Actual: R155 075 561	0%	0%	N/A
TL174	Development Services	% of Auditor General's findings implemented by 30 June	Jo-Ann Krieger	100%	0%	0%	N/A		0%	0%	N/A
TL175	Development Services	Complete a condition assessment and a review of the remaining useful life of all assets in the department and submit a certification in this regard to the Head Asset Management within the first week after the financial year end	Jo-Ann Krieger	1	0	0	N/A		0	0	N/A

Ref	Responsible Directorate	KPI Name	Responsible Owner	Original Annual Target	Quarter ending March 2026			Overall Performance			
					Target	Actual	R				
TL176	Development Services	Spend 100% of operational and capital grants by the end of June	Jo-Ann Krieger	100%	0%	0%	N/A	74.58%	0%	0%	N/A
								Community Development Workers Budget: R 53 912, YTD Actual: R 53 457 (99.16%)			
								Human Settlements (Operating) Budget: R 149 743 102, YTD Actual: R131 975 850 (88.13%)			
								Municipal Accreditation and Capacity Building Grant Budget: R83 096 , YTD Actual: R83 096 R (100%)			
								Emergency Fire Kits Budget: R498 146 , YTD Actual: R0 (0%)			
								Title Deeds Restoration Budget: R70 435 , YTD Actual: R0 (0%)			
								Fire Damaged Houses Budget: R760 922 , YTD Actual: R0 (0%)			
								Human Settlements Budget: R89 405 296 , YTD Actual: R47 402 113 (53.02%)			
TL177	Development Services	Monitor the number of EPWP work opportunities created by 30 June	Jo-Ann Krieger	284	0	0	N/A		0	0	N/A
TL178	Development Services	Submit projected tariff increases determined for the new budget annually by end of October	Jo-Ann Krieger	1	0	0	N/A		0	0	N/A
TL179	Development Services	Submit all capital unbundling packs with all outstanding invoices annually to the Finance Department by 10 July	Jo-Ann Krieger	100%	0%	0%	N/A		0%	0%	N/A

Ref	Responsible Directorate	KPI Name	Responsible Owner	Original Annual Target	Quarter ending March 2026				Overall Performance		
					Target	Actual	R	Performance Comment	Target	Actual	R
TL180	Development Services	Submit funding applications/requests to raise external funding augment income and to fund capital and/or operational initiatives	Jo-Ann Krieger	1	0	1	B	Funding proposal submitted to localised GBVF.	0	1	B
TL263	Development Services	Submit training needs of staff to HR at meetings held with all departments during November annually	Jo-Ann Krieger	1	0	0	N/A		0	0	N/A

Joggie Scholtz

Ref	Responsible Directorate	KPI Name	Responsible Owner	Original Annual Target	Quarter ending March 2026				Overall Performance		
					Target	Actual	R	Performance Comment	Target	Actual	R
TL181	Office of the Municipal Manger	(2) Improve investment by creating an online platform by June 2026 to share information with investors	Joggie Scholtz	100%	0%	0%	N/A		0%	0%	N/A
TL182	Office of the Municipal Manger	Create an automated one stop shop for all business enquiries by June 2026	Joggie Scholtz	100%	0%	0%	N/A		0%	0%	N/A
TL183	Office of the Municipal Manger	Ensure the development of an innovation policy and submit to the Mayoral Committee by June 2026	Joggie Scholtz	1	0	0	N/A		0	0	N/A
TL184	Office of the Municipal Manger	Ensure the development of a proposal for the increased use of digital technology to support business and the economy and submit to the Mayoral Committee by June 2026	Joggie Scholtz	1	0	0	N/A		0	0	N/A

Ref	Responsible Directorate	KPI Name	Responsible Owner	Original Annual Target	Quarter ending March 2026				Overall Performance		
					Target	Actual	R	Performance Comment	Target	Actual	R
TL185	Office of the Municipal Manger	Hold an annual event with local businesses before end of June	Joggie Scholtz	1	0	7	B	4 Feb 2026 Ratings Afrika 5 Feb 2026 West Coast Collage 6 Feb 2026 CEA Business Chamber 12 Feb 2026 Ibhunga Le Silo Royal House 12 Feb 2026 Darling Green 23 Feb 2026 Agri Industria 11 March 2026 Goedgedacht Trust	0	7	B
TL186	Office of the Municipal Manger	Spend 90% of the LED funds by end of June	Joggie Scholtz	90%	0%	0%	N/A	81,8% Budget: R 30,000.00 Actual: R 24,532.87 Balance: R 5,467.13	0%	0%	N/A
TL187	Office of the Municipal Manger	Table the Annual Report as required by MFMA (121) to Council annually by end of January	Joggie Scholtz	1	1	1	G	Report submitted end January 2026	1	1	G
TL188	Office of the Municipal Manger	Submit the Annual Report to Council as required by section 129 of the MFMA (121) for approval annually by end of March	Joggie Scholtz	1	1	1	G	Submitted on 25 March 2026	1	1	G
TL189	Office of the Municipal Manger	Review the macro structure annually	Joggie Scholtz	1	0	0	N/A		0	0	N/A
TL190	Office of the Municipal Manger	% of issues raised by the Auditor-General in an audit report addressed by 30 June	Joggie Scholtz	100%	0%	0%	N/A		0%	0%	N/A
TL191	Office of the Municipal Manger	Spent/achieved 95% of capital budget by the end of June	Joggie Scholtz	95%	0%	0%	N/A	54.62% Budget: R 280 050 142 YTD Actual: R152 959 396 Commitments: R 40 263 136	0%	0%	N/A
TL192	Office of the Municipal Manger	Create 150 jobs through Municipality's capital projects (contracts > R200 000) by 30 June	Joggie Scholtz	150	0	0	N/A	ASLA Work Opportunities for 2025/2026: 870 EXEO Work Opportunities for 2025/2026: 47 Jan 2026= 10 Cumulative: 972	0	0	N/A

Ref	Responsible Directorate	KPI Name	Responsible Owner	Original Annual Target	Quarter ending March 2026				Overall Performance		
					Target	Actual	R	Performance Comment	Target	Actual	R
TL258	Office of the Municipal Manger	Submit training needs of staff to HR at meetings held with all departments during November annually	Joggie Scholtz	1	0	0	N/A		0	0	N/A

Louis Zikmann

Ref	Responsible Directorate	KPI Name	Responsible Owner	Original Annual Target	Quarter ending March 2026				Overall Performance		
					Target	Actual	R	Performance Comment	Target	Actual	R
TL193	Civil Engineering Services	(1) Develop a 15 year priority project list by December 2025	Louis Zikmann	1	0	0	N/A		0	0	N/A
TL194	Civil Engineering Services	(1) Development of cell 2 by March 2027	Louis Zikmann	0	0	0	N/A		0	0	N/A
TL195	Civil Engineering Services	(2) Identify measures and report to Council on organic waste diversion by June 2027	Louis Zikmann	0	0	0	N/A		0	0	N/A
TL196	Civil Engineering Services	Master plans reviewed and updated if required annually by June	Louis Zikmann	1	0	0	N/A		0	0	N/A
TL197	Civil Engineering Services	Investigate and report to the Portfolio Committee annually by June on the status quo condition of surfaced roads	Louis Zikmann	1	0	0	N/A		0	0	N/A
TL198	Civil Engineering Services	Spent/achieved 95% of capital budget by the end of June	Louis Zikmann	95%	0%	0%	N/A	54.11% Budget: R 152 493 475 YTD Actual: R 82 517 619 Commitments: R 19 196 232.37	0%	0%	N/A
TL199	Civil Engineering Services	Spend 90% of the operating budget by the end of June	Louis Zikmann	90%	0%	0%	N/A	65.72% Budget: R 431 278 852 YTD Actual: R 283 439 767	0%	0%	N/A
TL200	Civil Engineering Services	% of Auditor General's findings implemented by 30 June	Louis Zikmann	100%	0%	0%	N/A		0%	0%	N/A

Ref	Responsible Directorate	KPI Name	Responsible Owner	Original Annual Target	Quarter ending March 2026			Overall Performance			
					Target	Actual	R		Performance Comment	Target	Actual
TL201	Civil Engineering Services	Complete a condition assessment and a review of the remaining useful life of all assets in the department and submit a certification in this regard to the Head Asset Management within the first week after the financial year end	Louis Zikmann	1	0	0	N/A		0	0	N/A
TL202	Civil Engineering Services	Spend 100% of operational and capital grants by the end of June	Louis Zikmann	100%	0%	0%	N/A	79.33%	0%	0%	N/A
								EPWP Incentive (Operating) Budge: R1 969 000, YTD Actual: R1 513 494 (76.87%)			
								Maintenance and Construction of Transport Infrastructure (Operating) Budge: R11 900 000, YTD Actual: R11 880 435 (99.84%)			
								Municipal Infrastructure Grant (MIG) (Capital) Budge: R25 405 000, YTD Actual: R24 125 634 (94.96%)			
								Water Services Infrastructure Grant (Capital) Budge: R17 044 000, YTD Actual: R7 386 653 (43.34%)			
								Municipal Water Resilience Grant Budge: R1 304 348, YTD Actual: R804 696 (61.69%)			
								Total Budget: R57 622 348, YTD Actual: R 45 710 912			
TL203	Civil Engineering Services	Monitor the number of EPWP work opportunities created by 30 June	Louis Zikmann	284	0	0	N/A		0	0	N/A

Ref	Responsible Directorate	KPI Name	Responsible Owner	Original Annual Target	Quarter ending March 2026				Overall Performance		
					Target	Actual	R	Performance Comment	Target	Actual	R
TL204	Civil Engineering Services	Submit projected tariff increases determined for the new budget annually by end of October	Louis Zikmann	1	0	0	N/A		0	0	N/A
TL205	Civil Engineering Services	Submit all capital unbundling packs with all outstanding invoices annually to the Finance Department by 10 July	Louis Zikmann	100%	0%	0%	N/A		0%	0%	N/A
TL206	Civil Engineering Services	Submit funding applications/requests to raise external funding augment income and to fund capital and/or operational initiatives	Louis Zikmann	1	0	1	B	MIG Funding	0	1	B
TL207	Civil Engineering Services	Supplying of piped water service points to residential account holders which are connected to the municipal water infrastructure network as at 30 June	Louis Zikmann	21 942	0	0	N/A		0	0	N/A
TL208	Civil Engineering Services	Supplying of sanitation services to municipal residential account holders as at 30 June	Louis Zikmann	21 851	0	0	N/A		0	0	N/A
TL209	Civil Engineering Services	Number of residential account holders receiving refuse removal services as at 30 June	Louis Zikmann	21 635	0	0	N/A		0	0	N/A
TL264	Civil Engineering Services	Submit training needs of staff to HR at meetings held with all departments during November annually	Louis Zikmann	1	0	0	N/A		0	0	N/A

Madelaine Terblanche

Ref	Responsible Directorate	KPI Name	Responsible Owner	Original Annual Target	Quarter ending March 2026				Overall Performance		
					Target	Actual	R	Performance Comment	Target	Actual	R
TL210	Corporate Services	(3) Investigate the feasibility of a full time customer care centre and submit a report to the Mayoral Committee by June 2026	Madelaine Terblanche	1	0	0	N/A		0	0	N/A

Ref	Responsible Directorate	KPI Name	Responsible Owner	Original Annual Target	Quarter ending March 2026				Overall Performance		
					Target	Actual	R	Performance Comment	Target	Actual	R
TL211	Corporate Services	Spent/achieved 95% of capital budget by the end of June	Madelaine Terblanche	95%	0%	0%	N/A	39.01% Budget: R 448 478 YTD Actual: R 174 947 Commitments: R 178 066.68	0%	0%	N/A
TL212	Corporate Services	Spend 90% of the operating budget by the end of June	Madelaine Terblanche	90%	0%	0%	N/A	63.66% Budget: R 55 346 501 YTD Actual: R 35 230 927	0%	0%	N/A
TL213	Corporate Services	% of Auditor General's findings implemented by 30 June	Madelaine Terblanche	100%	0%	0%	N/A		0%	0%	N/A
TL214	Corporate Services	Complete a condition assessment and a review of the remaining useful life of all assets in the department and submit a certification in this regard to the Head Asset Management within the first week after the financial year end	Madelaine Terblanche	1	0	0	N/A		0	0	N/A
TL215	Corporate Services	Spend 100% of operational and capital grants by the end of June	Madelaine Terblanche	100%	0%	0%	N/A	100% Libraries (Operating) Budget: R 10 768 696, YTD Actual: R10 784 626 (100.15%) Libraries (Capital) Budget: R43 478, YTD Actual: R27 548 (63.36%) Total Budget: R10 812 174, Actual YTD: R10 812 174	0%	0%	N/A
TL216	Corporate Services	Submit funding applications/requests to raise external funding augment income and to fund capital and/or operational initiatives	Madelaine Terblanche	1	0	0	N/A		0	0	N/A

Ref	Responsible Directorate	KPI Name	Responsible Owner	Original Annual Target	Quarter ending March 2026				Overall Performance		
					Target	Actual	R	Performance Comment	Target	Actual	R
TL217	Corporate Services	The percentage (%) of appointments made in the three highest levels of management which comply with the Employment Equity Plan, measured by the Number of appointments in the three highest levels of management, which comply with Employment Equity targets/Total appointments made in three highest levels of management x 100	Madelaine Terblanche	70%	0%	0%	N/A	January 2026: No employment equity opportunities in the three highest levels of management February 2026: No employment equity opportunities in the three highest levels of management March 2026: No employment equity opportunities in the three highest levels of management	0%	0%	N/A
TL218	Corporate Services	Spend 90% of the Municipality's training budget on implementing its Workplace Skills Plan by end of June	Madelaine Terblanche	90%	0%	51%	B	January 2026: R529 616/R1782533 Training budget spent (30%) February 2026: R638 840/R1782533 Training budget spent (36%) March 2026: R915 419/R1782533 Training budget spent (51%)	0%	51%	B
TL259	Corporate Services	Submit training needs of staff to HR at meetings held with all departments during November annually	Madelaine Terblanche	1	0	0	N/A		0	0	N/A

Mark Bolton

Ref	Responsible Directorate	KPI Name	Responsible Owner	Original Annual Target	Quarter ending March 2026				Overall Performance		
					Target	Actual	R	Performance Comment	Target	Actual	R
TL219	Financial Services	Spent/achieved 95% of capital budget by the end of June	Mark Bolton	95%	0%	0%	N/A	99.99% Budget: R 81 625 YTD Actual: R 81 624 Commitments: R0	0%	0%	N/A
TL220	Financial Services	Spend 90% of the operating budget by the end of June	Mark Bolton	90%	0%	0%	N/A	63.69% Budget: R 83 547 609 YTD Actual: R 53 213 247	0%	0%	N/A
TL221	Financial Services	% of Auditor General's findings implemented by 30 June	Mark Bolton	100%	0%	0%	N/A		0%	0%	N/A

Ref	Responsible Directorate	KPI Name	Responsible Owner	Original Annual Target	Quarter ending March 2026				Overall Performance		
					Target	Actual	R	Performance Comment	Target	Actual	R
TL222	Financial Services	Complete a condition assessment and a review of the remaining useful life of all assets in the department and submit a certification in this regard to the Head Asset Management within the first week after the financial year end	Mark Bolton	1	0	0	N/A		0	0	N/A
TL223	Financial Services	Spend 100% of operational and capital grants by the end of June	Mark Bolton	100%	0%	0%	N/A	59.06% Finance Management (Operating) Budget: R 1 567 979, YTD Actual: R 932 459 (59.47%) Municipal Service Delivery and Capacity Building Grant (Operating) Budget: R 617 043, YTD Actual: R 357 887 (58%) Total Budget: R2 185 022 YTD Actual: R1 290 346	0%	0%	N/A
TL224	Financial Services	Projected tariff increases determined for the budget of the new financial year annually by end of February	Mark Bolton	1	1	1	G	Submitted by CFO to the mayor on 26 Feb 2026.	1	1	G
TL225	Financial Services	Manage the provision of free basic service subsidies in line with council's policy annually	Mark Bolton	100%	0%	0%	N/A		0%	0%	N/A
TL226	Financial Services	Measure the % of the outstanding service debtors	Mark Bolton	20%	0%	0%	N/A		0%	0%	N/A
TL227	Financial Services	Measure financial viability in terms of cost coverage ratio for the current financial year	Mark Bolton	3	0	0	N/A		0	0	N/A
TL228	Financial Services	Measure the % of debt coverage ratio for the current financial year	Mark Bolton	45%	0%	0%	N/A		0%	0%	N/A
TL260	Financial Services	Submit training needs of staff to HR at meetings held with all departments during November annually	Mark Bolton	1	0	0	N/A		0	0	N/A

Ref	Responsible Directorate	KPI Name	Responsible Owner	Original Annual Target	Quarter ending March 2026				Overall Performance		
					Target	Actual	R	Performance Comment	Target	Actual	R

Thys Möller

Ref	Responsible Directorate	KPI Name	Responsible Owner	Original Annual Target	Quarter ending March 2026				Overall Performance		
					Target	Actual	R	Performance Comment	Target	Actual	R
TL229	Electrical Engineering Services	Master plans reviewed and updated if required annually by June	Thys Möller	1	0	0	N/A		0	0	N/A
TL230	Electrical Engineering Services	Submit motivated budget to the Budget Office annually by November (minimum 6% of annual electricity revenue allocation is a Nersa license condition)	Thys Möller	1	0	0	N/A		0	0	N/A
TL231	Electrical Engineering Services	Submit application to Nersa for approval annually by June	Thys Möller	1	0	1	B	Application submitted 31 March 2026	0	1	B
TL232	Electrical Engineering Services	Spent/achieved 95% of capital budget by the end of June	Thys Möller	95%	0%	0%	N/A	61.38% Budget: R 35 109 500 YTD Actual: R 21 551 873 Commitments: R5 996 552,15	0%	0%	N/A
TL233	Electrical Engineering Services	Spend 90% of the operating budget by the end of June	Thys Möller	90%	0%	0%	N/A	62.76% Budget: R 590 567 420 YTD Actual: R370 628 081	0%	0%	N/A
TL234	Electrical Engineering Services	% of Auditor General's findings implemented by 30 June	Thys Möller	100%	0%	0%	N/A		0%	0%	N/A
TL235	Electrical Engineering Services	Complete a condition assessment and a review of the remaining useful life of all assets in the department and submit a certification in this regard to the Head Asset Management within the first week after the financial year end	Thys Möller	1	0	0	N/A		0	0	N/A

Ref	Responsible Directorate	KPI Name	Responsible Owner	Original Annual Target	Quarter ending March 2026				Overall Performance		
					Target	Actual	R	Performance Comment	Target	Actual	R
TL236	Electrical Engineering Services	Spend 100% of operational and capital grants by the end of June	Thys Möller	100%	0%	0%	N/A	15.65% INEP (Operating) Budget: R 21 322 000, YTD Actual: R 3 337 843 Total Budget: R 21 322 000, YTD Actual: R 3 337 843	0%	0%	N/A
TL237	Electrical Engineering Services	Monitor the number of EPWP work opportunities created by 30 June	Thys Möller	284	0	0	N/A		0	0	N/A
TL238	Electrical Engineering Services	Submit projected tariff increases determined for the new budget annually by end of October	Thys Möller	1	0	0	N/A		0	0	N/A
TL239	Electrical Engineering Services	Submit all capital unbundling packs with all outstanding invoices annually to the Finance Department by 10 July	Thys Möller	100%	0%	0%	N/A		0%	0%	N/A
TL240	Electrical Engineering Services	Manage the % of electricity losses within the NERSA benchmark norm annually by end of June	Thys Möller	10%	0%	0%	N/A		0%	0%	N/A
TL241	Electrical Engineering Services	Submit funding applications/requests to raise external funding augment income and to fund capital and/or operational initiatives	Thys Möller	1	0	3	B	x1 Application for Smart Metering Grant in Feb 2026 x2 Applications submitted in March 2026	0	3	B
TL242	Electrical Engineering Services	Supplying of electricity services to residential account holders for electrical metering as at 30 June	Thys Möller	16 326	0	0	N/A		0	0	N/A
TL262	Electrical Engineering Services	Submit training needs of staff to HR at meetings held with all departments during November annually	Thys Möller	1	0	0	N/A		0	0	N/A

Report generated on 22 April 2026 at 08:46.

Swartland Municipality Project Activity

Department: Office of the Municipal Manger

Project: P30101 - Equipment : Council

Votes: db728e3b-e11f-4654-806c-9d91bf9430c3_9/116-833-968

Location:

Fin Source: CRR

No	Activity	Jul 2025	Aug 2025	Sep 2025	Oct 2025	Nov 2025	Dec 2025	Jan 2026	Feb 2026	Mar 2026	Apr 2026	May 2026	Jun 2026				
1	Planning Phase													-			
Performance Comments:		<p>Aug 2025: Equipment needs identified</p> <p>Jan 2026: Quotation has been received for a gazebo and a banner and it has been captured on the Collab system. SCM is busy sourcing 2 more quotations</p>															
Cash Flow		Jul 2025	Aug 2025	Sep 2025	Oct 2025	Nov 2025	Dec 2025	Jan 2026	Feb 2026	Mar 2026	Apr 2026	May 2026	Jun 2026	Total PCF / YTD Actual	% Spent	Available	Av. %
Projected Cash Flow			2,000.00	3,000.00	3,000.00	2,000.00	2,000.00				776.00			12,776.00			
Actual Expenditure														-	0%	12,776.00	100.00%

Report drawn at 22 April 2026 08:50:56

Department: Office of the Municipal Manger

Project: P12101 - Equipment : MM

Votes: db728e3b-e11f-4654-806c-9d91bf9430c3_9/124-832-967

Location:

Fin Source: CRR

No	Activity	Jul 2025	Aug 2025	Sep 2025	Oct 2025	Nov 2025	Dec 2025	Jan 2026	Feb 2026	Mar 2026	Apr 2026	May 2026	Jun 2026				
1	Planning Phase													-			
Performance Comments:		<p>Aug 2025: Equipment needs identified</p> <p>Jan 2026: We have received a quotation for the podium which we capture on the Collab system. SCM is currently busy sourcing 2 more quotations.</p> <p>Feb 2026: We have received a quotation for the podium which we capture on the Collab system. SCM is currently busy sourcing 2 more quotations.</p>															
Cash Flow		Jul 2025	Aug 2025	Sep 2025	Oct 2025	Nov 2025	Dec 2025	Jan 2026	Feb 2026	Mar 2026	Apr 2026	May 2026	Jun 2026	Total PCF / YTD Actual	% Spent	Available	Av. %
Projected Cash Flow			2,000.00	3,000.00	3,000.00	2,000.00	2,000.00				-776.00			11,224.00			
Actual Expenditure														-	0%	11,224.00	100.00%

Report drawn at 22 April 2026 08:50:56

Department: Office of the Municipal Manger

Project: P12103 - Park equipment: Tosca street

Votes: 516ceeb3-d921-4313-8d14-418121c097c4_9/124-922-1081

Location:

Fin Source: Donation

Cash Flow	Jul 2025	Aug 2025	Sep 2025	Oct 2025	Nov 2025	Dec 2025	Jan 2026	Feb 2026	Mar 2026	Apr 2026	May 2026	Jun 2026	Total PCF / YTD Actual	% Spent	Available	Av. %
Projected Cash Flow												9,500.00	9,500.00			
Actual Expenditure													-	0%	9,500.00	100.00%

Report drawn at 22 April 2026 08:50:56

Department: Office of the Municipal Manger

Project: P52101 - Risk Management Devices

Votes: db728e3b-e11f-4654-806c-9d91bf9430c3_9/124-937-1139

Location:

Fin Source: CRR

Cash Flow	Jul 2025	Aug 2025	Sep 2025	Oct 2025	Nov 2025	Dec 2025	Jan 2026	Feb 2026	Mar 2026	Apr 2026	May 2026	Jun 2026	Total PCF / YTD Actual	% Spent	Available	Av. %
Projected Cash Flow							20,484.00						20,484.00			
Actual Expenditure													-	0%	20,484.00	100.00%

Report drawn at 22 April 2026 08:50:56

Department: Corporate Services

Project: P08101 - Equipment : Corporate

Location:

Votes: db728e3b-e11f-4654-806c-9d91bf9430c3_9/101-835-970

Fin Source: CRR

No	Activity	Jul 2025	Aug 2025	Sep 2025	Oct 2025	Nov 2025	Dec 2025	Jan 2026	Feb 2026	Mar 2026	Apr 2026	May 2026	Jun 2026				
1	Planning Phase													-			
Performance Comments:																	
	Jul 2025:	Purchases in August: Optiplan Cabinet for HR Philips Voice Tracer for HR															
	Sep 2025:	Purchases in September: Office Chair [Information available on Promun]															
	Nov 2025:	Obtain quotation for the purchase of P-touch Label Printer for the register office.															
	Dec 2025:	Requisition placed for the purchase of the P-touch Label Printer for the Registry Office.															
	Jan 2026:	All purchases completed.															
Cash Flow		Jul 2025	Aug 2025	Sep 2025	Oct 2025	Nov 2025	Dec 2025	Jan 2026	Feb 2026	Mar 2026	Apr 2026	May 2026	Jun 2026	Total PCF / YTD Actual	% Spent	Available	Av. %
Projected Cash Flow			20,000.00			10,000.00				-658.00				29,342.00			
Actual Expenditure			12,570.00	3,180.00		-12,570.00	3,400.00		16,324.00					22,904.00	78.06%	6,438.00	21.94%

Report drawn at 22 April 2026 08:50:56

Department: Corporate Services

Project: P88101 - Equipment Corporate: Buildings & Swartland Halls

Location:

Votes: db728e3b-e11f-4654-806c-9d91bf9430c3_9/103-837-972

Fin Source: CRR

No	Activity	Jul 2025	Aug 2025	Sep 2025	Oct 2025	Nov 2025	Dec 2025	Jan 2026	Feb 2026	Mar 2026	Apr 2026	May 2026	Jun 2026				
1	Planning Phase													-			
Performance Comments:																	
	Aug 2025:	Folding Tables for RK & Malmesbury Town hall (20) - R54 300 Cooler - R25 522 Blinds - R13 650 Total: R93 472.00															
	Sep 2025:	Stainless Steel Table for Rosenhof Community Hall - R5250.00 Requisition date: 11/09/2025															
	Nov 2025:	Two Tables procured to an amount of R5700.00															
	Feb 2026:	Purchase of 25 Folding Tables C/55745 Purchase of cordless microphone and receiver for Malmesbury Town Hall C/55625 Purchase of Microwave C/55088 Purchase of Chest Freezer C/55213 Purchase of Beverage Cooler C/55712															
Cash Flow		Jul 2025	Aug 2025	Sep 2025	Oct 2025	Nov 2025	Dec 2025	Jan 2026	Feb 2026	Mar 2026	Apr 2026	May 2026	Jun 2026	Total PCF / YTD Actual	% Spent	Available	Av. %
Projected Cash Flow				60,000.00		30,000.00		10,000.00	26,000.00	62,458.00	15,400.00	72,500.00	19,300.00	295,658.00			
Actual Expenditure				39,172.00	54,300.00		5,700.00		1,459.00	23,865.00				124,496.00	42.11%	171,162.00	57.89%

Report drawn at 22 April 2026 08:50:56

Department: Corporate Services

Project: P56101 - Equipment: Libraries

Location:

Votes: db728e3b-e11f-4654-806c-9d91bf9430c3_9/102-836-971

Fin Source: Dept. CA and Sport

No	Activity	Jul 2025	Aug 2025	Sep 2025	Oct 2025	Nov 2025	Dec 2025	Jan 2026	Feb 2026	Mar 2026	Apr 2026	May 2026	Jun 2026				
1	Planning Phase													-			
Performance Comments:																	
	Aug 2025:	Folding tables - R54 300 cooler - R25 522 Blinds Abbotsdale C/Hall - R13 650 Total: R93 472.00 Requisition date 04/08/2025															
	Feb 2026:	Taking into account commitments at end January 2026															
Cash Flow		Jul 2025	Aug 2025	Sep 2025	Oct 2025	Nov 2025	Dec 2025	Jan 2026	Feb 2026	Mar 2026	Apr 2026	May 2026	Jun 2026	Total PCF / YTD Actual	% Spent	Available	Av. %
Projected Cash Flow						10,000.00	10,000.00	10,000.00		13,478.00				43,478.00			
Actual Expenditure					8,468.00	13,339.00			1,957.00	3,785.00	7,316.00			34,865.00	80.19%	8,613.00	19.81%

Report drawn at 22 April 2026 08:50:56

Department: Corporate Services

Project: P8119 - Expropriation of splays

Votes: 292ca914-1206-48d2-b2bb-9e3b5b4afc5_9/103-912-1068

Location:

Fin Source: CRR

No	Activity	Jul 2025	Aug 2025	Sep 2025	Oct 2025	Nov 2025	Dec 2025	Jan 2026	Feb 2026	Mar 2026	Apr 2026	May 2026	Jun 2026				
1	Planning Phase													-			
Performance Comments:		<p>Jan 2026: Awaiting diagrams to commence with expropriation process</p> <p>Feb 2026: Amount to be amended following January 2026 adjustments budget</p>															
Cash Flow		Jul 2025	Aug 2025	Sep 2025	Oct 2025	Nov 2025	Dec 2025	Jan 2026	Feb 2026	Mar 2026	Apr 2026	May 2026	Jun 2026	Total PCF / YTD Actual	% Spent	Available	Av. %
Projected Cash Flow										-7,500.00	-7,500.00	-7,500.00	102,500.00	80,000.00			
Actual Expenditure														-	0%	80,000.00	100.00%

Report drawn at 22 April 2026 08:50:56

Department: Financial Services

Project: P35101 - Equipment : Financial

Votes: db728e3b-e11f-4654-806c-9d91bf9430c3_9/119-813-948

Location:

Fin Source: CRR

No	Activity	Jul 2025	Aug 2025	Sep 2025	Oct 2025	Nov 2025	Dec 2025	Jan 2026	Feb 2026	Mar 2026	Apr 2026	May 2026	Jun 2026				
1	Planning Phase													-			
Performance Comments:		<p>Aug 2025: R33 432.79 Committed on Order.</p> <p>Sep 2025: Office chairs must still be delivered.</p> <p>Oct 2025: Requisition in progress for R6 589.</p> <p>Nov 2025: R10 103 still Committed on Order.</p> <p>Dec 2025: R6 650 Committed on Order.</p> <p>Jan 2026: The commitment of R6 650.43 was paid in February 2026.</p>															
Cash Flow		Jul 2025	Aug 2025	Sep 2025	Oct 2025	Nov 2025	Dec 2025	Jan 2026	Feb 2026	Mar 2026	Apr 2026	May 2026	Jun 2026	Total PCF / YTD Actual	% Spent	Available	Av. %
Projected Cash Flow			4,000.00	34,000.00	10,000.00	15,000.00		-3,549.00						59,451.00			
Actual Expenditure			4,113.00	38,184.00	7,498.00		3,005.00		6,650.00					59,450.00	100.00%	1.00	0%

Report drawn at 22 April 2026 08:50:56

Department: Financial Services

Project: P35117 - Indigent Screening Solution

Votes: db728e3b-e11f-4654-806c-9d91bf9430c3_9/119-941-1126

Location:

Fin Source: CRR

Cash Flow	Jul 2025	Aug 2025	Sep 2025	Oct 2025	Nov 2025	Dec 2025	Jan 2026	Feb 2026	Mar 2026	Apr 2026	May 2026	Jun 2026	Total PCF / YTD Actual	% Spent	Available	Av. %
Projected Cash Flow		25,000.00					-2,826.00						22,174.00			
Actual Expenditure				22,174.00									22,174.00	100.00%	-	0%

Report drawn at 22 April 2026 08:50:56

Department: Protection Services

Project: P68199 - Donated PPE: Computer Equipment

Votes: 09f0d77d-d2e8-40f2-91e6-e89b7dad5a76_9/126-931-1113

Location:

Fin Source: CRR

Cash Flow	Jul 2025	Aug 2025	Sep 2025	Oct 2025	Nov 2025	Dec 2025	Jan 2026	Feb 2026	Mar 2026	Apr 2026	May 2026	Jun 2026	Total PCF / YTD Actual	% Spent	Available	Av. %
Projected Cash Flow							41,200.00						41,200.00			
Actual Expenditure		41,200.00											41,200.00	100.00%	-	0%

Report drawn at 22 April 2026 08:50:56

Department: Protection Services

Project: P68118 - Donated PPE: Transport Assets

Votes: bda040d4-428a-40ac-9d29-0a94d311d122_9/126-936-1137

Location:

Fin Source: CRR

Cash Flow	Jul 2025	Aug 2025	Sep 2025	Oct 2025	Nov 2025	Dec 2025	Jan 2026	Feb 2026	Mar 2026	Apr 2026	May 2026	Jun 2026	Total PCF / YTD Actual	% Spent	Available	Av. %
Projected Cash Flow												2,042.00	2,042.00			
Actual Expenditure							2,042.00						2,042.00	100.00%	-	0%

Report drawn at 22 April 2026 08:50:56

Department: Protection Services

Project: P36101 - Equipment : Fire Fighting

Votes: 55cafe90-ce7b-4801-b148-7e9915e82081_9/125-831-966

Location:

Fin Source: CRR

No	Activity	Jul 2025	Aug 2025	Sep 2025	Oct 2025	Nov 2025	Dec 2025	Jan 2026	Feb 2026	Mar 2026	Apr 2026	May 2026	Jun 2026	-			
1	Planning Phase																

Performance Comments:

- Sep 2025: Procurement Process (informal tender)
- Oct 2025: Procurement Process (informal tender)
- Nov 2025: The hydraulic tool was delivered.
- Dec 2025: The procurement process will start in January 26 for the remainder of the money in the vote
- Jan 2026: The supply process for the remaining capital budget started, and a purchase order is awaited.
- Feb 2026: purchase order was issued, waiting on delivery
- Mar 2026: Waiting on delivery from supplier

Cash Flow	Jul 2025	Aug 2025	Sep 2025	Oct 2025	Nov 2025	Dec 2025	Jan 2026	Feb 2026	Mar 2026	Apr 2026	May 2026	Jun 2026	Total PCF / YTD Actual	% Spent	Available	Av. %
Projected Cash Flow			50,000.00	50,000.00	50,000.00			50,000.00	50,000.00	50,000.00			300,000.00			
Actual Expenditure						220,348.00	25,640.00						245,988.00	82.00%	54,012.00	18.00%

Report drawn at 22 April 2026 08:50:56

Department: Protection Services

Project: P14101 - Equipment: Protection

Votes: 55cafe90-ce7b-4801-b148-7e9915e82081_9/126-829-964

Location:

Fin Source: CRR

No	Activity	Jul 2025	Aug 2025	Sep 2025	Oct 2025	Nov 2025	Dec 2025	Jan 2026	Feb 2026	Mar 2026	Apr 2026	May 2026	Jun 2026	-			
1	Planning Phase																

Performance Comments:

- Jan 2026: On the equipment we only have a R5000 and there are still equipment in the SCM-process.

Cash Flow	Jul 2025	Aug 2025	Sep 2025	Oct 2025	Nov 2025	Dec 2025	Jan 2026	Feb 2026	Mar 2026	Apr 2026	May 2026	Jun 2026	Total PCF / YTD Actual	% Spent	Available	Av. %
Projected Cash Flow		15,000.00			15,000.00			15,000.00			15,000.00		60,000.00			
Actual Expenditure				22,728.00	9,976.00				21,244.00				53,948.00	89.91%	6,052.00	10.09%

Report drawn at 22 April 2026 08:50:56

Department: Protection Services

Project: P36112 - Fire Fighting: Hazmat Equipment

Location:

Votes: 55cafe90-ce7b-4801-b148-7e9915e82081_9/125-970-1134

Fin Source: FSCSG

No	Activity	Jul 2025	Aug 2025	Sep 2025	Oct 2025	Nov 2025	Dec 2025	Jan 2026	Feb 2026	Mar 2026	Apr 2026	May 2026	Jun 2026				
1	Planning Phase													-			
Performance Comments:		<p>Sep 2025: Procurement Process (Informal tender)</p> <p>Oct 2025: Procurement Process (Informal tender)</p> <p>Nov 2025: ordered was received for the SCBA compressor, waiting on delivery</p> <p>Dec 2025: Self contained breathing apparatus compressor was delivered at the end of December 25.</p> <p>Jan 2026: The supply process for the remaining capital budget started, and a purchase order is awaited.</p> <p>Feb 2026: purchase order was issued, waiting on delivery</p> <p>Mar 2026: Waiting on delivery from supplier</p>															
Cash Flow		Jul 2025	Aug 2025	Sep 2025	Oct 2025	Nov 2025	Dec 2025	Jan 2026	Feb 2026	Mar 2026	Apr 2026	May 2026	Jun 2026	Total PCF / YTD Actual	% Spent	Available	Av. %
Projected Cash Flow						250,000.00			228,261.00					478,261.00			
Actual Expenditure							241,945.00	3,274.00						245,219.00	51.27%	233,042.00	48.73%

Report drawn at 22 April 2026 08:50:56

Department: Protection Services

Project: P14101 - New Fire Arms & Replacements

Location:

Votes: 55cafe90-ce7b-4801-b148-7e9915e82081_9/126-961-1122

Fin Source: CRR

No	Activity	Jul 2025	Aug 2025	Sep 2025	Oct 2025	Nov 2025	Dec 2025	Jan 2026	Feb 2026	Mar 2026	Apr 2026	May 2026	Jun 2026				
1	Planning Phase													-			
Performance Comments:		<p>Jul 2025: The informal tender was awarded and all documents requested from service provider relating to the licensing of firearms was submitted. We await licensing and delivery</p> <p>Aug 2025: The service provider await delivery of firearms and licensing will follow- Lesedi guarding</p> <p>Sep 2025: The appointed service provider--Lesedi Guarding requested documentation of Responsible person and Municipalities Registration as official institution which was submitted.</p> <p>Jan 2026: The procurement of firearms are in process, we've received documentation from the service provider which is submitted to Saps and will be delivered to Flash in the Province. We then wait for the Central Firearm Registrar to upload the firearms onto our official business license for delivery</p>															
Cash Flow		Jul 2025	Aug 2025	Sep 2025	Oct 2025	Nov 2025	Dec 2025	Jan 2026	Feb 2026	Mar 2026	Apr 2026	May 2026	Jun 2026	Total PCF / YTD Actual	% Spent	Available	Av. %
Projected Cash Flow											250,000.00			250,000.00			
Actual Expenditure														-	0%	250,000.00	100.00%

Report drawn at 22 April 2026 08:50:56

Department: Protection Services

Project: P58102 - Traffic and Law: CK41293 Toyota Hilux DC 2.5D SRX

Location:

Votes: bda040d4-428a-40ac-9d29-0a94d311d122_9/126-824-959

Fin Source: CRR

No	Activity	Jul 2025	Aug 2025	Sep 2025	Oct 2025	Nov 2025	Dec 2025	Jan 2026	Feb 2026	Mar 2026	Apr 2026	May 2026	Jun 2026				
1	Planning Phase													-			
Performance Comments:		<p>Jul 2025: Drawing up specs for new vehicle</p> <p>Aug 2025: Vehicle purchase on RT 57 Tender and report was submitted to BEC.</p> <p>Sep 2025: Order was issued and we await delivery of the vehicle.</p> <p>Dec 2025: Bakkie delivered</p> <p>Jan 2026: Vehicle was delivered and we await the delivery of the canopy to be fitted</p>															
Cash Flow		Jul 2025	Aug 2025	Sep 2025	Oct 2025	Nov 2025	Dec 2025	Jan 2026	Feb 2026	Mar 2026	Apr 2026	May 2026	Jun 2026	Total PCF / YTD Actual	% Spent	Available	Av. %
Projected Cash Flow						712,020.00								712,020.00			
Actual Expenditure						473,988.00	26,576.00	2,260.00	31,700.00	29,268.00	6,900.00			570,692.00	80.15%	141,328.00	19.85%

Report drawn at 22 April 2026 08:50:56

Department: Electrical Engineering Services

Project: P34139 - Connections: Electricity Meters (New/Replacements) (Materials and Supplies)

Location:

Votes: 19dba5aa-fb0e-4d5f-9099-4fa684b7da56_9/117-798-933

Fin Source: CRR

No	Activity	Jul 2025	Aug 2025	Sep 2025	Oct 2025	Nov 2025	Dec 2025	Jan 2026	Feb 2026	Mar 2026	Apr 2026	May 2026	Jun 2026				
1	Planning Phase													-			
Performance Comments:																	
		Jul 2025:															
		Aug 2025:	Departmental project														
		Sep 2025:	Departmental project														
		Oct 2025:	Departmental project														
		Nov 2025:	Departmental project														
		Dec 2025:															
		Jan 2026:	Departmental project														
		Feb 2026:	Departmental project														
		Mar 2026:	Departmental project														
Cash Flow		Jul 2025	Aug 2025	Sep 2025	Oct 2025	Nov 2025	Dec 2025	Jan 2026	Feb 2026	Mar 2026	Apr 2026	May 2026	Jun 2026	Total PCF / YTD Actual	% Spent	Available	Av. %
Projected Cash Flow		40,000.00	50,000.00	50,000.00	100,000.00	100,000.00	100,000.00	100,000.00	132,400.00	149,900.00	439,900.00	99,900.00	89,900.00	1,452,000.00			
Actual Expenditure		168,871.00	87,637.00	181,285.00	96,086.00	124,949.00	142,723.00	137,481.00	131,519.00	82,684.00				1,153,235.00	79.42%	298,765.00	20.58%

Report drawn at 22 April 2026 08:50:56

Department: Electrical Engineering Services

Project: P34139 - Connections: Electricity Meters (New/Replacements) (Acquisitions: Outsourced)

Location:

Votes: 19dba5aa-fb0e-4d5f-9099-4fa684b7da56_9/117-798-932

Fin Source: CRR

No	Activity	Jul 2025	Aug 2025	Sep 2025	Oct 2025	Nov 2025	Dec 2025	Jan 2026	Feb 2026	Mar 2026	Apr 2026	May 2026	Jun 2026				
1	Planning Phase													-			
Performance Comments:																	
		Jul 2025:															
		Aug 2025:	Departmental project														
		Sep 2025:	Departmental project														
		Oct 2025:	Departmental project														
		Nov 2025:	Departmental project														
		Dec 2025:															
		Jan 2026:	Departmental project														
		Feb 2026:	Departmental project														
		Mar 2026:	Departmental project														
Cash Flow		Jul 2025	Aug 2025	Sep 2025	Oct 2025	Nov 2025	Dec 2025	Jan 2026	Feb 2026	Mar 2026	Apr 2026	May 2026	Jun 2026	Total PCF / YTD Actual	% Spent	Available	Av. %
Projected Cash Flow														-			
Actual Expenditure														-	0%	-	0%

Report drawn at 22 April 2026 08:50:56

Department: Electrical Engineering Services

Project: P34156 - Darling 184 IRDP erven. Electrical bulk supply, infrastructure and connections

Location:

Votes: 19dba5aa-fb0e-4d5f-9099-4fa684b7da56_9/117-795-929

Fin Source: CRR

No	Activity	Jul 2025	Aug 2025	Sep 2025	Oct 2025	Nov 2025	Dec 2025	Jan 2026	Feb 2026	Mar 2026	Apr 2026	May 2026	Jun 2026				
1	Planning Phase													-			
Performance Comments:																	
Jul 2025:																	
Aug 2025:		Contractor appointed															
Sep 2025:		Contractor on site															
Oct 2025:		Contractor on site															
Nov 2025:																	
Dec 2025:																	
Jan 2026:		Project according to program															
Feb 2026:																	
Mar 2026:																	
Cash Flow		Jul 2025	Aug 2025	Sep 2025	Oct 2025	Nov 2025	Dec 2025	Jan 2026	Feb 2026	Mar 2026	Apr 2026	May 2026	Jun 2026	Total PCF / YTD Actual	% Spent	Available	Av. %
Projected Cash Flow			250,000.00	250,000.00	1,000,000.00	1,000,000.00	1,000,000.00	1,000,000.00	250,000.00	250,000.00	-1,082,000.00			3,918,000.00			
Actual Expenditure				10,077.00	25,678.00	920,254.00	1,226,203.00		1,691.00	478,956.00				2,662,859.00	67.96%	1,255,141.00	32.04%

Report drawn at 22 April 2026 08:50:56

Department: Electrical Engineering Services

Project: P54111 - DeskTops

Location:

Votes: 09f0d77d-d2e8-40f2-91e6-e89b7dad5a76_9/118-809-944

Fin Source: CRR

No	Activity	Jul 2025	Aug 2025	Sep 2025	Oct 2025	Nov 2025	Dec 2025	Jan 2026	Feb 2026	Mar 2026	Apr 2026	May 2026	Jun 2026				
1	Planning Phase													-			
Performance Comments:																	
Oct 2025:		Bid specification held on 10 Oct 2025 Formal tender T26.25.26 published on 14 Oct 2025															
Nov 2025:		Tender closed 13 November 2025, BEC on 18 November 2025															
Dec 2025:		Order placed															
Jan 2026:		Awaiting delivery															
Feb 2026:		Desktops delivered															
Mar 2026:		Informal tender process															
Cash Flow		Jul 2025	Aug 2025	Sep 2025	Oct 2025	Nov 2025	Dec 2025	Jan 2026	Feb 2026	Mar 2026	Apr 2026	May 2026	Jun 2026	Total PCF / YTD Actual	% Spent	Available	Av. %
Projected Cash Flow								306,000.00						306,000.00			
Actual Expenditure									251,002.00					251,002.00	82.03%	54,998.00	17.97%

Report drawn at 22 April 2026 08:50:56

Department: Electrical Engineering Services

Project: P34160 - Emergency Power Supply

Location:

Votes: 09f0d77d-d2e8-40f2-91e6-e89b7dad5a76_9/117-799-934

Fin Source: CRR

No	Activity	Jul 2025	Aug 2025	Sep 2025	Oct 2025	Nov 2025	Dec 2025	Jan 2026	Feb 2026	Mar 2026	Apr 2026	May 2026	Jun 2026				
1	Planning Phase													-			
Performance Comments:																	
		Jul 2025:															
		Aug 2025: Departmental project															
		Sep 2025: Departmental project															
		Oct 2025: Departmental project															
		Nov 2025: Departmental project															
		Dec 2025:															
		Jan 2026: Departmental project															
		Feb 2026: Departmental project															
		Mar 2026: Departmental project															
Cash Flow		Jul 2025	Aug 2025	Sep 2025	Oct 2025	Nov 2025	Dec 2025	Jan 2026	Feb 2026	Mar 2026	Apr 2026	May 2026	Jun 2026	Total PCF / YTD Actual	% Spent	Available	Av. %
Projected Cash Flow						60,000.00	60,000.00	60,000.00	60,000.00	60,000.00				300,000.00			
Actual Expenditure				85,986.00						186,498.00				272,484.00	90.83%	27,516.00	9.17%

Report drawn at 22 April 2026 08:50:57

Department: Electrical Engineering Services

Project: P34102 - Equipment: Electric

Location:

Votes: 55cafe90-ce7b-4801-b148-7e9915e82081_9/117-800-935

Fin Source: CRR

No	Activity	Jul 2025	Aug 2025	Sep 2025	Oct 2025	Nov 2025	Dec 2025	Jan 2026	Feb 2026	Mar 2026	Apr 2026	May 2026	Jun 2026				
1	Planning Phase													-			
Performance Comments:																	
		Jul 2025:															
		Aug 2025: Departmental project															
		Sep 2025: Departmental project															
		Oct 2025: Departmental project															
		Nov 2025: Departmental project															
		Dec 2025:															
		Jan 2026: Departmental project															
		Feb 2026: Departmental project															
		Mar 2026: Departmental project															
Cash Flow		Jul 2025	Aug 2025	Sep 2025	Oct 2025	Nov 2025	Dec 2025	Jan 2026	Feb 2026	Mar 2026	Apr 2026	May 2026	Jun 2026	Total PCF / YTD Actual	% Spent	Available	Av. %
Projected Cash Flow			40,000.00	40,000.00	40,000.00	40,000.00	100,000.00	40,000.00	40,000.00	40,000.00	40,000.00	40,000.00		460,000.00			
Actual Expenditure			23,139.00	28,171.00		19,687.00	76,598.00	24,043.00		26,578.00				198,216.00	43.09%	261,784.00	56.91%

Report drawn at 22 April 2026 08:50:57

Department: Electrical Engineering Services

Project: P54102 - Equipment: Information Technology

Location:

Votes: 09f0d77d-d2e8-40f2-91e6-e89b7dad5a76_9/118-807-942

Fin Source: CRR

No	Activity	Jul 2025	Aug 2025	Sep 2025	Oct 2025	Nov 2025	Dec 2025	Jan 2026	Feb 2026	Mar 2026	Apr 2026	May 2026	Jun 2026				
1	Planning Phase																
Performance Comments:																	
		Jul 2025: Wireless Conference Speakerphone															
		Aug 2025: HP Switch Informal tender															
		Oct 2025: Procured Siemens telephones, Server cabinet and tools															
		Nov 2025: Procured wireless radio's															
		Dec 2025: Awaiting delivery of wireless equipment and telephones															
		Jan 2026: Awaiting delivery of wireless equipment															
		Feb 2026: Awaiting delivery of wireless equipment															
Cash Flow		Jul 2025	Aug 2025	Sep 2025	Oct 2025	Nov 2025	Dec 2025	Jan 2026	Feb 2026	Mar 2026	Apr 2026	May 2026	Jun 2026	Total PCF / YTD Actual	% Spent	Available	Av. %
Projected Cash Flow			7,500.00	7,500.00	7,500.00	7,500.00	7,500.00	7,500.00	7,500.00	7,500.00	7,500.00	7,500.00		75,000.00			
Actual Expenditure				3,910.00	43,838.00			21,192.00			3,844.00			72,784.00	97.05%	2,216.00	2.95%

Report drawn at 22 April 2026 08:50:57

Department: Electrical Engineering Services

Project: P34131 - LV Upgrading: Swartland (Acquisitions: Outsourced)

Location:

Votes: 34c8077d-cd18-474c-b5c0-5995e43f92d1_9/117-788-919

Fin Source: CRR

No	Activity	Jul 2025	Aug 2025	Sep 2025	Oct 2025	Nov 2025	Dec 2025	Jan 2026	Feb 2026	Mar 2026	Apr 2026	May 2026	Jun 2026				
1	Planning Phase																
Performance Comments:																	
		Jul 2025: Departmental project															
		Aug 2025: Departmental project															
		Sep 2025: Departmental project															
		Oct 2025: Departmental project															
		Nov 2025: Departmental project															
		Dec 2025: Departmental project															
		Jan 2026: Departmental project															
		Feb 2026: Departmental project															
		Mar 2026: Departmental project															
Cash Flow		Jul 2025	Aug 2025	Sep 2025	Oct 2025	Nov 2025	Dec 2025	Jan 2026	Feb 2026	Mar 2026	Apr 2026	May 2026	Jun 2026	Total PCF / YTD Actual	% Spent	Available	Av. %
Projected Cash Flow			10,000.00	10,000.00	10,000.00	10,000.00	10,000.00	10,000.00	10,000.00	10,000.00	10,000.00	10,000.00		100,000.00			
Actual Expenditure														-	0%	100,000.00	100.00%

Report drawn at 22 April 2026 08:50:57

Department: Electrical Engineering Services

Project: P34154 - MV Upgrading: Swartland (Materials and Supplies)

Location:

Votes: 0386b586-2791-4087-a74c-029170725fa1_9/117-789-922

Fin Source: CRR

No	Activity	Jul 2025	Aug 2025	Sep 2025	Oct 2025	Nov 2025	Dec 2025	Jan 2026	Feb 2026	Mar 2026	Apr 2026	May 2026	Jun 2026				
1	Planning Phase															-	
Performance Comments:		Jul 2025:															
		Aug 2025:	Departmental project														
		Sep 2025:	Departmental project														
		Oct 2025:	Departmental project														
		Nov 2025:	Departmental project														
		Dec 2025:															
		Jan 2026:	Departmental project														
		Feb 2026:	Departmental project														
		Mar 2026:	Departmental project														
Cash Flow		Jul 2025	Aug 2025	Sep 2025	Oct 2025	Nov 2025	Dec 2025	Jan 2026	Feb 2026	Mar 2026	Apr 2026	May 2026	Jun 2026	Total PCF / YTD Actual	% Spent	Available	Av. %
Projected Cash Flow						750,000.00			250,000.00	200,000.00				1,200,000.00			
Actual Expenditure				63,652.00	115,971.00					192,879.00				372,502.00	31.04%	827,498.00	68.96%

Report drawn at 22 April 2026 08:50:57

Department: Electrical Engineering Services

Project: P34166 - Malmesbury De Hoop Serviced Sites (2000) (Compensation of Employees)

Location:

Votes: 16db4eed-7059-4cea-9f5d-c4b405f97879_9/117-900-1136

Fin Source: CRR

Cash Flow	Jul 2025	Aug 2025	Sep 2025	Oct 2025	Nov 2025	Dec 2025	Jan 2026	Feb 2026	Mar 2026	Apr 2026	May 2026	Jun 2026	Total PCF / YTD Actual	% Spent	Available	Av. %
Projected Cash Flow			250,000.00										250,000.00			
Actual Expenditure			11,628.00	26,095.00	24,158.00	20,024.00	25,062.00	23,512.00	20,527.00				151,006.00	60.40%	98,994.00	39.60%

Report drawn at 22 April 2026 08:50:57

Department: Electrical Engineering Services

Project: P34166 - Malmesbury De Hoop Serviced Sites (2000)

Location:

Votes: 16db4eed-7059-4cea-9f5d-c4b405f97879_9/117-900-1114

Fin Source: CRR

No	Activity	Jul 2025	Aug 2025	Sep 2025	Oct 2025	Nov 2025	Dec 2025	Jan 2026	Feb 2026	Mar 2026	Apr 2026	May 2026	Jun 2026				
1	Planning Phase															-	
Performance Comments:		Jul 2025:	Tender advertised														
		Aug 2025:	Tender appeal period ending 12-09-2025														
		Sep 2025:	Tender awarded to VE Reticulation 22 September 2025														
		Oct 2025:	Contractor on site														
		Nov 2025:															
		Dec 2025:															
		Jan 2026:	Procurement of long lead items														
		Feb 2026:															
		Mar 2026:															
Cash Flow		Jul 2025	Aug 2025	Sep 2025	Oct 2025	Nov 2025	Dec 2025	Jan 2026	Feb 2026	Mar 2026	Apr 2026	May 2026	Jun 2026	Total PCF / YTD Actual	% Spent	Available	Av. %
Projected Cash Flow		500,000.00	500,000.00	750,000.00	1,000,000.00	1,000,000.00	1,000,000.00	1,000,000.00	1,000,000.00	1,000,000.00	2,250,000.00	1,000,000.00	315,000.00	11,315,000.00			
Actual Expenditure						582,353.00	1,774,321.00		479,783.00	1,382,206.00				4,218,663.00	37.28%	7,096,337.00	62.72%

Report drawn at 22 April 2026 08:50:57

Department: Electrical Engineering Services

Project: P34127 - Malmesbury Security Operational Centre: Communication, Monitoring and Other infrastructure equipment

Location:

Votes: 09f0d77d-d2e8-40f2-91e6-e89b7dad5a76_9/117-793-927

Fin Source: CRR

No	Activity	Jul 2025	Aug 2025	Sep 2025	Oct 2025	Nov 2025	Dec 2025	Jan 2026	Feb 2026	Mar 2026	Apr 2026	May 2026	Jun 2026				
1	Planning Phase													-			
Performance Comments:																	
		Jul 2025:															
		Aug 2025:	Departmental project														
		Sep 2025:	Departmental project														
		Oct 2025:	Departmental project														
		Nov 2025:	Departmental project														
		Dec 2025:															
		Jan 2026:	Departmental project														
		Feb 2026:	Departmental project														
		Mar 2026:	Departmental project - Specification for cameras received														
Cash Flow		Jul 2025	Aug 2025	Sep 2025	Oct 2025	Nov 2025	Dec 2025	Jan 2026	Feb 2026	Mar 2026	Apr 2026	May 2026	Jun 2026	Total PCF / YTD Actual	% Spent	Available	Av. %
Projected Cash Flow									100,000.00	100,000.00				200,000.00			
Actual Expenditure														-	0%	200,000.00	100.00%

Report drawn at 22 April 2026 08:50:57

Department: Electrical Engineering Services

Project: P54107 - Monitor Replacements

Location:

Votes: 09f0d77d-d2e8-40f2-91e6-e89b7dad5a76_9/118-805-940

Fin Source: CRR

No	Activity	Jul 2025	Aug 2025	Sep 2025	Oct 2025	Nov 2025	Dec 2025	Jan 2026	Feb 2026	Mar 2026	Apr 2026	May 2026	Jun 2026				
1	Planning Phase													-			
Performance Comments:																	
		Sep 2025:	Informal tender published														
		Oct 2025:	Tender closed 9 Oct 2025, awaiting award														
		Nov 2025:	Delivered														
Cash Flow		Jul 2025	Aug 2025	Sep 2025	Oct 2025	Nov 2025	Dec 2025	Jan 2026	Feb 2026	Mar 2026	Apr 2026	May 2026	Jun 2026	Total PCF / YTD Actual	% Spent	Available	Av. %
Projected Cash Flow							45,000.00							45,000.00			
Actual Expenditure						41,800.00								41,800.00	92.89%	3,200.00	7.11%

Report drawn at 22 April 2026 08:50:57

Department: Electrical Engineering Services

Project: P34153 - Moorreesburg Development 600 IRDP erven. Electrical infrastructure and connections

Location:

Votes: 19dba5aa-fb0e-4d5f-9099-4fa684b7da56_9/117-794-928

Fin Source: CRR

No	Activity	Jul 2025	Aug 2025	Sep 2025	Oct 2025	Nov 2025	Dec 2025	Jan 2026	Feb 2026	Mar 2026	Apr 2026	May 2026	Jun 2026				
1	Planning Phase													-			
Performance Comments:																	
		Jul 2025:															
		Aug 2025:	Contractor on site														
		Sep 2025:	Contractor on site														
		Oct 2025:	Contractor on site														
		Nov 2025:															
		Dec 2025:															
		Jan 2026:	Project according to program														
		Feb 2026:															
		Mar 2026:															
Cash Flow		Jul 2025	Aug 2025	Sep 2025	Oct 2025	Nov 2025	Dec 2025	Jan 2026	Feb 2026	Mar 2026	Apr 2026	May 2026	Jun 2026	Total PCF / YTD Actual	% Spent	Available	Av. %
Projected Cash Flow			250,000.00	500,000.00	1,000,000.00	1,500,000.00	1,000,000.00	1,000,000.00	800,000.00	500,000.00	500,000.00	250,000.00	250,000.00	7,550,000.00			
Actual Expenditure					1,276,536.00	2,112,779.00	2,603,060.00	256,958.00	3,363.00	406,884.00				6,659,580.00	88.21%	890,420.00	11.79%

Report drawn at 22 April 2026 08:50:57

Department: Electrical Engineering Services

Project: P54104 - Notebooks

Votes: 09f0d77d-d2e8-40f2-91e6-e89b7dad5a76_9/118-810-945

Location:

Fin Source: CRR

No	Activity	Jul 2025	Aug 2025	Sep 2025	Oct 2025	Nov 2025	Dec 2025	Jan 2026	Feb 2026	Mar 2026	Apr 2026	May 2026	Jun 2026				
1	Planning Phase													-			
Performance Comments:		<i>Oct 2025: Bid specification held on 10 Oct 2025 Formal tender T26.25.26 published on 14 Oct 2025</i> <i>Nov 2025: Tender closed 13 November 2025, BEC on 18 November 2025</i> <i>Dec 2025: Order placed</i> <i>Jan 2026: Awaiting delivery</i> <i>Feb 2026: Laptops delivered</i> <i>Mar 2026: Informal tenders process</i>															
Cash Flow		Jul 2025	Aug 2025	Sep 2025	Oct 2025	Nov 2025	Dec 2025	Jan 2026	Feb 2026	Mar 2026	Apr 2026	May 2026	Jun 2026	Total PCF / YTD Actual	% Spent	Available	Av. %
Projected Cash Flow								485,500.00				115,000.00		600,500.00			
Actual Expenditure									345,296.00					345,296.00	57.50%	255,204.00	42.50%

Report drawn at 22 April 2026 08:50:57

Department: Electrical Engineering Services

Project: P54110 - Printers

Votes: 09f0d77d-d2e8-40f2-91e6-e89b7dad5a76_9/118-808-943

Location:

Fin Source: CRR

No	Activity	Jul 2025	Aug 2025	Sep 2025	Oct 2025	Nov 2025	Dec 2025	Jan 2026	Feb 2026	Mar 2026	Apr 2026	May 2026	Jun 2026				
1	Planning Phase													-			
Performance Comments:		<i>Sep 2025: Color replacement printers</i> <i>Jan 2026: Procure printer for Electrical services</i> <i>Feb 2026: Printer for Electrical services delivered</i> <i>Mar 2026: Procure printers</i>															
Cash Flow		Jul 2025	Aug 2025	Sep 2025	Oct 2025	Nov 2025	Dec 2025	Jan 2026	Feb 2026	Mar 2026	Apr 2026	May 2026	Jun 2026	Total PCF / YTD Actual	% Spent	Available	Av. %
Projected Cash Flow							30,000.00				30,000.00			60,000.00			
Actual Expenditure					15,908.00				12,859.00	17,142.00				45,909.00	76.52%	14,091.00	23.49%

Report drawn at 22 April 2026 08:50:57

Department: Electrical Engineering Services

Project: P34156 - Protection and Scada Upgrading: Swartland

Votes: 1696a52a-36d8-431d-8a9c-9f6b511bd138_9/117-791-924

Location:

Fin Source: CRR

No	Activity	Jul 2025	Aug 2025	Sep 2025	Oct 2025	Nov 2025	Dec 2025	Jan 2026	Feb 2026	Mar 2026	Apr 2026	May 2026	Jun 2026				
1	Planning Phase													-			
Performance Comments:		<i>Jul 2025:</i> <i>Aug 2025: 6x Relays delivery in September 2025</i> <i>Sep 2025: Relays delivered waiting for contractor for installation.</i> <i>Oct 2025: Departmental project</i> <i>Nov 2025: Departmental project</i> <i>Dec 2025:</i> <i>Jan 2026: Departmental project</i> <i>Feb 2026: Departmental project</i> <i>Mar 2026: Departmental project</i>															
Cash Flow		Jul 2025	Aug 2025	Sep 2025	Oct 2025	Nov 2025	Dec 2025	Jan 2026	Feb 2026	Mar 2026	Apr 2026	May 2026	Jun 2026	Total PCF / YTD Actual	% Spent	Available	Av. %
Projected Cash Flow						250,000.00	-60,000.00		130,000.00					320,000.00			
Actual Expenditure			15,300.00	204,861.00			97,700.00							317,861.00	99.33%	2,139.00	0.67%

Report drawn at 22 April 2026 08:50:57

Department: Electrical Engineering Services

Project: P34153 - Replace oil insulated switchgear and equipment (Materials and Supplies)

Votes: 1696a52a-36d8-431d-8a9c-9f6b511bd138_9/117-787-918

Location:

Fin Source: CRR

Cash Flow	Jul 2025	Aug 2025	Sep 2025	Oct 2025	Nov 2025	Dec 2025	Jan 2026	Feb 2026	Mar 2026	Apr 2026	May 2026	Jun 2026	Total PCF / YTD Actual	% Spent	Available	Av. %
Projected Cash Flow					75,000.00	75,000.00	75,000.00	75,000.00	75,000.00	75,000.00	50,000.00		500,000.00			
Actual Expenditure			46,018.00	40,003.00				7,025.00					93,046.00	18.61%	406,954.00	81.39%

Report drawn at 22 April 2026 08:50:57

Department: Electrical Engineering Services

Project: P34153 - Replace oil insulated switchgear and equipment (Acquisitions:Outsourced)

Votes: 1696a52a-36d8-431d-8a9c-9f6b511bd138_9/117-787-917

Location:

Fin Source: CRR

No	Activity	Jul 2025	Aug 2025	Sep 2025	Oct 2025	Nov 2025	Dec 2025	Jan 2026	Feb 2026	Mar 2026	Apr 2026	May 2026	Jun 2026	Total PCF / YTD Actual	% Spent	Available	Av. %
1	Planning Phase																
Performance Comments:		<i>Jul 2025:</i> <i>Aug 2025: 1x RMU delivered 5x Minisubstations delivery 30-09-2025</i> <i>Sep 2025: 5x Minisubstations and 1x RMU delivered. Installation by electrical department</i> <i>Oct 2025: Departmental project</i> <i>Nov 2025: Departmental project</i> <i>Dec 2025:</i> <i>Jan 2026: Departmental installation</i> <i>Feb 2026: Departmental project</i> <i>Mar 2026: Departmental project</i>															
Cash Flow														Total PCF / YTD Actual	% Spent	Available	Av. %
Projected Cash Flow					1,750,000.00	1,750,000.00			500,000.00					4,000,000.00			
Actual Expenditure			2,846,226.00	671,082.00					225,212.00					3,742,520.00	93.56%	257,480.00	6.44%

Report drawn at 22 April 2026 08:50:57

Department: Electrical Engineering Services

Project: P34142 - Replacement of obsolete air conditioners

Votes: db728e3b-e11f-4654-806c-9d91bf9430c3_9/117-797-931

Location:

Fin Source: CRR

No	Activity	Jul 2025	Aug 2025	Sep 2025	Oct 2025	Nov 2025	Dec 2025	Jan 2026	Feb 2026	Mar 2026	Apr 2026	May 2026	Jun 2026	Total PCF / YTD Actual	% Spent	Available	Av. %
1	Planning Phase																
Performance Comments:		<i>Jul 2025:</i> <i>Aug 2025: Departmental project</i> <i>Sep 2025: Departmental project</i> <i>Oct 2025: Departmental project</i> <i>Nov 2025: Departmental project</i> <i>Dec 2025:</i> <i>Jan 2026: Departmental project</i> <i>Feb 2026: Departmental project</i> <i>Mar 2026: Departmental project</i>															
Cash Flow														Total PCF / YTD Actual	% Spent	Available	Av. %
Projected Cash Flow					25,000.00	25,000.00	50,000.00	50,000.00	50,000.00	50,000.00				250,000.00			
Actual Expenditure								130,886.00		46,571.00				177,457.00	70.98%	72,543.00	29.02%

Report drawn at 22 April 2026 08:50:57

Department: Electrical Engineering Services

Project: P34155 - Streetlight, kiosk and polebox replacement: Swartland

Location:

Votes: 34c8077d-cd18-474c-b5c0-5995e43f92d1_9/117-790-923

Fin Source: CRR

No	Activity	Jul 2025	Aug 2025	Sep 2025	Oct 2025	Nov 2025	Dec 2025	Jan 2026	Feb 2026	Mar 2026	Apr 2026	May 2026	Jun 2026				
1	Planning Phase															-	
Performance Comments:																	
		Jul 2025:															
		Aug 2025: Departmental project															
		Sep 2025: Informal tender awarded for maintenance															
		Oct 2025: Departmental project															
		Nov 2025: Departmental project															
		Dec 2025:															
		Jan 2026: Departmental project															
		Feb 2026: Departmental project															
		Mar 2026: Departmental project															
Cash Flow		Jul 2025	Aug 2025	Sep 2025	Oct 2025	Nov 2025	Dec 2025	Jan 2026	Feb 2026	Mar 2026	Apr 2026	May 2026	Jun 2026	Total PCF / YTD Actual	% Spent	Available	Av. %
Projected Cash Flow				50,000.00	50,000.00	50,000.00	50,000.00	50,000.00	67,600.00	67,600.00	67,600.00	17,600.00	17,600.00	488,000.00			
Actual Expenditure			30,500.00								41,785.00			72,285.00	14.81%	415,715.00	85.19%

Report drawn at 22 April 2026 08:50:57

Department: Electrical Engineering Services

Project: P34168 - Streetlights Eskom AOS

Location:

Votes: 19dba5aa-fb0e-4d5f-9099-4fa684b7da56_9/117-903-1059

Fin Source: CRR

No	Activity	Jul 2025	Aug 2025	Sep 2025	Oct 2025	Nov 2025	Dec 2025	Jan 2026	Feb 2026	Mar 2026	Apr 2026	May 2026	Jun 2026				
1	Planning Phase															-	
Performance Comments:																	
		Jul 2025:															
		Aug 2025: Departmental project															
		Sep 2025: Departmental project															
		Oct 2025: Departmental project															
		Nov 2025: Departmental project															
		Dec 2025:															
		Jan 2026: Departmental project															
		Feb 2026: Departmental project															
		Mar 2026: Departmental project															
Cash Flow		Jul 2025	Aug 2025	Sep 2025	Oct 2025	Nov 2025	Dec 2025	Jan 2026	Feb 2026	Mar 2026	Apr 2026	May 2026	Jun 2026	Total PCF / YTD Actual	% Spent	Available	Av. %
Projected Cash Flow			40,000.00	40,000.00	40,000.00	40,000.00	40,000.00	40,000.00	40,000.00	16,372.00	16,372.00	16,372.00	-23,626.00	305,490.00			
Actual Expenditure										109,928.00				109,928.00	35.98%	195,562.00	64.02%

Report drawn at 22 April 2026 08:50:58

Department: Electrical Engineering Services

Project: P34132 - Substation Fencing: Swartland (Acquisitions: Outsourced)

Location:

Votes: c9dfabd5-a740-4f2e-92a6-9300f886db20_9/117-792-925

Fin Source: CRR

No	Activity	Jul 2025	Aug 2025	Sep 2025	Oct 2025	Nov 2025	Dec 2025	Jan 2026	Feb 2026	Mar 2026	Apr 2026	May 2026	Jun 2026				
1	Planning Phase													-			
Performance Comments:																	
		Jul 2025:															
		Aug 2025:	Departmental project														
		Sep 2025:	Departmental project														
		Oct 2025:	Departmental project														
		Nov 2025:	Departmental project														
		Dec 2025:															
		Jan 2026:	Departmental project														
		Feb 2026:	Departmental project														
		Mar 2026:	Departmental project														
Cash Flow		Jul 2025	Aug 2025	Sep 2025	Oct 2025	Nov 2025	Dec 2025	Jan 2026	Feb 2026	Mar 2026	Apr 2026	May 2026	Jun 2026	Total PCF / YTD Actual	% Spent	Available	Av. %
Projected Cash Flow					30,000.00	30,000.00		30,000.00	30,000.00	31,128.00	31,128.00	36,128.00	6,126.00	224,510.00			
Actual Expenditure						22,750.00	20,550.00							43,300.00	19.29%	181,210.00	80.71%

Report drawn at 22 April 2026 08:50:58

Department: Electrical Engineering Services

Project: P34132 - Substation Fencing: Swartland (Materials and Supplies)

Location:

Votes: c9dfabd5-a740-4f2e-92a6-9300f886db20_9/117-792-926

Fin Source: CRR

No	Activity	Jul 2025	Aug 2025	Sep 2025	Oct 2025	Nov 2025	Dec 2025	Jan 2026	Feb 2026	Mar 2026	Apr 2026	May 2026	Jun 2026				
1	Planning Phase													-			
Performance Comments:																	
		Jul 2025:															
		Aug 2025:	Departmental project														
		Sep 2025:	Departmental project														
		Oct 2025:	Departmental project														
		Nov 2025:	Departmental project														
		Dec 2025:															
		Jan 2026:	Departmental project														
		Feb 2026:	Departmental project														
		Mar 2026:	Departmental project														
Cash Flow		Jul 2025	Aug 2025	Sep 2025	Oct 2025	Nov 2025	Dec 2025	Jan 2026	Feb 2026	Mar 2026	Apr 2026	May 2026	Jun 2026	Total PCF / YTD Actual	% Spent	Available	Av. %
Projected Cash Flow						4,000.00			4,000.00	4,000.00	4,000.00	4,000.00		20,000.00			
Actual Expenditure														-	0%	20,000.00	100.00%

Report drawn at 22 April 2026 08:50:58

Department: Electrical Engineering Services

Project: P54105 - Terminals

Location:

Votes: 09f0d77d-d2e8-40f2-91e6-e89b7dad5a76_9/118-804-939

Fin Source: CRR

No	Activity	Jul 2025	Aug 2025	Sep 2025	Oct 2025	Nov 2025	Dec 2025	Jan 2026	Feb 2026	Mar 2026	Apr 2026	May 2026	Jun 2026				
1	Planning Phase													-			
Performance Comments:																	
		Jan 2026:	Specification received on model														
		Feb 2026:	Confirmation of stock confirmed														
		Mar 2026:	Informa tender process														
Cash Flow		Jul 2025	Aug 2025	Sep 2025	Oct 2025	Nov 2025	Dec 2025	Jan 2026	Feb 2026	Mar 2026	Apr 2026	May 2026	Jun 2026	Total PCF / YTD Actual	% Spent	Available	Av. %
Projected Cash Flow							40,000.00							40,000.00			
Actual Expenditure														-	0%	40,000.00	100.00%

Report drawn at 22 April 2026 08:50:58

Department: Electrical Engineering Services

Project: P34169 - Traffic Light Controlling Equipment

Location:

Votes: 55cafe90-ce7b-4801-b148-7e9915e82081_9/117-913-1069

Fin Source: CRR

No	Activity	Jul 2025	Aug 2025	Sep 2025	Oct 2025	Nov 2025	Dec 2025	Jan 2026	Feb 2026	Mar 2026	Apr 2026	May 2026	Jun 2026			
1	Planning Phase													-		
Performance Comments:																
	Jul 2025:	Departmental project														
	Aug 2025:	Departmental project														
	Sep 2025:	Departmental project														
	Oct 2025:	Departmental project														
	Nov 2025:	Departmental project														
	Dec 2025:															
	Jan 2026:	Departmental project														
	Feb 2026:	Departmental project														
	Mar 2026:	Departmental project														
Cash Flow	Jul 2025	Aug 2025	Sep 2025	Oct 2025	Nov 2025	Dec 2025	Jan 2026	Feb 2026	Mar 2026	Apr 2026	May 2026	Jun 2026	Total PCF / YTD Actual	% Spent	Available	Av. %
Projected Cash Flow					60,000.00			60,000.00	30,000.00				150,000.00			
Actual Expenditure													-	0%	150,000.00	100.00%

Report drawn at 22 April 2026 08:50:58

Department: Development Services

Project: P46125 - Dalsig: Bulk (Prof Fees)

Location:

Votes: 2f51b239-80f5-4891-a7b2-0e7df52ee588_9/123-971-1135

Fin Source: Human Settlements

No	Activity	Jul 2025	Aug 2025	Sep 2025	Oct 2025	Nov 2025	Dec 2025	Jan 2026	Feb 2026	Mar 2026	Apr 2026	May 2026	Jun 2026			
1	Planning Phase													-		
Performance Comments:																
	Jul 2025:	Awaits PID approval.														
	Aug 2025:	Awaits PID approval.														
	Sep 2025:	PID application has been approved.														
	Oct 2025:	PID application has been approved.														
	Nov 2025:	PID application has been approved.														
	Dec 2025:	PID application has been approved. Busy with planning process.														
	Jan 2026:	PID application has been approved. Busy with planning process.														
	Feb 2026:	Busy with planning process.														
	Mar 2026:	Busy with planning process.														
Cash Flow	Jul 2025	Aug 2025	Sep 2025	Oct 2025	Nov 2025	Dec 2025	Jan 2026	Feb 2026	Mar 2026	Apr 2026	May 2026	Jun 2026	Total PCF / YTD Actual	% Spent	Available	Av. %
Projected Cash Flow		204,333.00	204,333.00	204,333.00	204,333.00	204,333.00	204,333.00	204,333.00	204,333.00	204,333.00	204,333.00	408,670.00	2,452,000.00			
Actual Expenditure									62,868.00				62,868.00	2.56%	2,389,132.00	97.44%

Report drawn at 22 April 2026 08:50:58

Department: Development Services

Project: P46125 - Dalsig: Internal Services (Prof Fees)

Location:

Votes: 2f51b239-80f5-4891-a7b2-0e7df52ee588_9/123-952-1112

Fin Source: Human Settlements

Cash Flow	Jul 2025	Aug 2025	Sep 2025	Oct 2025	Nov 2025	Dec 2025	Jan 2026	Feb 2026	Mar 2026	Apr 2026	May 2026	Jun 2026	Total PCF / YTD Actual	% Spent	Available	Av. %
Projected Cash Flow		196,083.00	196,083.00	196,083.00	196,083.00	196,083.00	-980,415.00		585,750.00	585,750.00	585,750.00	585,750.00	2,343,000.00			
Actual Expenditure						65,000.00			688,272.00				753,272.00	32.15%	1,589,728.00	67.85%

Report drawn at 22 April 2026 08:50:58

Department: Development Services

Project: P28114 - Darling Intercultural Space: Stage Roofstructure Design

Votes: 33e74b23-bed4-4d33-a1c6-84e8acd0ace9_9/123-969-1133

Location:

Fin Source: RSEP

No	Activity	Jul 2025	Aug 2025	Sep 2025	Oct 2025	Nov 2025	Dec 2025	Jan 2026	Feb 2026	Mar 2026	Apr 2026	May 2026	Jun 2026				
1	Planning Phase													-			
Cash Flow		Jul 2025	Aug 2025	Sep 2025	Oct 2025	Nov 2025	Dec 2025	Jan 2026	Feb 2026	Mar 2026	Apr 2026	May 2026	Jun 2026	Total PCF / YTD Actual	% Spent	Available	Av. %
Projected Cash Flow			20,000.00		20,000.00		20,000.00		18,261.00					78,261.00			
Actual Expenditure														-	0%	78,261.00	100.00%

Report drawn at 22 April 2026 08:50:58

Department: Development Services

Project: P46121 - Darling Serviced Sites (327) Prof Fees Phase 2

Votes: 2f51b239-80f5-4891-a7b2-0e7df52ee588_9/123-840-982

Location:

Fin Source: DHS

Cash Flow	Jul 2025	Aug 2025	Sep 2025	Oct 2025	Nov 2025	Dec 2025	Jan 2026	Feb 2026	Mar 2026	Apr 2026	May 2026	Jun 2026	Total PCF / YTD Actual	% Spent	Available	Av. %
Projected Cash Flow										257,000.00			257,000.00			
Actual Expenditure													-	0%	257,000.00	100.00%

Report drawn at 22 April 2026 08:50:58

Department: Development Services

Project: P46119 - De Hoop Bulk: Prof Fees (Phase 4)

Votes: 2f51b239-80f5-4891-a7b2-0e7df52ee588_9/123-847-990

Location:

Fin Source: CRR

No	Activity	Jul 2025	Aug 2025	Sep 2025	Oct 2025	Nov 2025	Dec 2025	Jan 2026	Feb 2026	Mar 2026	Apr 2026	May 2026	Jun 2026				
1	Planning Phase													-			
Performance Comments:		Jul 2025:	Busy with planning process.														
		Aug 2025:	Busy with planning process.														
		Sep 2025:	Busy with planning process.														
		Oct 2025:	Busy with planning process.														
		Nov 2025:	Busy with planning process.														
		Dec 2025:	Busy with planning process.														
		Jan 2026:	Busy with planning process.														
		Feb 2026:	Busy with planning process.														
Mar 2026:	Busy with planning process.																
Cash Flow	Jul 2025	Aug 2025	Sep 2025	Oct 2025	Nov 2025	Dec 2025	Jan 2026	Feb 2026	Mar 2026	Apr 2026	May 2026	Jun 2026	Total PCF / YTD Actual	% Spent	Available	Av. %	
Projected Cash Flow												200,000.00	200,000.00				
Actual Expenditure													-	0%	200,000.00	100.00%	

Report drawn at 22 April 2026 08:50:58

Department: Development Services

Project: P06101 - Equipment: Development Services

Votes: db728e3b-e11f-4654-806c-9d91bf9430c3_9/123-775-901

Location:

Fin Source: CRR

No	Activity	Jul 2025	Aug 2025	Sep 2025	Oct 2025	Nov 2025	Dec 2025	Jan 2026	Feb 2026	Mar 2026	Apr 2026	May 2026	Jun 2026				
1	Planning Phase													-			
Performance Comments:		<i>Jul 2025: Budget - R50 000 Available Budget - R28 611.50</i> <i>Aug 2025: Budget - R50 000.00 Available Budget - R27 611.50</i> <i>Sep 2025: Budget - R50 000.00 Available Budget - R27 611.50</i> <i>Jan 2026: Budget - R45 000.00 Available budget - R44 709.37</i> <i>Feb 2026: Budget - R45 000.00 Available budget - R44 709.37</i> <i>Mar 2026: Budget - R45 000.00 Available budget - R44 709.37</i>															
Cash Flow		Jul 2025	Aug 2025	Sep 2025	Oct 2025	Nov 2025	Dec 2025	Jan 2026	Feb 2026	Mar 2026	Apr 2026	May 2026	Jun 2026	Total PCF / YTD Actual	% Spent	Available	Av. %
Projected Cash Flow			10,000.00		10,000.00		9,286.00	-714.00	9,286.00	-714.00	9,286.00	-714.00	-716.00	45,000.00			
Actual Expenditure			9,061.00	6,989.00	6,339.00	2,000.00	20,321.00							44,710.00	99.36%	290.00	0.64%

Report drawn at 22 April 2026 08:50:58

Department: Development Services

Project: P18106 - Equipment: YZF Caravan Park

Votes: 55cafe90-ce7b-4801-b148-7e9915e82081_9/120-778-906

Location:

Fin Source: CRR

No	Activity	Jul 2025	Aug 2025	Sep 2025	Oct 2025	Nov 2025	Dec 2025	Jan 2026	Feb 2026	Mar 2026	Apr 2026	May 2026	Jun 2026				
1	Planning Phase													-			
Performance Comments:		<i>Jul 2025: Total Budget - R36 000.00 Available Budget - R13 210.00</i> <i>Aug 2025: Budget - R36 000.00 Available Budget - R13 210.00</i> <i>Sep 2025: Budget - R36 000.00 Available Budget - R13 210.00</i> <i>Jan 2026: Budget - R41 000.00 Total spend - R34 320.00</i> <i>Feb 2026: Budget - R41 000.00 Total spend - R34 320.00</i> <i>Mar 2026: Budget - R41 000.00 Total spend - R34 320.00</i>															
Cash Flow		Jul 2025	Aug 2025	Sep 2025	Oct 2025	Nov 2025	Dec 2025	Jan 2026	Feb 2026	Mar 2026	Apr 2026	May 2026	Jun 2026	Total PCF / YTD Actual	% Spent	Available	Av. %
Projected Cash Flow				10,000.00		10,000.00	714.00	714.00	10,714.00	714.00	6,714.00	714.00	716.00	41,000.00			
Actual Expenditure					18,104.00		16,217.00							34,321.00	83.71%	6,679.00	16.29%

Report drawn at 22 April 2026 08:50:58

Department: Development Services

Project: P61103 - Kalbaskraal SEF

Votes: 17b61b45-02f2-4629-844a-f697605f5286_9/123-916-1073

Location:

Fin Source: Human Settlements

No	Activity	Jul 2025	Aug 2025	Sep 2025	Oct 2025	Nov 2025	Dec 2025	Jan 2026	Feb 2026	Mar 2026	Apr 2026	May 2026	Jun 2026				
1	Planning Phase													-			
Performance Comments:		<i>Jul 2025: Busy with procurement process.</i> <i>Aug 2025: Busy with procurement process.</i> <i>Sep 2025: Contractor has been appointed.</i> <i>Oct 2025: Contractor has been appointed.</i> <i>Nov 2025: Contractor has been appointed.</i> <i>Dec 2025: Contractor is on site.</i> <i>Jan 2026: Busy with construction.</i> <i>Feb 2026: Busy with construction.</i> <i>Mar 2026: Busy with construction.</i>															
Cash Flow		Jul 2025	Aug 2025	Sep 2025	Oct 2025	Nov 2025	Dec 2025	Jan 2026	Feb 2026	Mar 2026	Apr 2026	May 2026	Jun 2026	Total PCF / YTD Actual	% Spent	Available	Av. %
Projected Cash Flow			845,454.00	845,454.00	845,454.00	845,454.00	845,454.00	845,454.00	845,454.00	845,454.00	845,454.00	845,454.00	909,460.00	9,364,000.00			
Actual Expenditure						3,732.00	525,375.00	107,785.00	689,995.00	799,402.00	904,440.00			3,030,729.00	32.37%	6,333,271.00	67.63%

Report drawn at 22 April 2026 08:50:58

Department: Development Services

Project: P46102 - Malmesbury De Hoop Serviced Sites (Prof Fees)

Location:

Votes: 2f51b239-80f5-4891-a7b2-0e7df52ee588_9/123-839-975

Fin Source: Human Settlements

No	Activity	Jul 2025	Aug 2025	Sep 2025	Oct 2025	Nov 2025	Dec 2025	Jan 2026	Feb 2026	Mar 2026	Apr 2026	May 2026	Jun 2026				
1	Planning Phase															-	
Performance Comments:		Jul 2025:	Contractor on site.														
		Aug 2025:	Contractor on site.														
		Sep 2025:	Contractor on site.														
		Oct 2025:	Contractor on site.														
		Nov 2025:	Contractor on site.														
		Dec 2025:	Contractor on site.														
		Jan 2026:	Contractor on site.														
		Feb 2026:	Contractor on site. Funding has been increased. See adjustment budget.														
		Mar 2026:	Contractor on site. Funding has been increased. See adjustment budget.														
Cash Flow		Jul 2025	Aug 2025	Sep 2025	Oct 2025	Nov 2025	Dec 2025	Jan 2026	Feb 2026	Mar 2026	Apr 2026	May 2026	Jun 2026	Total PCF / YTD Actual	% Spent	Available	Av. %
Projected Cash Flow		338,460.00	338,460.00	338,460.00	338,460.00	338,460.00	338,460.00	706,169.00	706,169.00	706,169.00	706,169.00	706,169.00	706,170.00	6,267,775.00			
Actual Expenditure			690,028.00	351,641.00		746,335.00	247,258.00		9,924.00	420,314.00				2,465,500.00	39.34%	3,802,275.00	60.66%

Report drawn at 22 April 2026 08:50:58

Department: Development Services

Project: P46102 - Malmesbury De Hoop Serviced Sites (Sewerage)

Location:

Votes: be216110-42cf-4427-80d9-04dbe49e824e_9/123-839-976

Fin Source: Human Settlements

No	Activity	Jul 2025	Aug 2025	Sep 2025	Oct 2025	Nov 2025	Dec 2025	Jan 2026	Feb 2026	Mar 2026	Apr 2026	May 2026	Jun 2026				
1	Planning Phase															-	
Performance Comments:		Jul 2025:	Busy with installation of civil engineering services.														
		Aug 2025:	Busy with installation of civil engineering services.														
		Sep 2025:	Busy with installation of civil engineering services.														
		Oct 2025:	Busy with installation of civil engineering services.														
		Nov 2025:	Busy with installation of civil engineering services.														
		Dec 2025:	Busy with installation of civil engineering services.														
		Jan 2026:	Busy with installation of civil engineering services.														
		Feb 2026:	Busy with installation of civil engineering services. Funding has been increased. See adjustment budget.														
		Mar 2026:	Busy with installation of civil engineering services. Funding has been increased. See adjustment budget.														
Cash Flow		Jul 2025	Aug 2025	Sep 2025	Oct 2025	Nov 2025	Dec 2025	Jan 2026	Feb 2026	Mar 2026	Apr 2026	May 2026	Jun 2026	Total PCF / YTD Actual	% Spent	Available	Av. %
Projected Cash Flow		576,943.00	576,943.00	576,943.00	576,943.00	576,943.00	576,943.00	1,203,744.00	1,203,744.00	1,203,744.00	1,203,744.00	1,203,744.00	1,203,745.00	10,684,123.00			
Actual Expenditure		13,920.00	159,696.00	214,006.00	397,237.00	1,316,481.00	3,608,203.00		80,547.00	35,939.00	12,941.00			5,838,970.00	54.65%	4,845,153.00	45.35%

Report drawn at 22 April 2026 08:50:58

Department: Development Services

Project: P46102 - Malmesbury De Hoop Serviced Sites (Streets & Stormwater)

Votes: e2287c96-937b-4ee9-a092-0fa8b0979655_9/123-854-997

Location:

Fin Source: Human Settlements

No	Activity	Jul 2025	Aug 2025	Sep 2025	Oct 2025	Nov 2025	Dec 2025	Jan 2026	Feb 2026	Mar 2026	Apr 2026	May 2026	Jun 2026				
1	Planning Phase													-			
Performance Comments:		<i>Jul 2025: Busy with civil engineering services.</i> <i>Aug 2025: Busy with civil engineering services.</i> <i>Sep 2025: Busy with civil engineering services.</i> <i>Oct 2025: Busy with civil engineering services.</i> <i>Nov 2025: Busy with civil engineering services.</i> <i>Dec 2025: Busy with civil engineering services.</i> <i>Jan 2026: Busy with civil engineering services.</i> <i>Feb 2026: Busy with civil engineering services. Funding has been increased. See adjustment budget.</i> <i>Mar 2026: Busy with civil engineering services.</i>															
Cash Flow		Jul 2025	Aug 2025	Sep 2025	Oct 2025	Nov 2025	Dec 2025	Jan 2026	Feb 2026	Mar 2026	Apr 2026	May 2026	Jun 2026	Total PCF / YTD Actual	% Spent	Available	Av. %
Projected Cash Flow		1,973,751.00	1,973,751.00	1,973,751.00	1,973,751.00	1,973,751.00	1,973,751.00	4,118,073.00	4,118,073.00	4,118,073.00	4,118,073.00	4,118,073.00	4,118,075.00	36,550,946.00			
Actual Expenditure		260,547.00	2,822,431.00	2,762,853.00	6,729,676.00	1,624,529.00	10,275,598.00		543,807.00	3,879,478.00	1,078,649.00			29,977,568.00	82.02%	6,573,378.00	17.98%

Report drawn at 22 April 2026 08:50:58

Department: Development Services

Project: P46102 - Malmesbury De Hoop Serviced Sites (Water)

Votes: d24e57ac-de4f-449c-853f-d10bd7bdbfd8_9/123-853-996

Location:

Fin Source: Human Settlements

No	Activity	Jul 2025	Aug 2025	Sep 2025	Oct 2025	Nov 2025	Dec 2025	Jan 2026	Feb 2026	Mar 2026	Apr 2026	May 2026	Jun 2026				
1	Planning Phase													-			
Performance Comments:		<i>Jul 2025: Busy with civil engineering services.</i> <i>Aug 2025: Busy with civil engineering services.</i> <i>Sep 2025: Busy with civil engineering services.</i> <i>Oct 2025: Busy with civil engineering services.</i> <i>Nov 2025: Busy with civil engineering services.</i> <i>Dec 2025: Busy with civil engineering services.</i> <i>Jan 2026: Busy with civil engineering services.</i> <i>Feb 2026: Busy with civil engineering services. Funding has been increased. See adjustment budget.</i> <i>Mar 2026: Busy with civil engineering services.</i>															
Cash Flow		Jul 2025	Aug 2025	Sep 2025	Oct 2025	Nov 2025	Dec 2025	Jan 2026	Feb 2026	Mar 2026	Apr 2026	May 2026	Jun 2026	Total PCF / YTD Actual	% Spent	Available	Av. %
Projected Cash Flow		485,846.00	485,846.00	485,846.00	485,846.00	485,846.00	485,846.00	1,013,680.00	1,013,680.00	1,013,680.00	1,013,680.00	1,013,680.00	1,013,680.00	8,997,156.00			
Actual Expenditure		26,886.00	297,200.00	329,479.00	618,164.00	664,498.00	3,536,775.00		102,887.00	667,952.00	92,706.00			6,336,547.00	70.43%	2,660,609.00	29.57%

Report drawn at 22 April 2026 08:50:58

Department: Development Services

Project: P46117 - Purchasing of Land: Silvertown

Votes: 292ca914-1206-48d2-b2bb-9e3b5bf4afc5_9/123-843-986

Location:

Fin Source: DHS

Cash Flow	Jul 2025	Aug 2025	Sep 2025	Oct 2025	Nov 2025	Dec 2025	Jan 2026	Feb 2026	Mar 2026	Apr 2026	May 2026	Jun 2026	Total PCF / YTD Actual	% Spent	Available	Av. %	
Projected Cash Flow										8,300,000.00				8,300,000.00			
Actual Expenditure														-	0%	8,300,000.00	100.00%

Report drawn at 22 April 2026 08:50:58

Department: Development Services

Project: P46116 - Silvertown: Professional Fees

Votes: 2f51b239-80f5-4891-a7b2-0e7df52ee588_9/123-915-1071

Location:

Fin Source: Human Settlements

No	Activity	Jul 2025	Aug 2025	Sep 2025	Oct 2025	Nov 2025	Dec 2025	Jan 2026	Feb 2026	Mar 2026	Apr 2026	May 2026	Jun 2026				
1	Planning Phase																-
Performance Comments:		<p>Jul 2025: Busy with planning process.</p> <p>Aug 2025: Busy with planning process. Waiting for approval of Roll-over budget.</p> <p>Sep 2025: Busy with planning process. Waiting for approval of Roll-over budget.</p> <p>Oct 2025: Busy with planning process. Waiting for approval of Roll-over budget.</p> <p>Nov 2025: Busy with planning process. Waiting for approval of Roll-over budget.</p> <p>Dec 2025: Busy with planning process.</p> <p>Jan 2026: Busy with planning process.</p> <p>Feb 2026: Busy with planning process.</p> <p>Mar 2026: Busy with planning process.</p>															
Cash Flow		Jul 2025	Aug 2025	Sep 2025	Oct 2025	Nov 2025	Dec 2025	Jan 2026	Feb 2026	Mar 2026	Apr 2026	May 2026	Jun 2026	Total PCF / YTD Actual	% Spent	Available	Av. %
Projected Cash Flow			191,557.00	191,557.00	191,557.00	191,557.00	191,557.00	-957,785.00		797,324.00	797,324.00	797,324.00	797,324.00	3,189,296.00			
Actual Expenditure										969,608.00				969,608.00	30.40%	2,219,688.00	69.60%

Report drawn at 22 April 2026 08:50:59

Department: Civil Engineering Services

Project: P82139 - Access road and Intersection Upgrading: Illinge Lethu

Votes: 1cdab7f9-b937-42da-98b6-e1d5fc28c38d_9/110-867-1013

Location:

Fin Source: WCED

Cash Flow	Jul 2025	Aug 2025	Sep 2025	Oct 2025	Nov 2025	Dec 2025	Jan 2026	Feb 2026	Mar 2026	Apr 2026	May 2026	Jun 2026	Total PCF / YTD Actual	% Spent	Available	Av. %
Projected Cash Flow												308,354.00	308,354.00			
Actual Expenditure								308,354.00					308,354.00	100.00%	-	0%

Report drawn at 22 April 2026 08:50:59

Department: Civil Engineering Services

Project: P92116 - Bulk water infrastructure (emergency spending)

Votes: afc24431-8d9d-4811-8f5e-1f422b115c25_9/105-749-871

Location:

Fin Source: CRR

No	Activity	Jul 2025	Aug 2025	Sep 2025	Oct 2025	Nov 2025	Dec 2025	Jan 2026	Feb 2026	Mar 2026	Apr 2026	May 2026	Jun 2026				
1	Planning Phase																-
Performance Comments:		<p>Jul 2025: Planning & Design Phase</p> <p>Aug 2025: Planning, design and compilation of BOQ. Appointment of contractor on Term tender T01.24.25</p> <p>Sep 2025: Construction commencement date 4 September 2025. Construction in progress.</p> <p>Oct 2025: Construction in progress.</p> <p>Nov 2025: Construction in progress.</p> <p>Dec 2025: Construction in progress</p> <p>Feb 2026: Construction in progress</p>															
Cash Flow		Jul 2025	Aug 2025	Sep 2025	Oct 2025	Nov 2025	Dec 2025	Jan 2026	Feb 2026	Mar 2026	Apr 2026	May 2026	Jun 2026	Total PCF / YTD Actual	% Spent	Available	Av. %
Projected Cash Flow												700,000.00		700,000.00			
Actual Expenditure														-	0%	700,000.00	100.00%

Report drawn at 22 April 2026 08:50:59

Department: Civil Engineering Services

Project: P92136 - Chatsworth/Riverlands upgrade bulk water supply (CRR)

Votes: 2723cef0-41d9-469d-80ad-81e0bc62eea1_9/105-760-884

Location:

Fin Source: CRR

No	Activity	Jul 2025	Aug 2025	Sep 2025	Oct 2025	Nov 2025	Dec 2025	Jan 2026	Feb 2026	Mar 2026	Apr 2026	May 2026	Jun 2026				
1	Planning Phase													-			
Performance Comments:		<ul style="list-style-type: none"> Jul 2025: Planning and design phase. Aug 2025: Investigation, Feasibility Study & Cost Estimate in process. Sep 2025: Investigation, Feasibility Study & Cost Estimate in process. Oct 2025: Investigation, Feasibility Study & Cost Estimate in process Nov 2025: Investigation, Feasibility Study & Cost Estimate in process Dec 2025: Investigation, Feasibility Study & Cost Estimate in process 															
Cash Flow		Jul 2025	Aug 2025	Sep 2025	Oct 2025	Nov 2025	Dec 2025	Jan 2026	Feb 2026	Mar 2026	Apr 2026	May 2026	Jun 2026	Total PCF / YTD Actual	% Spent	Available	Av. %
Projected Cash Flow			500,000.00		-700,000.00	500,000.00							400,000.00	700,000.00			
Actual Expenditure							6,089.00							6,089.00	0.87%	693,911.00	99.13%

Report drawn at 22 April 2026 08:50:59

Department: Civil Engineering Services

Project: P92136 - Chatsworth/Riverlands upgrade bulk water supply (WRG)

Votes: 2723cef0-41d9-469d-80ad-81e0bc62eea1_9/105-760-1132

Location:

Fin Source: WRG

No	Activity	Jul 2025	Aug 2025	Sep 2025	Oct 2025	Nov 2025	Dec 2025	Jan 2026	Feb 2026	Mar 2026	Apr 2026	May 2026	Jun 2026				
1	Planning Phase													-			
Performance Comments:		<ul style="list-style-type: none"> Jul 2025: Planning, design and compilation of BOQ. Appointment of contractor on Term tender T01.24.25 Aug 2025: Planning, design and compilation of BOQ. Appointment of contractor on Term tender T01.24.25 Sep 2025: Construction commencement date 4 September 2025. Construction in progress. Oct 2025: Construction in progress. Nov 2025: Construction in progress Dec 2025: Construction in progress Jan 2026: Construction in progress 															
Cash Flow		Jul 2025	Aug 2025	Sep 2025	Oct 2025	Nov 2025	Dec 2025	Jan 2026	Feb 2026	Mar 2026	Apr 2026	May 2026	Jun 2026	Total PCF / YTD Actual	% Spent	Available	Av. %
Projected Cash Flow											500,000.00	543,478.00		1,043,478.00			
Actual Expenditure								108,339.00		617,198.00				725,537.00	69.53%	317,941.00	30.47%

Report drawn at 22 April 2026 08:50:59

Department: Civil Engineering Services

Project: P92117 - Connections: Water Meters (New/Replacements) (Acquisitions:Outsourced)

Votes: d24e57ac-de4f-449c-853f-d10bd7bdbfd8_9/105-750-872

Location:

Fin Source: CRR

No	Activity	Jul 2025	Aug 2025	Sep 2025	Oct 2025	Nov 2025	Dec 2025	Jan 2026	Feb 2026	Mar 2026	Apr 2026	May 2026	Jun 2026				
1	Planning Phase													-			
Performance Comments:		<ul style="list-style-type: none"> Sep 2025: Construction commencement date 4 September 2025. Construction in progress. Oct 2025: Investigation, Feasibility Study & Cost Estimate in process Nov 2025: Construction in progress Dec 2025: Construction in progress 															
Cash Flow		Jul 2025	Aug 2025	Sep 2025	Oct 2025	Nov 2025	Dec 2025	Jan 2026	Feb 2026	Mar 2026	Apr 2026	May 2026	Jun 2026	Total PCF / YTD Actual	% Spent	Available	Av. %
Projected Cash Flow											5,000.00	5,000.00		10,000.00			
Actual Expenditure				1,340.00					-1,750.00					-410.00	-4.10%	10,410.00	104.10%

Report drawn at 22 April 2026 08:50:59

Department: Civil Engineering Services

Project: P92117 - Connections: Water Meters (New/Replacements) (Materials and Supplies)

Location:

Votes: d24e57ac-de4f-449c-853f-d10bd7bdbfd8_9/105-750-873

Fin Source: CRR

Cash Flow	Jul 2025	Aug 2025	Sep 2025	Oct 2025	Nov 2025	Dec 2025	Jan 2026	Feb 2026	Mar 2026	Apr 2026	May 2026	Jun 2026	Total PCF / YTD Actual	% Spent	Available	Av. %
Projected Cash Flow		100,000.00	100,000.00	100,000.00	100,000.00	100,000.00	100,000.00	100,000.00	125,092.00	100,000.00	100,000.00		1,025,092.00			
Actual Expenditure	24,680.00	25,054.00	35,346.00	58,190.00	28,382.00	19,802.00	60,135.00	25,597.00	30,948.00				308,134.00	30.06%	716,958.00	69.94%

Report drawn at 22 April 2026 08:50:59

Department: Civil Engineering Services

Project: P77113 - Darling WWTW: SCADA Systems

Location:

Votes: be216110-42cf-4427-80d9-04dbe49e824e_9/107-965-1127

Fin Source: WSIG

No	Activity	Jul 2025	Aug 2025	Sep 2025	Oct 2025	Nov 2025	Dec 2025	Jan 2026	Feb 2026	Mar 2026	Apr 2026	May 2026	Jun 2026				
1	Planning Phase													-			

Performance Comments: Jul 2025: All SCADA funds to be allocated to Moorreesburg SCADA

Cash Flow	Jul 2025	Aug 2025	Sep 2025	Oct 2025	Nov 2025	Dec 2025	Jan 2026	Feb 2026	Mar 2026	Apr 2026	May 2026	Jun 2026	Total PCF / YTD Actual	% Spent	Available	Av. %
Projected Cash Flow													-			
Actual Expenditure													-	0%	-	0%

Report drawn at 22 April 2026 08:50:59

Department: Civil Engineering Services

Project: P62102 - Equipment : Buildings & Maintenance

Location:

Votes: 55cafe90-ce7b-4801-b148-7e9915e82081_9/108-705-818

Fin Source: CRR

No	Activity	Jul 2025	Aug 2025	Sep 2025	Oct 2025	Nov 2025	Dec 2025	Jan 2026	Feb 2026	Mar 2026	Apr 2026	May 2026	Jun 2026	Total PCF / YTD Actual	% Spent	Available	Av. %
1	Planning Phase													-			
Projected Cash Flow					10,000.00	10,000.00	12,000.00							32,000.00			
Actual Expenditure		11,508.00	2,699.00		12,521.00	1,269.00					2,556.00			30,553.00	95.48%	1,447.00	4.52%

Report drawn at 22 April 2026 08:50:59

Department: Civil Engineering Services

Project: P04101 - Equipment : Civil

Location:

Votes: 55cafe90-ce7b-4801-b148-7e9915e82081_9/115-690-801

Fin Source: CRR

No	Activity	Jul 2025	Aug 2025	Sep 2025	Oct 2025	Nov 2025	Dec 2025	Jan 2026	Feb 2026	Mar 2026	Apr 2026	May 2026	Jun 2026	Total PCF / YTD Actual	% Spent	Available	Av. %
1	Planning Phase													-			
Projected Cash Flow				-250.00	19,778.00	19,778.00	17,778.00	-222.00	-222.00	-222.00	-222.00	-222.00	-224.00	55,750.00			
Actual Expenditure							8,226.00	18,058.00	10,597.00					36,881.00	66.15%	18,869.00	33.85%

Report drawn at 22 April 2026 08:50:59

Department: Civil Engineering Services

Project: P74101 - Equipment: Refuse Removal

Votes: 55cafe90-ce7b-4801-b148-7e9915e82081_9/104-767-893

Location:

Fin Source: CRR

No	Activity	Jul 2025	Aug 2025	Sep 2025	Oct 2025	Nov 2025	Dec 2025	Jan 2026	Feb 2026	Mar 2026	Apr 2026	May 2026	Jun 2026				
1	Planning Phase													-			
Performance Comments:																	
		Jul 2025: Planning															
		Aug 2025: Procurement Process															
		Sep 2025: Procurement process															
		Oct 2025: Procurement in process.															
		Nov 2025: Procurement process was finalized, order received and equipment delivered.															
Cash Flow		Jul 2025	Aug 2025	Sep 2025	Oct 2025	Nov 2025	Dec 2025	Jan 2026	Feb 2026	Mar 2026	Apr 2026	May 2026	Jun 2026	Total PCF / YTD Actual	% Spent	Available	Av. %
Projected Cash Flow					222.00	15,222.00	15,222.00	222.00	222.00	222.00	222.00	222.00	224.00	32,000.00			
Actual Expenditure				23,116.00		5,460.00		2,513.00						31,089.00	97.15%	911.00	2.85%

Report drawn at 22 April 2026 08:50:59

Department: Civil Engineering Services

Project: P76103 - Equipment: Sewerage Telemetry

Votes: be216110-42cf-4427-80d9-04dbe49e824e_9/111-701-814

Location:

Fin Source: CRR

No	Activity	Jul 2025	Aug 2025	Sep 2025	Oct 2025	Nov 2025	Dec 2025	Jan 2026	Feb 2026	Mar 2026	Apr 2026	May 2026	Jun 2026				
1	Planning Phase													-			
Cash Flow		Jul 2025	Aug 2025	Sep 2025	Oct 2025	Nov 2025	Dec 2025	Jan 2026	Feb 2026	Mar 2026	Apr 2026	May 2026	Jun 2026	Total PCF / YTD Actual	% Spent	Available	Av. %
Projected Cash Flow										220,000.00				220,000.00			
Actual Expenditure				20,866.00			165,743.00							186,609.00	84.82%	33,391.00	15.18%

Report drawn at 22 April 2026 08:50:59

Department: Civil Engineering Services

Project: P83101 - Equipment: Streets and Stormwater

Votes: 55cafe90-ce7b-4801-b148-7e9915e82081_9/114-743-863

Location:

Fin Source: CRR

No	Activity	Jul 2025	Aug 2025	Sep 2025	Oct 2025	Nov 2025	Dec 2025	Jan 2026	Feb 2026	Mar 2026	Apr 2026	May 2026	Jun 2026				
1	Planning Phase													-			
Cash Flow		Jul 2025	Aug 2025	Sep 2025	Oct 2025	Nov 2025	Dec 2025	Jan 2026	Feb 2026	Mar 2026	Apr 2026	May 2026	Jun 2026	Total PCF / YTD Actual	% Spent	Available	Av. %
Projected Cash Flow				250.00	25,000.00	25,000.00	13,000.00	5,000.00						68,250.00			
Actual Expenditure			7,990.00	17,066.00	33,917.00		7,130.00							66,103.00	96.85%	2,147.00	3.15%

Report drawn at 22 April 2026 08:50:59

Department: Civil Engineering Services

Project: P92101 - Equipment: Water

Votes: 55cafe90-ce7b-4801-b148-7e9915e82081_9/105-751-874

Location:

Fin Source: CRR

No	Activity	Jul 2025	Aug 2025	Sep 2025	Oct 2025	Nov 2025	Dec 2025	Jan 2026	Feb 2026	Mar 2026	Apr 2026	May 2026	Jun 2026				
1	Planning Phase													-			
Cash Flow		Jul 2025	Aug 2025	Sep 2025	Oct 2025	Nov 2025	Dec 2025	Jan 2026	Feb 2026	Mar 2026	Apr 2026	May 2026	Jun 2026	Total PCF / YTD Actual	% Spent	Available	Av. %
Projected Cash Flow					20,000.00	20,000.00	15,000.00							55,000.00			
Actual Expenditure			4,318.00	43,409.00	4,742.00					2,391.00				54,860.00	99.75%	140.00	0.25%

Report drawn at 22 April 2026 08:50:59

Department: Civil Engineering Services

Project: P79104 - Highlands: Development of new cell (CRR)

Location:

Votes: 1b79eaaF-eedb-4abf-9484-04806d39b1c8_9/104-764-889

Fin Source: CRR

No	Activity	Jul 2025	Aug 2025	Sep 2025	Oct 2025	Nov 2025	Dec 2025	Jan 2026	Feb 2026	Mar 2026	Apr 2026	May 2026	Jun 2026				
1	Planning Phase																
Performance Comments:																	
		Jul 2025: Construction of new cell in progress. Percentage progress is cumulative since commencement date on 19 May 2025.															
		Aug 2025: Construction of new cell in progress. Percentage progress is cumulative since commencement date on 19 May 2025.															
		Sep 2025: Construction of new cell in progress. Percentage progress is cumulative since commencement date on 19 May 2025.															
		Oct 2025: Construction of new cell in progress. Percentage progress is cumulative since commencement date on 19 May 2025.															
		Nov 2025: Construction of new cell in progress. Percentage progress is cumulative since commencement date on 19 May 2025. Expected completion 16 February 2026.															
		Dec 2025: Construction of new cell in progress.															
		Jan 2026: Construction of new cell in progress. In final stage.															
		Feb 2026: Works completed on 16 February 2026															
Cash Flow		Jul 2025	Aug 2025	Sep 2025	Oct 2025	Nov 2025	Dec 2025	Jan 2026	Feb 2026	Mar 2026	Apr 2026	May 2026	Jun 2026	Total PCF / YTD Actual	% Spent	Available	Av. %
Projected Cash Flow		1,000,000.00	1,000,000.00	1,500,000.00	1,500,000.00	1,500,000.00	1,500,000.00	-1,880,014.00						6,119,986.00			
Actual Expenditure			2,151,112.00	389,350.00	1,236,177.00	177,164.00	1,007,516.00	1,503,727.00	2,303,894.00					8,768,940.00	143.28%	-2,648,954.00	0%

Report drawn at 22 April 2026 08:51:00

Department: Civil Engineering Services

Project: P79105 - Highlands: Development of new cell (MIG)

Location:

Votes: 1b79eaaF-eedb-4abf-9484-04806d39b1c8_9/104-764-890

Fin Source: MIG

No	Activity	Jul 2025	Aug 2025	Sep 2025	Oct 2025	Nov 2025	Dec 2025	Jan 2026	Feb 2026	Mar 2026	Apr 2026	May 2026	Jun 2026				
1	Planning Phase																
Performance Comments:																	
		Jul 2025: Construction of new cell in progress. Percentage progress is cumulative since commencement date on 19 May 2025.															
		Aug 2025: Construction of new cell in progress. Percentage progress is cumulative since commencement date on 19 May 2025.															
		Sep 2025: Construction of new cell in progress. Percentage progress is cumulative since commencement date on 19 May 2025.															
		Oct 2025: Construction of new cell in progress. Percentage progress is cumulative since commencement date on 19 May 2025.															
		Nov 2025: Construction of new cell in progress. Percentage progress is cumulative since commencement date on 19 May 2025. Expected completion 16 February 2026.															
		Dec 2025: Construction of new cell in progress.															
		Jan 2026: Construction of new cell in progress. Final stage.															
		Feb 2026: Works completed on 16 February 2026															
Cash Flow		Jul 2025	Aug 2025	Sep 2025	Oct 2025	Nov 2025	Dec 2025	Jan 2026	Feb 2026	Mar 2026	Apr 2026	May 2026	Jun 2026	Total PCF / YTD Actual	% Spent	Available	Av. %
Projected Cash Flow		2,000,000.00	2,000,000.00	2,000,000.00	2,000,000.00	2,000,000.00	2,000,000.00	2,500,000.00	1,165,595.00	1,650,000.00				17,315,595.00			
Actual Expenditure		1,242,669.00	298,120.00	178,153.00	5,822,344.00	239,151.00	5,542,806.00		141,454.00					13,464,697.00	77.76%	3,850,898.00	22.24%

Report drawn at 22 April 2026 08:51:00

Department: Civil Engineering Services

Project: P74127 - Highlands: Security Wall (CRR)

Location:

Votes: c00faddb-1313-4006-9336-db2a34600547_9/104-947-1105

Fin Source: CRR

No	Activity	Jul 2025	Aug 2025	Sep 2025	Oct 2025	Nov 2025	Dec 2025	Jan 2026	Feb 2026	Mar 2026	Apr 2026	May 2026	Jun 2026				
1	Planning Phase																
Performance Comments:		<i>Jul 2025: Tender compilation. Advertise Tender T02.25.26 on 18 July 2025. Compulsory clarification meeting held on 29 July 2025. Tender closes on 22 August 2025</i> <i>Aug 2025: Tender T02.25.26 closed on 22 August 2025. Evaluation and adjudication in process.</i> <i>Sep 2025: Tender evaluation and adjudication in process.</i> <i>Oct 2025: Tender evaluation and adjudication in process.</i> <i>Nov 2025: Tender evaluation and adjudication was finalized, contractor was successfully appointed and received formal letter of appointment on 20 November 2025.</i> <i>Dec 2025: Tender evaluation and adjudication was finalized, contractor was successfully appointed and received formal letter of appointment on 20 November 2025. Letter of acceptance was signed on 3 December 2025.</i> <i>Jan 2026: Construction phase. Eastern boundary in progress.</i> <i>Feb 2026: Construction phase, Eastern and western boundary in progress</i> <i>Mar 2026: Construction phase, Eastern and Western boundaries 99% complete.</i>															
Cash Flow		Jul 2025	Aug 2025	Sep 2025	Oct 2025	Nov 2025	Dec 2025	Jan 2026	Feb 2026	Mar 2026	Apr 2026	May 2026	Jun 2026	Total PCF / YTD Actual	% Spent	Available	Av. %
Projected Cash Flow				500,000.00	1,700,000.00	1,500,000.00	700,000.00	700,000.00	1,500,000.00	1,500,000.00	1,500,000.00	700,000.00		10,300,000.00			
Actual Expenditure														-	0%	10,300,000.00	100.00%

Report drawn at 22 April 2026 08:51:00

Department: Civil Engineering Services

Project: P92137 - Kalbaskraal Booster: Replace pumpsets

Location:

Votes: aab88374-49b6-4170-871e-830e4d0323e8_9/105-761-886

Fin Source: CRR

No	Activity	Jul 2025	Aug 2025	Sep 2025	Oct 2025	Nov 2025	Dec 2025	Jan 2026	Feb 2026	Mar 2026	Apr 2026	May 2026	Jun 2026				
1	Planning Phase																
Cash Flow		Jul 2025	Aug 2025	Sep 2025	Oct 2025	Nov 2025	Dec 2025	Jan 2026	Feb 2026	Mar 2026	Apr 2026	May 2026	Jun 2026	Total PCF / YTD Actual	% Spent	Available	Av. %
Projected Cash Flow						480,000.00								480,000.00			
Actual Expenditure							130,713.00							130,713.00	27.23%	349,287.00	72.77%

Report drawn at 22 April 2026 08:51:00

Department: Civil Engineering Services

Project: P78129 - Koringberg Sport Field: Ablution Facilities

Location:

Votes: 8e13fe4d-6dbc-4a8a-bf65-9a932703589d_9/106-918-1077

Fin Source: CRR

No	Activity	Jul 2025	Aug 2025	Sep 2025	Oct 2025	Nov 2025	Dec 2025	Jan 2026	Feb 2026	Mar 2026	Apr 2026	May 2026	Jun 2026				
1	Planning Phase																
Performance Comments:		<i>Jul 2025: Tender complication</i> <i>Aug 2025: Tender advertised on 22 August 2025</i> <i>Sep 2025: Tender evaluation</i> <i>Oct 2025: Project awarded on 17 October 2025. Appeal period ending 31 October 2025</i>															
Cash Flow		Jul 2025	Aug 2025	Sep 2025	Oct 2025	Nov 2025	Dec 2025	Jan 2026	Feb 2026	Mar 2026	Apr 2026	May 2026	Jun 2026	Total PCF / YTD Actual	% Spent	Available	Av. %
Projected Cash Flow			200,000.00	275,000.00	250,000.00									725,000.00			
Actual Expenditure							438,688.00	108,747.00		134,700.00				682,135.00	94.09%	42,865.00	5.91%

Report drawn at 22 April 2026 08:51:00

Department: Civil Engineering Services

Project: P79106 - Koringberg: New Transfer Station

Votes: c00faddb-1313-4006-9336-db2a34600547_9/104-765-891

Location:

Fin Source: CRR

No	Activity	Jul 2025	Aug 2025	Sep 2025	Oct 2025	Nov 2025	Dec 2025	Jan 2026	Feb 2026	Mar 2026	Apr 2026	May 2026	Jun 2026				
1	Planning Phase														-		
Performance Comments:		<i>Jul 2025: Planning, identifying suitable site.</i> <i>Aug 2025: Planning, identifying suitable site.</i> <i>Sep 2025: Planning, identifying suitable site.</i> <i>Oct 2025: Planning, identifying suitable site.</i> <i>Nov 2025: Informal tender was advertised, closed and service provider for the provision of new skips for transfer station was appointed. Awaiting delivery.</i> <i>Dec 2025: Informal tender was advertised, closed and service provider for the provision of new skips for Koringberg transfer station was appointed. Awaiting delivery.</i>															
Cash Flow		Jul 2025	Aug 2025	Sep 2025	Oct 2025	Nov 2025	Dec 2025	Jan 2026	Feb 2026	Mar 2026	Apr 2026	May 2026	Jun 2026	Total PCF / YTD Actual	% Spent	Available	Av. %
Projected Cash Flow												150,000.00	120,000.00	270,000.00			
Actual Expenditure									235,500.00					235,500.00	87.22%	34,500.00	12.78%

Report drawn at 22 April 2026 08:51:00

Department: Civil Engineering Services

Project: P92134 - Malmesbury SMW1.3 Wesbank Reservoir to Malm/Abb pipeline

Votes: d24e57ac-de4f-449c-853f-d10bd7bdbf8_9/105-758-881

Location:

Fin Source: CRR

No	Activity	Jul 2025	Aug 2025	Sep 2025	Oct 2025	Nov 2025	Dec 2025	Jan 2026	Feb 2026	Mar 2026	Apr 2026	May 2026	Jun 2026				
1	Planning Phase														-		
Performance Comments:		<i>Jul 2025: Concept and Viability Complete. Technical Report Complete. Prelim. Design Phase in progress.</i> <i>Aug 2025: Prelim. Design Phase in progress.</i> <i>Sep 2025: Prelim. Design Phase complete, Design phase in progress. Geotechnical Investigation in progress.</i> <i>Oct 2025: Detail design in progress.</i> <i>Nov 2025: Detail design in progress.</i> <i>Dec 2025: Detail design in progress.</i> <i>Feb 2026: Design finalized, tender document compiled.</i>															
Cash Flow		Jul 2025	Aug 2025	Sep 2025	Oct 2025	Nov 2025	Dec 2025	Jan 2026	Feb 2026	Mar 2026	Apr 2026	May 2026	Jun 2026	Total PCF / YTD Actual	% Spent	Available	Av. %
Projected Cash Flow						400,000.00				400,000.00				800,000.00			
Actual Expenditure				147,917.00	72,877.00		96,784.00							317,578.00	39.70%	482,422.00	60.30%

Report drawn at 22 April 2026 08:51:00

Department: Civil Engineering Services

Project: P77111 - Malmesbury WWTW: Replace Clarifier Mechanical Equipment (CRR)

Votes: c1afe87d-075d-4b68-b77a-483d873e81a7_9/107-887-1043

Location:

Fin Source: CRR

No	Activity	Jul 2025	Aug 2025	Sep 2025	Oct 2025	Nov 2025	Dec 2025	Jan 2026	Feb 2026	Mar 2026	Apr 2026	May 2026	Jun 2026				
1	Planning Phase														-		
Performance Comments:		<i>Jul 2025: Planning & Design Phase</i> <i>Aug 2025: Planning & Design Phase</i> <i>Sep 2025: Tender specifications and compilation finalized. Tender advertised on 27 September.</i> <i>Oct 2025: Tender advertised on 27 September. Compulsory clarification meeting held on 7 October 2025. Closed on 20 October 2025. Tender evaluation in process.</i> <i>Nov 2025: Tender advertised on 27 September. Compulsory clarification meeting held on 7 October 2025. Closed on 20 October 2025. Tender evaluation completed, bid was awarded to successful bidder. Awaiting appeal period.</i> <i>Dec 2025: Tender advertised on 27 September. Compulsory clarification meeting held on 7 October 2025. Closed on 20 October 2025. Tender evaluation completed, bid was awarded to successful bidder. No appeals received, commencement will be in January 2026.</i> <i>Jan 2026: Tender advertised on 27 September. Compulsory clarification meeting held on 7 October 2025. Closed on 20 October 2025. Tender evaluation completed, bid was awarded to successful bidder. No appeals were received, commencement was on 21 January 2026.</i> <i>Feb 2026: Commencement was on 21 January 2026.</i>															
Cash Flow		Jul 2025	Aug 2025	Sep 2025	Oct 2025	Nov 2025	Dec 2025	Jan 2026	Feb 2026	Mar 2026	Apr 2026	May 2026	Jun 2026	Total PCF / YTD Actual	% Spent	Available	Av. %
Projected Cash Flow			200,000.00			1,000,000.00	1,000,000.00		600,000.00					2,800,000.00			
Actual Expenditure									29,268.00					29,268.00	1.05%	2,770,732.00	98.95%

Report drawn at 22 April 2026 08:51:00

Department: Civil Engineering Services

Project: P77111 - Malmesbury WWTW: Replace Clarifier Mechanical Equipment (WRG)

Location:

Votes: c1afe87d-075d-4b68-b77a-483d873e81a7_9/107-887-1131

Fin Source: WRG

No	Activity	Jul 2025	Aug 2025	Sep 2025	Oct 2025	Nov 2025	Dec 2025	Jan 2026	Feb 2026	Mar 2026	Apr 2026	May 2026	Jun 2026				
1	Planning Phase													-			
Performance Comments:		<p>Jul 2025: Planning & Design Phase</p> <p>Aug 2025: Planning & Design Phase</p> <p>Sep 2025: Tender specifications and compilation finalized. Tender advertised on 27 September.</p> <p>Oct 2025: Tender advertised on 27 September. Compulsory clarification meeting held on 7 October 2025. Closed on 20 October 2025. Tender evaluation in process. Tender evaluation and adjudication in process.</p> <p>Nov 2025: Tender advertised on 27 September. Compulsory clarification meeting held on 7 October 2025. Closed on 20 October 2025. Tender evaluation completed, bid was awarded to successful bidder. Awaiting appeal period.</p> <p>Dec 2025: Tender advertised on 27 September. Compulsory clarification meeting held on 7 October 2025. Closed on 20 October 2025. Tender evaluation completed, bid was awarded to successful bidder. No appeals received. Commencement will be in January 2026.</p> <p>Jan 2026: Commencement was on 21 January 2026.</p> <p>Feb 2026: Commencement was on 21 January 2026.</p>															
Cash Flow		Jul 2025	Aug 2025	Sep 2025	Oct 2025	Nov 2025	Dec 2025	Jan 2026	Feb 2026	Mar 2026	Apr 2026	May 2026	Jun 2026	Total PCF / YTD Actual	% Spent	Available	Av. %
Projected Cash Flow						100,000.00	160,870.00							260,870.00			
Actual Expenditure						7,419.00	34,967.00			36,773.00	85,906.00			165,065.00	63.27%	95,805.00	36.73%

Report drawn at 22 April 2026 08:51:00

Department: Civil Engineering Services

Project: P77113 - Moorreesburg WWTW: SCADA Systems

Location:

Votes: be216110-42cf-4427-80d9-04db49e824e_9/107-967-1130

Fin Source: WSIG

No	Activity	Jul 2025	Aug 2025	Sep 2025	Oct 2025	Nov 2025	Dec 2025	Jan 2026	Feb 2026	Mar 2026	Apr 2026	May 2026	Jun 2026				
1	Planning Phase													-			
Performance Comments:		<p>Jul 2025: Planning & Design Phase</p> <p>Aug 2025: Planning, Design & specification, tender compilation</p> <p>Sep 2025: Tender specifications and compilation finalized. Tender advertised on 27 September.</p> <p>Oct 2025: Tender advertised on 27 September. Tender advertised on 27 September. Compulsory clarification meeting held on 7 October 2025. Closed on 20 October 2025. Tender evaluation in process.</p> <p>Nov 2025: Tender advertised on 27 September. Tender advertised on 27 September. Compulsory clarification meeting held on 7 October 2025. Closed on 20 October 2025. Tender evaluation in process.</p> <p>Dec 2025: Tender advertised on 27 September. Tender advertised on 27 September. Compulsory clarification meeting held on 7 October 2025. Closed on 20 October 2025. Tender evaluation completed awaiting BAC.</p> <p>Jan 2026: Tender evaluation completed awaiting BAC.</p> <p>Feb 2026: Service Provider was appointed on 24 February 2026, objection period closes on 11 March 2026.</p>															
Cash Flow		Jul 2025	Aug 2025	Sep 2025	Oct 2025	Nov 2025	Dec 2025	Jan 2026	Feb 2026	Mar 2026	Apr 2026	May 2026	Jun 2026	Total PCF / YTD Actual	% Spent	Available	Av. %
Projected Cash Flow			200,000.00						1,670,000.00	1,670,000.00	1,820,000.00	670,000.00	670,000.00	6,700,000.00			
Actual Expenditure				494,384.00		169,717.00					137,955.00			802,056.00	11.97%	5,897,944.00	88.03%

Report drawn at 22 April 2026 08:51:00

Department: Civil Engineering Services

Project: P62122 - New Cherry Picker

Location:

Votes: bda040d4-428a-40ac-9d29-0a94d311d122_9/108-712-825

Fin Source: CRR

No	Activity	Jul 2025	Aug 2025	Sep 2025	Oct 2025	Nov 2025	Dec 2025	Jan 2026	Feb 2026	Mar 2026	Apr 2026	May 2026	Jun 2026				
1	Planning Phase													-			
Cash Flow		Jul 2025	Aug 2025	Sep 2025	Oct 2025	Nov 2025	Dec 2025	Jan 2026	Feb 2026	Mar 2026	Apr 2026	May 2026	Jun 2026	Total PCF / YTD Actual	% Spent	Available	Av. %
Projected Cash Flow			79,250.00					-2,000.00	798,000.00	-2,000.00	-2,000.00	-2,000.00	-2,000.00	867,250.00			
Actual Expenditure				712,516.00	78,000.00									790,516.00	91.15%	76,734.00	8.85%

Report drawn at 22 April 2026 08:51:00

Department: Civil Engineering Services

Project: P62120 - Painting Machine: Mechanical drive

Votes: 55cafe90-ce7b-4801-b148-7e9915e82081_9/108-710-823

Location:

Fin Source: CRR

No	Activity	Jul 2025	Aug 2025	Sep 2025	Oct 2025	Nov 2025	Dec 2025	Jan 2026	Feb 2026	Mar 2026	Apr 2026	May 2026	Jun 2026				
1	Planning Phase																
Cash Flow		Jul 2025	Aug 2025	Sep 2025	Oct 2025	Nov 2025	Dec 2025	Jan 2026	Feb 2026	Mar 2026	Apr 2026	May 2026	Jun 2026	Total PCF / YTD Actual	% Spent	Available	Av. %
Projected Cash Flow			-79,250.00			350,000.00		-167,550.00						103,200.00			
Actual Expenditure				103,200.00										103,200.00	100.00%	-	0%

Report drawn at 22 April 2026 08:51:00

Department: Civil Engineering Services

Project: P76124 - Pipe Replacement: Obsolete Infrastructure

Votes: 3936e862-0085-4bc8-85ab-acd5136ba14e_9/111-698-811

Location:

Fin Source: CRR

No	Activity	Jul 2025	Aug 2025	Sep 2025	Oct 2025	Nov 2025	Dec 2025	Jan 2026	Feb 2026	Mar 2026	Apr 2026	May 2026	Jun 2026				
1	Planning Phase																
Performance Comments:		<p>Jul 2025: Planning & Design Phase</p> <p>Aug 2025: Planning, design and compilation of BOQ. Appointment of contractor on Term tender T01.24.25</p> <p>Sep 2025: Construction commencement date 4 September 2025. Construction in progress.</p> <p>Oct 2025: Construction in progress.</p> <p>Nov 2025: Construction in progress.</p> <p>Dec 2025: Construction in progress</p> <p>Jan 2026: Construction in progress</p> <p>Feb 2026: Construction in progress</p>															
Cash Flow		Jul 2025	Aug 2025	Sep 2025	Oct 2025	Nov 2025	Dec 2025	Jan 2026	Feb 2026	Mar 2026	Apr 2026	May 2026	Jun 2026	Total PCF / YTD Actual	% Spent	Available	Av. %
Projected Cash Flow					800,000.00	700,000.00								1,500,000.00			
Actual Expenditure				65,550.00	45,320.00		353,132.00							464,002.00	30.93%	1,035,998.00	69.07%

Report drawn at 22 April 2026 08:51:00

Department: Civil Engineering Services

Project: P74117 - Refuse: CK37359 Nissan UD330

Votes: bda040d4-428a-40ac-9d29-0a94d311d122_9/104-772-898

Location:

Fin Source: CRR

No	Activity	Jul 2025	Aug 2025	Sep 2025	Oct 2025	Nov 2025	Dec 2025	Jan 2026	Feb 2026	Mar 2026	Apr 2026	May 2026	Jun 2026				
1	Planning Phase																
Performance Comments:		<p>Jul 2025: Tender T45.24.25 was advertised on 20 June 2025 and closed on 4 July 2025. Adjudication in process.</p> <p>Aug 2025: Tender evaluation and adjudication in process.</p> <p>Sep 2025: Tender evaluation and adjudication in process.</p> <p>Oct 2025: SCM process concluded and successful award was made on 8 October 2025.</p> <p>Nov 2025: Compactor was successfully delivery by UD Nissan on 20 November 2025.</p>															
Cash Flow		Jul 2025	Aug 2025	Sep 2025	Oct 2025	Nov 2025	Dec 2025	Jan 2026	Feb 2026	Mar 2026	Apr 2026	May 2026	Jun 2026	Total PCF / YTD Actual	% Spent	Available	Av. %
Projected Cash Flow							3,613,400.00	-117,987.00						3,495,413.00			
Actual Expenditure						3,488,764.00								3,488,764.00	99.81%	6,649.00	0.19%

Report drawn at 22 April 2026 08:51:00

Department: Civil Engineering Services

Project: P92142 - Riebeek Kasteel: New Reservoir

Location:

Votes: 1cf7cb61-3a7e-412f-8eba-223f7480e982_9/105-899-1055

Fin Source: CRR

No	Activity	Jul 2025	Aug 2025	Sep 2025	Oct 2025	Nov 2025	Dec 2025	Jan 2026	Feb 2026	Mar 2026	Apr 2026	May 2026	Jun 2026			
1	Planning Phase													-		
Performance Comments:																
	Jul 2025:	Inception & preliminary Design														
	Aug 2025:	Inception & preliminary Design														
	Sep 2025:	Inception & preliminary Design														
	Oct 2025:	Inception & preliminary Design														
	Nov 2025:	Inception/Prelim Design														
	Dec 2025:	Inception/Prelim Design														
	Jan 2026:	Inception/Prelim Design														
	Feb 2026:	Inception/Prelim Design														
Cash Flow	Jul 2025	Aug 2025	Sep 2025	Oct 2025	Nov 2025	Dec 2025	Jan 2026	Feb 2026	Mar 2026	Apr 2026	May 2026	Jun 2026	Total PCF / YTD Actual	% Spent	Available	Av. %
Projected Cash Flow													500,000.00			
Actual Expenditure							349,869.00		141,720.00				491,589.00	98.32%	8,411.00	1.68%

Report drawn at 22 April 2026 08:51:01

Department: Civil Engineering Services

Project: P82143 - Riverlands Disaster: Roads and associated earth works

Location:

Votes: e2287c96-937b-4ee9-a092-0fa8b0979655_9/110-929-1087

Fin Source: MDRG

Cash Flow	Jul 2025	Aug 2025	Sep 2025	Oct 2025	Nov 2025	Dec 2025	Jan 2026	Feb 2026	Mar 2026	Apr 2026	May 2026	Jun 2026	Total PCF / YTD Actual	% Spent	Available	Av. %
Projected Cash Flow							1,000,000.00	1,000,000.00	1,500,000.00	1,000,000.00	979,788.00	500,000.00	5,979,788.00			
Actual Expenditure								857,382.00	5,122,406.00				5,979,788.00	100.00%	-	0%

Report drawn at 22 April 2026 08:51:01

Department: Civil Engineering Services

Project: P83109 - Riverlands Disaster: Stormwater and associated earth works

Location:

Votes: 0fda24c0-d29c-4ae5-8bb9-0a3f3b51668c_9/114-928-1088

Fin Source: MDRG

Cash Flow	Jul 2025	Aug 2025	Sep 2025	Oct 2025	Nov 2025	Dec 2025	Jan 2026	Feb 2026	Mar 2026	Apr 2026	May 2026	Jun 2026	Total PCF / YTD Actual	% Spent	Available	Av. %
Projected Cash Flow									200,000.00	500,000.00	500,000.00	263,822.00	1,463,822.00			
Actual Expenditure									1,463,822.00				1,463,822.00	100.00%	-	0%

Report drawn at 22 April 2026 08:51:01

Department: Civil Engineering Services

Project: P82121 - Roads Swartland: Construction of New Roads (CRR)

Location:

Votes: e2287c96-937b-4ee9-a092-0fa8b0979655_9/110-725-840

Fin Source: CRR

No	Activity	Jul 2025	Aug 2025	Sep 2025	Oct 2025	Nov 2025	Dec 2025	Jan 2026	Feb 2026	Mar 2026	Apr 2026	May 2026	Jun 2026				
1	Planning Phase													-			
Performance Comments:		<i>Jul 2025: Phase 1: Construction (Multi Year). Phase 2: Procurement (currently in appeal period)</i> <i>Aug 2025: Phase 1: Construction (Multi Year). Phase 2: Awarded (Confirmation of 25/26 scope)</i> <i>Sep 2025: Phase 1 & 2 Both in construction Phase</i> <i>Oct 2025: Phase 1 & 2 Both in construction Phase</i> <i>Nov 2025: Construction phase</i> <i>Dec 2025: Construction phase</i> <i>Jan 2026: Construction phase</i> <i>Feb 2026: Construction Phase</i>															
Cash Flow		Jul 2025	Aug 2025	Sep 2025	Oct 2025	Nov 2025	Dec 2025	Jan 2026	Feb 2026	Mar 2026	Apr 2026	May 2026	Jun 2026	Total PCF / YTD Actual	% Spent	Available	Av. %
Projected Cash Flow		1,000,000.00	1,000,000.00	3,000,000.00	4,000,000.00	4,000,000.00	3,000,000.00	3,000,000.00	5,000,000.00	5,000,000.00	5,000,000.00	1,438,000.00	1,000,000.00	36,438,000.00			
Actual Expenditure		159,447.00	1,943,542.00	2,711,548.00	2,622,458.00	3,215,455.00	6,989,599.00	4,664.00	1,269,442.00	5,344,786.00				24,260,941.00	66.58%	12,177,059.00	33.42%

Report drawn at 22 April 2026 08:51:01

Department: Civil Engineering Services

Project: P82121 - Roads Swartland: Construction of New Roads (MIG)

Location:

Votes: e2287c96-937b-4ee9-a092-0fa8b0979655_9/110-725-841

Fin Source: MIG

No	Activity	Jul 2025	Aug 2025	Sep 2025	Oct 2025	Nov 2025	Dec 2025	Jan 2026	Feb 2026	Mar 2026	Apr 2026	May 2026	Jun 2026				
1	Planning Phase													-			
Performance Comments:		<i>Jul 2025: Phase 1: Construction (Multi Year). Phase 2: Procurement (currently in appeal period)</i> <i>Aug 2025: Phase 1: Construction (Multi Year). Phase 2: Awarded (Confirmation of 25/26 scope)</i> <i>Sep 2025: Phase 1 & 2 both in construction phase</i> <i>Oct 2025: Phase 1 & 2 Both in construction Phase</i> <i>Nov 2025: Construction Phase</i> <i>Dec 2025: Construction Phase</i> <i>Jan 2026: Construction Phase</i> <i>Feb 2026: Construction Phase</i>															
Cash Flow		Jul 2025	Aug 2025	Sep 2025	Oct 2025	Nov 2025	Dec 2025	Jan 2026	Feb 2026	Mar 2026	Apr 2026	May 2026	Jun 2026	Total PCF / YTD Actual	% Spent	Available	Av. %
Projected Cash Flow				2,000,000.00	2,000,000.00	2,000,000.00	1,589,405.00							7,589,405.00			
Actual Expenditure		86,957.00	1,504,616.00		787,137.00	1,261,567.00	2,695,465.00		1,253,663.00					7,589,405.00	100.00%	-	0%

Report drawn at 22 April 2026 08:51:01

Department: Civil Engineering Services

Project: P82101 - Roads Swartland: Resealing of Roads (CRR)

Location:

Votes: 7601080a-443e-4b74-94fe-04dfb7900bd4_9/110-724-838

Fin Source: CRR

No	Activity	Jul 2025	Aug 2025	Sep 2025	Oct 2025	Nov 2025	Dec 2025	Jan 2026	Feb 2026	Mar 2026	Apr 2026	May 2026	Jun 2026					
1	Planning Phase																	
Performance Comments:		<p>Jul 2025: Tender advertised closed on 11 July 2025</p> <p>Aug 2025: Tender cancelled due to exceeding 80/20 threshold. Tender re-advertised on 19 August 2025</p> <p>Sep 2025: Tender Evaluation</p> <p>Oct 2025: Project awarded on 30 October 2025.</p> <p>Nov 2025: Site handed over to the contractor</p> <p>Dec 2025: Site handed over to the contractor</p> <p>Jan 2026: Site handed over to the contractor</p> <p>Feb 2026: Construction Phase</p>																
Cash Flow		Jul 2025	Aug 2025	Sep 2025	Oct 2025	Nov 2025	Dec 2025	Jan 2026	Feb 2026	Mar 2026	Apr 2026	May 2026	Jun 2026	Total PCF / YTD Actual	% Spent	Available	Av. %	
Projected Cash Flow				3,000,000.00	3,000,000.00	3,000,000.00	3,000,000.00	2,000,000.00	3,000,000.00	3,000,000.00				20,000,000.00				
Actual Expenditure						135,400.00			50,000.00					185,400.00	0.93%	19,814,600.00	99.07%	

Report drawn at 22 April 2026 08:51:01

Department: Civil Engineering Services

Project: P82129 - Roads Swartland: Resealing of Roads (MIG)

Location:

Votes: 7601080a-443e-4b74-94fe-04dfb7900bd4_9/110-919-1078

Fin Source: MIG

No	Activity	Jul 2025	Aug 2025	Sep 2025	Oct 2025	Nov 2025	Dec 2025	Jan 2026	Feb 2026	Mar 2026	Apr 2026	May 2026	Jun 2026					
1	Planning Phase																	
Performance Comments:		<p>Jul 2025: Tender Advertised. Closed on 11 July 2025</p> <p>Aug 2025: Tender cancelled due to exceeding 80/20 threshold. Tender re-advertised on 19 August 2025</p> <p>Sep 2025: Tender Evaluation</p> <p>Oct 2025: Project awarded on 30 October 2025</p> <p>Nov 2025: Site handed over to the contractor</p> <p>Dec 2025: Site handed over to the contractor</p> <p>Jan 2026: Not applicable</p> <p>Feb 2026: Construction Phase</p>																
Cash Flow		Jul 2025	Aug 2025	Sep 2025	Oct 2025	Nov 2025	Dec 2025	Jan 2026	Feb 2026	Mar 2026	Apr 2026	May 2026	Jun 2026	Total PCF / YTD Actual	% Spent	Available	Av. %	
Projected Cash Flow							500,000.00							500,000.00				
Actual Expenditure														-	0%	500,000.00	100.00%	

Report drawn at 22 April 2026 08:51:01

Department: Civil Engineering Services

Project: P82136 - Roads: CK43174 Trailer

Location:

Votes: 55cafe90-ce7b-4801-b148-7e9915e82081_9/110-731-848

Fin Source: CRR

No	Activity	Jul 2025	Aug 2025	Sep 2025	Oct 2025	Nov 2025	Dec 2025	Jan 2026	Feb 2026	Mar 2026	Apr 2026	May 2026	Jun 2026					
1	Planning Phase																	
Cash Flow		Jul 2025	Aug 2025	Sep 2025	Oct 2025	Nov 2025	Dec 2025	Jan 2026	Feb 2026	Mar 2026	Apr 2026	May 2026	Jun 2026	Total PCF / YTD Actual	% Spent	Available	Av. %	
Projected Cash Flow							56,947.00	1,000.00	1,000.00	1,000.00	1,000.00	1,000.00	1,000.00	62,947.00				
Actual Expenditure										62,891.00				62,891.00	99.91%	56.00	0.09%	

Report drawn at 22 April 2026 08:51:01

Department: Civil Engineering Services

Project: P82138 - Roads: CK43175 Betonmenger

Votes: 55cafe90-ce7b-4801-b148-7e9915e82081_9/110-733-850

Location:

Fin Source: CRR

No	Activity	Jul 2025	Aug 2025	Sep 2025	Oct 2025	Nov 2025	Dec 2025	Jan 2026	Feb 2026	Mar 2026	Apr 2026	May 2026	Jun 2026				
1	Planning Phase													-			
Cash Flow		Jul 2025	Aug 2025	Sep 2025	Oct 2025	Nov 2025	Dec 2025	Jan 2026	Feb 2026	Mar 2026	Apr 2026	May 2026	Jun 2026	Total PCF / YTD Actual	% Spent	Available	Av. %
Projected Cash Flow							56,947.00	1,000.00	1,000.00	1,000.00	1,000.00	1,000.00	1,000.00	62,947.00			
Actual Expenditure										62,891.00				62,891.00	99.91%	56.00	0.09%

Report drawn at 22 April 2026 08:51:01

Department: Civil Engineering Services

Project: P92145 - Safeguarding Water Infrastructure

Votes: afc24431-8d9d-4811-8f5e-1f422b115c25_9/105-968-1129

Location:

Fin Source: WSIG

No	Activity	Jul 2025	Aug 2025	Sep 2025	Oct 2025	Nov 2025	Dec 2025	Jan 2026	Feb 2026	Mar 2026	Apr 2026	May 2026	Jun 2026				
1	Planning Phase													-			
Performance Comments:		<p>Jul 2025: Planning & Design Phase</p> <p>Aug 2025: Tender compilation.</p> <p>Sep 2025: Advertisement of tender T20.25.26 on 5 September 2025. Compulsory clarification meeting on 16 September 2025. Tender closed on 26 September 2025. Evaluation process started.</p> <p>Oct 2025: Evaluation of tender T20.25.26 in process.</p> <p>Nov 2025: Evaluation of Tender T20.25.26 was completed, bid was awarded to successful bidder Awaiting appeal period.</p> <p>Dec 2025: Evaluation of Tender T20.25.26 was completed, bid was awarded to successful bidder Awaiting appeal period.</p> <p>Feb 2026: Construction in progress</p>															
Cash Flow		Jul 2025	Aug 2025	Sep 2025	Oct 2025	Nov 2025	Dec 2025	Jan 2026	Feb 2026	Mar 2026	Apr 2026	May 2026	Jun 2026	Total PCF / YTD Actual	% Spent	Available	Av. %
Projected Cash Flow			200,000.00			1,000,000.00	100,000.00	500,000.00	1,000,000.00	844,000.00				3,644,000.00			
Actual Expenditure									897,417.00					897,417.00	24.63%	2,746,583.00	75.37%

Report drawn at 22 April 2026 08:51:01

Department: Civil Engineering Services

Project: P76120 - Schoonspruit: Pipe Replacement

Votes: c1afe87d-075d-4b68-b77a-483d873e81a7_9/111-699-812

Location:

Fin Source: CRR

No	Activity	Jul 2025	Aug 2025	Sep 2025	Oct 2025	Nov 2025	Dec 2025	Jan 2026	Feb 2026	Mar 2026	Apr 2026	May 2026	Jun 2026				
1	Planning Phase													-			
Performance Comments:		<p>Jul 2025: Planning & Design Phase</p> <p>Aug 2025: Planning, design and compilation of BOQ. Appointment of contractor on Term tender T01.24.25</p> <p>Sep 2025: Construction commencement date 4 September 2025. Construction in progress.</p> <p>Oct 2025: Construction in progress.</p> <p>Nov 2025: Construction in progress.</p> <p>Dec 2025: Construction in progress</p> <p>Jan 2026: Construction in progress</p> <p>Feb 2026: Construction in progress</p>															
Cash Flow		Jul 2025	Aug 2025	Sep 2025	Oct 2025	Nov 2025	Dec 2025	Jan 2026	Feb 2026	Mar 2026	Apr 2026	May 2026	Jun 2026	Total PCF / YTD Actual	% Spent	Available	Av. %
Projected Cash Flow				500,000.00	500,000.00	400,000.00								1,400,000.00			
Actual Expenditure							100,288.00			117,196.00				217,484.00	15.53%	1,182,516.00	84.47%

Report drawn at 22 April 2026 08:51:01

Department: Civil Engineering Services

Project: P77101 - Sewerage Works: Darling

Votes: 2794dbbc-5d32-4e2b-ab74-511125b4a5ca_9/107-692-803

Location:

Fin Source: CRR

Cash Flow	Jul 2025	Aug 2025	Sep 2025	Oct 2025	Nov 2025	Dec 2025	Jan 2026	Feb 2026	Mar 2026	Apr 2026	May 2026	Jun 2026	Total PCF / YTD Actual	% Spent	Available	Av. %
Projected Cash Flow											500,000.00		500,000.00			
Actual Expenditure									21,386.00	61,421.00			82,807.00	16.56%	417,193.00	83.44%

Report drawn at 22 April 2026 08:51:01

Department: Civil Engineering Services

Project: P78116 - Sportgrounds: Blower Mower: sn 12803 (replace)

Votes: 55cafe90-ce7b-4801-b148-7e9915e82081_9/106-738-856

Location:

Fin Source: CRR

No	Activity	Jul 2025	Aug 2025	Sep 2025	Oct 2025	Nov 2025	Dec 2025	Jan 2026	Feb 2026	Mar 2026	Apr 2026	May 2026	Jun 2026	-			
1	Planning Phase																
Cash Flow	Jul 2025	Aug 2025	Sep 2025	Oct 2025	Nov 2025	Dec 2025	Jan 2026	Feb 2026	Mar 2026	Apr 2026	May 2026	Jun 2026	Total PCF / YTD Actual	% Spent	Available	Av. %	
Projected Cash Flow						85,215.00							85,215.00				
Actual Expenditure										76,450.00			76,450.00	89.71%	8,765.00	10.29%	

Report drawn at 22 April 2026 08:51:01

Department: Civil Engineering Services

Project: P78116 - Sportgrounds: Blower Mower: sn 15678 (replace)

Votes: 55cafe90-ce7b-4801-b148-7e9915e82081_9/106-737-855

Location:

Fin Source: CRR

No	Activity	Jul 2025	Aug 2025	Sep 2025	Oct 2025	Nov 2025	Dec 2025	Jan 2026	Feb 2026	Mar 2026	Apr 2026	May 2026	Jun 2026	-			
1	Planning Phase																
Cash Flow	Jul 2025	Aug 2025	Sep 2025	Oct 2025	Nov 2025	Dec 2025	Jan 2026	Feb 2026	Mar 2026	Apr 2026	May 2026	Jun 2026	Total PCF / YTD Actual	% Spent	Available	Av. %	
Projected Cash Flow						85,215.00							85,215.00				
Actual Expenditure										76,450.00			76,450.00	89.71%	8,765.00	10.29%	

Report drawn at 22 April 2026 08:51:01

Department: Civil Engineering Services

Project: P78116 - Sportgrounds: Blower Mower: sn 34299-13011 (replace)

Votes: 55cafe90-ce7b-4801-b148-7e9915e82081_9/106-739-857

Location:

Fin Source: CRR

No	Activity	Jul 2025	Aug 2025	Sep 2025	Oct 2025	Nov 2025	Dec 2025	Jan 2026	Feb 2026	Mar 2026	Apr 2026	May 2026	Jun 2026	-			
1	Planning Phase																
Cash Flow	Jul 2025	Aug 2025	Sep 2025	Oct 2025	Nov 2025	Dec 2025	Jan 2026	Feb 2026	Mar 2026	Apr 2026	May 2026	Jun 2026	Total PCF / YTD Actual	% Spent	Available	Av. %	
Projected Cash Flow						85,215.00							85,215.00				
Actual Expenditure										76,450.00			76,450.00	89.71%	8,765.00	10.29%	

Report drawn at 22 April 2026 08:51:01

Department: Civil Engineering Services

Project: P78116 - Sportgrounds: Water Canon: sn 17945 (replace)

Votes: 55cafe90-ce7b-4801-b148-7e9915e82081_9/106-740-858

Location:

Fin Source: CRR

No	Activity	Jul 2025	Aug 2025	Sep 2025	Oct 2025	Nov 2025	Dec 2025	Jan 2026	Feb 2026	Mar 2026	Apr 2026	May 2026	Jun 2026	-			
1	Planning Phase																
Cash Flow	Jul 2025	Aug 2025	Sep 2025	Oct 2025	Nov 2025	Dec 2025	Jan 2026	Feb 2026	Mar 2026	Apr 2026	May 2026	Jun 2026	Total PCF / YTD Actual	% Spent	Available	Av. %	
Projected Cash Flow						53,000.00							53,000.00				
Actual Expenditure		47,031.00											47,031.00	88.74%	5,969.00	11.26%	

Report drawn at 22 April 2026 08:51:01

Department: Civil Engineering Services

Project: P83102 - Stormwater Network (Acquisitions: Outsourced)

Votes: 7316207f-0b09-49ae-9dce-098c2562dd5e_9/114-741-859

Location:

Fin Source: CRR

No	Activity	Jul 2025	Aug 2025	Sep 2025	Oct 2025	Nov 2025	Dec 2025	Jan 2026	Feb 2026	Mar 2026	Apr 2026	May 2026	Jun 2026				
1	Planning Phase													-			
Cash Flow		Jul 2025	Aug 2025	Sep 2025	Oct 2025	Nov 2025	Dec 2025	Jan 2026	Feb 2026	Mar 2026	Apr 2026	May 2026	Jun 2026	Total PCF / YTD Actual	% Spent	Available	Av. %
Projected Cash Flow					200,000.00	200,000.00	100,000.00							500,000.00			
Actual Expenditure														-	0%	500,000.00	100.00%

Report drawn at 22 April 2026 08:51:01

Department: Civil Engineering Services

Project: P83102 - Stormwater Network (Compensation of Employees)

Votes: 7316207f-0b09-49ae-9dce-098c2562dd5e_9/114-741-861

Location:

Fin Source: CRR

No	Activity	Jul 2025	Aug 2025	Sep 2025	Oct 2025	Nov 2025	Dec 2025	Jan 2026	Feb 2026	Mar 2026	Apr 2026	May 2026	Jun 2026				
1	Planning Phase													-			
Cash Flow		Jul 2025	Aug 2025	Sep 2025	Oct 2025	Nov 2025	Dec 2025	Jan 2026	Feb 2026	Mar 2026	Apr 2026	May 2026	Jun 2026	Total PCF / YTD Actual	% Spent	Available	Av. %
Projected Cash Flow								30,000.00						30,000.00			
Actual Expenditure														-	0%	30,000.00	100.00%

Report drawn at 22 April 2026 08:51:01

Department: Civil Engineering Services

Project: P83102 - Stormwater Network (Materials and Supplies)

Votes: 7316207f-0b09-49ae-9dce-098c2562dd5e_9/114-741-860

Location:

Fin Source: CRR

No	Activity	Jul 2025	Aug 2025	Sep 2025	Oct 2025	Nov 2025	Dec 2025	Jan 2026	Feb 2026	Mar 2026	Apr 2026	May 2026	Jun 2026				
1	Planning Phase													-			
Cash Flow		Jul 2025	Aug 2025	Sep 2025	Oct 2025	Nov 2025	Dec 2025	Jan 2026	Feb 2026	Mar 2026	Apr 2026	May 2026	Jun 2026	Total PCF / YTD Actual	% Spent	Available	Av. %
Projected Cash Flow								20,000.00						20,000.00			
Actual Expenditure														-	0%	20,000.00	100.00%

Report drawn at 22 April 2026 08:51:01

Department: Civil Engineering Services

Project: P92141 - Swartland Bulk Water Supply System: S2.1 Kasteelberg to Riebeek (D-line) Phase 1

Votes: afc24431-8d9d-4811-8f5e-1f422b115c25_9/105-898-1054

Location:

Fin Source: CRR

Cash Flow	Jul 2025	Aug 2025	Sep 2025	Oct 2025	Nov 2025	Dec 2025	Jan 2026	Feb 2026	Mar 2026	Apr 2026	May 2026	Jun 2026	Total PCF / YTD Actual	% Spent	Available	Av. %
Projected Cash Flow												500,000.00	500,000.00			
Actual Expenditure													-	0%	500,000.00	100.00%

Report drawn at 22 April 2026 08:51:01

Department: Civil Engineering Services

Project: P92135 - Swartland WTW Upgrade and Capacity extension

Votes: afc24431-8d9d-4811-8f5e-1f422b115c25_9/105-759-883

Location:

Fin Source: CRR

Cash Flow	Jul 2025	Aug 2025	Sep 2025	Oct 2025	Nov 2025	Dec 2025	Jan 2026	Feb 2026	Mar 2026	Apr 2026	May 2026	Jun 2026	Total PCF / YTD Actual	% Spent	Available	Av. %
Projected Cash Flow										500,000.00			500,000.00			
Actual Expenditure													-	0%	500,000.00	100.00%

Report drawn at 22 April 2026 08:51:01

Department: Civil Engineering Services

Project: P92146 - Upgrading: Ongegund Water Supply System (Reservior and Pumpstation)

Location:

Votes: e42d617c-8bd9-4be3-8e67-b8d5c1090edf_9/105-748-870

Fin Source: CRR

No	Activity	Jul 2025	Aug 2025	Sep 2025	Oct 2025	Nov 2025	Dec 2025	Jan 2026	Feb 2026	Mar 2026	Apr 2026	May 2026	Jun 2026					
1	Planning Phase																	
Performance Comments:		<i>Jul 2025: Planning phase</i> <i>Aug 2025: Planning, identifying suitable site.</i> <i>Sep 2025: Planning Phase</i> <i>Oct 2025: Planning phase</i> <i>Nov 2025: Specialist Consultant in process of being appointed.</i> <i>Dec 2025: Specialist Consultant in process of being appointed</i> <i>Jan 2026: Specialist Consultant in process of being appointed.</i> <i>Feb 2026: Specialist consultant appointed, investigation and design phase.</i>																
Cash Flow		Jul 2025	Aug 2025	Sep 2025	Oct 2025	Nov 2025	Dec 2025	Jan 2026	Feb 2026	Mar 2026	Apr 2026	May 2026	Jun 2026	Total PCF / YTD Actual	% Spent	Available	Av. %	
Projected Cash Flow												500,000.00		500,000.00				
Actual Expenditure														-	0%	500,000.00	100.00%	

Report drawn at 22 April 2026 08:51:02

Department: Civil Engineering Services

Project: P66105 - Ward Committee Projects: Parks (Acquisitions: Outsourced)

Location:

Votes: 516ceeb3-d921-4313-8d14-418121c097c4_9/112-716-829

Fin Source: CRR

Cash Flow		Jul 2025	Aug 2025	Sep 2025	Oct 2025	Nov 2025	Dec 2025	Jan 2026	Feb 2026	Mar 2026	Apr 2026	May 2026	Jun 2026	Total PCF / YTD Actual	% Spent	Available	Av. %
Projected Cash Flow						200,000.00	280,000.00	100,000.00	200,000.00	200,000.00	-164,299.00			815,701.00			
Actual Expenditure					133,131.00	335,530.00	224,462.00		69,160.00	5,115.00	14,750.00			782,148.00	95.89%	33,553.00	4.11%

Report drawn at 22 April 2026 08:51:02

Department: Civil Engineering Services

Project: P66105 - Ward Committee Projects: Parks (Materials and Supplies)

Location:

Votes: 516ceeb3-d921-4313-8d14-418121c097c4_9/112-716-830

Fin Source: CRR

No	Activity	Jul 2025	Aug 2025	Sep 2025	Oct 2025	Nov 2025	Dec 2025	Jan 2026	Feb 2026	Mar 2026	Apr 2026	May 2026	Jun 2026				
1	Planning Phase																
Cash Flow		Jul 2025	Aug 2025	Sep 2025	Oct 2025	Nov 2025	Dec 2025	Jan 2026	Feb 2026	Mar 2026	Apr 2026	May 2026	Jun 2026	Total PCF / YTD Actual	% Spent	Available	Av. %
Projected Cash Flow							-80,000.00				100,000.00			20,000.00			
Actual Expenditure									12,415.00					12,415.00	62.08%	7,585.00	37.93%

Report drawn at 22 April 2026 08:51:02

Department: Civil Engineering Services

Project: P82103 - Ward Committee Projects: Roads (Materials and Supplies)

Location:

Votes: e2287c96-937b-4ee9-a092-0fa8b0979655_9/110-728-845

Fin Source: CRR

Cash Flow		Jul 2025	Aug 2025	Sep 2025	Oct 2025	Nov 2025	Dec 2025	Jan 2026	Feb 2026	Mar 2026	Apr 2026	May 2026	Jun 2026	Total PCF / YTD Actual	% Spent	Available	Av. %
Projected Cash Flow														-			
Actual Expenditure														-	0%	-	0%

Report drawn at 22 April 2026 08:51:02

Department: Civil Engineering Services

Project: P82103 - Ward Committee Projects: Roads (Acquisitions: Outsourced)

Votes: e2287c96-937b-4ee9-a092-0fa8b0979655_9/110-728-844

Location:

Fin Source: CRR

No	Activity	Jul 2025	Aug 2025	Sep 2025	Oct 2025	Nov 2025	Dec 2025	Jan 2026	Feb 2026	Mar 2026	Apr 2026	May 2026	Jun 2026				
1	Planning Phase																
Cash Flow		Jul 2025	Aug 2025	Sep 2025	Oct 2025	Nov 2025	Dec 2025	Jan 2026	Feb 2026	Mar 2026	Apr 2026	May 2026	Jun 2026	Total PCF / YTD Actual	% Spent	Available	Av. %
Projected Cash Flow						100,000.00	100,000.00	100,000.00	200,000.00	300,000.00	564,299.00			1,364,299.00			
Actual Expenditure									387,429.00					387,429.00	28.40%	976,870.00	71.60%

Report drawn at 22 April 2026 08:51:02

Department: Civil Engineering Services

Project: P92118 - Water networks: Upgrades and Replacement (CRR)

Votes: afc24431-8d9d-4811-8f5e-1f422b115c25_9/105-744-864

Location:

Fin Source: CRR

No	Activity	Jul 2025	Aug 2025	Sep 2025	Oct 2025	Nov 2025	Dec 2025	Jan 2026	Feb 2026	Mar 2026	Apr 2026	May 2026	Jun 2026				
1	Planning Phase																
Performance Comments:		<i>Jul 2025: Planning & Design Phase</i> <i>Aug 2025: Planning, design and compilation of BOQ. Appointment of contractor on Term tender T01.24.25</i> <i>Sep 2025: Construction commencement date 4 September 2025. Construction in progress.</i> <i>Oct 2025: Construction in progress.</i> <i>Nov 2025: Detail design in progress.</i> <i>Dec 2025: Construction in progress.</i> <i>Feb 2026: Construction in progress</i>															
Cash Flow		Jul 2025	Aug 2025	Sep 2025	Oct 2025	Nov 2025	Dec 2025	Jan 2026	Feb 2026	Mar 2026	Apr 2026	May 2026	Jun 2026	Total PCF / YTD Actual	% Spent	Available	Av. %
Projected Cash Flow			500,000.00	1,500,000.00	1,500,000.00	500,000.00								4,000,000.00			
Actual Expenditure					5,074.00	4,518.00	7,738.00		3,382.00	4,727.00				25,439.00	0.64%	3,974,561.00	99.36%

Report drawn at 22 April 2026 08:51:02

Department: Civil Engineering Services

Project: P92145 - Water networks: Upgrades and Replacement (WSIG)

Votes: afc24431-8d9d-4811-8f5e-1f422b115c25_9/105-966-1128

Location:

Fin Source: WSIG

No	Activity	Jul 2025	Aug 2025	Sep 2025	Oct 2025	Nov 2025	Dec 2025	Jan 2026	Feb 2026	Mar 2026	Apr 2026	May 2026	Jun 2026				
1	Planning Phase																
Performance Comments:		<i>Jul 2025: Planning & Design Phase</i> <i>Aug 2025: Planning, design and compilation of BOQ. Appointment of contractor on Term tender T01.24.25</i> <i>Sep 2025: Construction commencement date 4 September 2025. Construction in progress.</i> <i>Oct 2025: Construction in progress.</i> <i>Nov 2025: Construction in progress.</i> <i>Dec 2025: Construction in progress</i> <i>Feb 2026: Construction in progress</i>															
Cash Flow		Jul 2025	Aug 2025	Sep 2025	Oct 2025	Nov 2025	Dec 2025	Jan 2026	Feb 2026	Mar 2026	Apr 2026	May 2026	Jun 2026	Total PCF / YTD Actual	% Spent	Available	Av. %
Projected Cash Flow				2,000,000.00	2,000,000.00	2,000,000.00	700,000.00							6,700,000.00			
Actual Expenditure					430,485.00	1,625,305.00	1,942,774.00	21,377.00	543,054.00	1,262,139.00				5,825,134.00	86.94%	874,866.00	13.06%

Report drawn at 22 April 2026 08:51:02

